



Doomben QLD Professional

Race 3: XXXX DRY QTIS Two-Year-Old Maiden Plate - 1200m

07 June 2023 - 13:05



BRISBANE
RACING CLUB

Track Rating: Soft 5, Weather: Fine, Rail Position: +10m Entire Course

Section												Last 600m					
Field Times		Overall	1000m	800m	600m	400m	200m						0:34.99				
		1:10.45 (0:13.30)	0:57.15 (0:10.59)	0:46.56 (0:11.57)	0:34.99 (0:11.91)	0:23.08 (0:11.43)	0:11.65 (0:11.65)										
Rank	TAB	Horse/Jockey	Barrier	Top Speed [km/h]	Fastest Section											Margin	Distance Travelled [m]
1	11	RIGHT TO PARTY Ryan Maloney	5	68.7 1000m	0:10.88 1000m	1:10.45 [1] (0:13.46)	0:56.99 [2] (0:10.88)	0:46.11 [2] (0:11.40)	0:34.71 [2] (0:11.79)	0:22.92 [2] (0:11.27)	0:11.65 [1] (0:11.65)	1:10.45	0:34.71				
2	3	KIRIKAN Jag Guthmann-Chester	4	68.8 1000m	0:10.94 1000m	1:10.80 [2] (0:13.81)	0:56.99 [8] (0:10.94)	0:46.05 [7] (0:11.57)	0:34.48 [6] (0:11.60)	0:22.88 [5] (0:11.30)	0:11.58 [3] (0:11.58)	2.09L	0:34.48	-3			
3	4	TRANSATLANTIC James Orman	12	66.9 1000m	0:11.07 400m	1:10.87 [3] (0:14.05)	0:56.82 [10] (0:11.09)	0:45.73 [11] (0:11.62)	0:34.11 [11] (0:11.84)	0:22.27 [10] (0:11.07)	0:11.20 [6] (0:11.20)	2.52L	0:34.11	+1			
4	8	GREY ICE Tegan Harrison	3	66.8 1000m	0:11.12 1000m	1:11.47 [4] (0:13.78)	0:57.69 [7] (0:11.12)	0:46.57 [9] (0:11.61)	0:34.96 [8] (0:11.70)	0:23.26 [6] (0:11.32)	0:11.94 [5] (0:11.94)	6.04L	0:34.96	-3			
5	1	BALALAIKA BIRD Jake Bayliss	10	70.8 1000m	0:10.59 1000m	1:11.74 [5] (0:13.30)	0:58.44 [1] (0:10.59)	0:47.85 [1] (0:11.57)	0:36.28 [1] (0:11.91)	0:24.37 [1] (0:11.70)	0:12.67 [2] (0:12.67)	7.6L	0:36.28	-3			
6	6	BETTERLETMEDANCE Kyle Wilson-Taylor	7	67.5 1000m	0:10.89 1000m	1:11.74 [6] (0:13.90)	0:57.84 [9] (0:10.89)	0:46.95 [8] (0:11.85)	0:35.10 [9] (0:11.63)	0:23.47 [8] (0:11.43)	0:12.04 [7] (0:12.04)	7.62L	0:35.10	+5			
7	10	MISS SHU Anthony Allen	1	67.5 1000m	0:10.81 1000m	1:11.86 [7] (0:13.55)	0:58.31 [3] (0:10.81)	0:47.50 [3] (0:11.39)	0:36.11 [3] (0:11.99)	0:24.12 [3] (0:11.74)	0:12.38 [4] (0:12.38)	8.35L	0:36.11	-2			
8	5	WHAT A WEEKEND Jake Molloy	8	68.2 Overall	0:10.91 1000m	1:11.93 [8] (0:13.56)	0:58.37 [4] (0:10.91)	0:47.46 [4] (0:11.48)	0:35.98 [4] (0:11.94)	0:24.04 [4] (0:11.84)	0:12.20 [8] (0:12.20)	8.73L	0:35.98	-1			
9	9	HINATA Ben Thompson	2	67.2 Overall	0:10.99 1000m	1:12.10 [9] (0:13.62)	0:58.48 [6] (0:10.99)	0:47.49 [6] (0:11.64)	0:35.85 [5] (0:12.01)	0:23.84 [7] (0:11.53)	0:12.31 [9] (0:12.31)	9.75L	0:35.85	+0			
10	7	ERUPTIVE FORCE Mark Du Plessis	9	67.3 1000m	0:10.97 1000m	1:12.62 [10] (0:14.12)	0:58.50 [11] (0:10.97)	0:47.53 [10] (0:11.66)	0:35.87 [10] (0:11.94)	0:23.93 [11] (0:11.80)	0:12.13 [11] (0:12.13)	12.76L	0:35.87	-2			



Doomben QLD Professional

Race 3: XXXX DRY QTIS Two-Year-Old Maiden Plate - 1200m

07 June 2023 - 13:05



BRISBANE
RACING CLUB

Track Rating: Soft 5, Weather: Fine, Rail Position: +10m Entire Course

Section		Overall	1000m	800m	600m	400m	200m	Last 600m					
Field Times		1:10.45 (0:13.30)	0:57.15 (0:10.59)	0:46.56 (0:11.57)	0:34.99 (0:11.91)	0:23.08 (0:11.43)	0:11.65 (0:11.65)	0:34.99					
Rank	TAB Horse/Jockey	Barrier	Top Speed [km/h]	Fastest Section	Margin							Distance Travelled [m]	
11	2 DONI TONDO Justin Huxtable	11	67.1 Overall	0:11.26 1000m	1:12.68 [11] (0:14.32)	0:58.36 [12] (0:11.26)	0:47.10 [12] (0:11.50)	0:35.60 [12] (0:11.77)	0:23.83 [12] (0:11.61)	0:12.22 [10] (0:12.22)	13.12L	0:35.60	-2
12	12 SHEEZALITTLETORQUE Angela Jones	6	67.9 1000m	0:10.97 1000m	1:13.47 [12] (0:13.58)	0:59.89 [5] (0:10.97)	0:48.92 [5] (0:11.82)	0:37.10 [7] (0:12.19)	0:24.91 [9] (0:12.04)	0:12.87 [12] (0:12.87)	17.81L	0:37.10	+1



Horse/Jockey Name	Right To Party
Final Rank	1
Fastest Section Time (Section)	0:10.88 (1000m)
Top Speed [km/h] (Section)	68.7 (1000m)
Race State	Finished

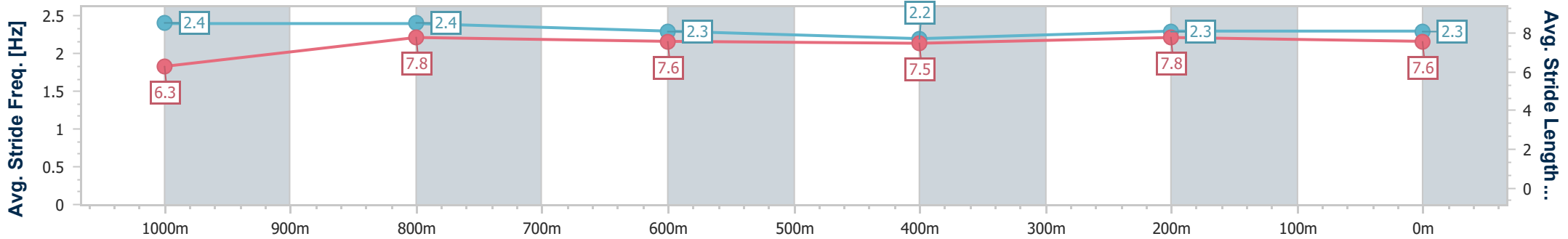
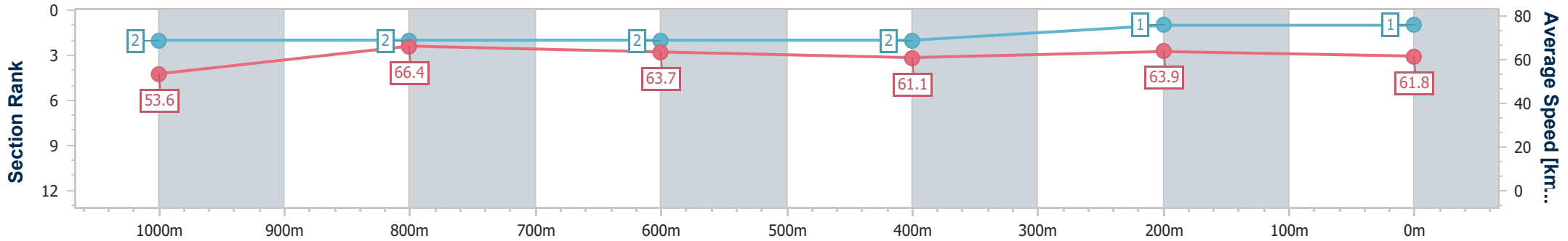


Doomben QLD Professional
Race 3: XXXX DRY QTIS Two-Year-Old Maiden Plate - 1200m
 07 June 2023 - 13:05
 Track Rating: Soft 5, Weather: Fine, Rail Position: +10m Entire Course



BRISBANE
 RACING CLUB

Section	Overall	1000m	800m	600m	400m	200m
Section Times	1:10.45 [1] (0:13.46)	0:56.99 [2] (0:10.88)	0:46.11 [2] (0:11.40)	0:34.71 [2] (0:11.79)	0:22.92 [2] (0:11.27)	0:11.65 [1] (0:11.65)
Average Speed [km/h]	53.6	66.4	63.7	61.1	63.9	61.8
Top Speed [km/h]	68.6	68.7	65.2	62.7	65.7	64.1
Avg. Dist. to Rail [m]	4.4	2.0	1.6	0.8	0.7	0.4
Avg. Stride Freq. [Hz]	2.4	2.4	2.3	2.2	2.3	2.3
Avg. Stride Length [m]	6.3	7.8	7.6	7.5	7.8	7.6



- [] Ranking at each section and finish
- .-.- No data available at this section
- NA No data available



Horse/Jockey Name	Kirikan
Final Rank	2
Fastest Section Time (Section)	0:10.94 (1000m)
Top Speed [km/h] (Section)	68.8 (1000m)
Race State	Finished

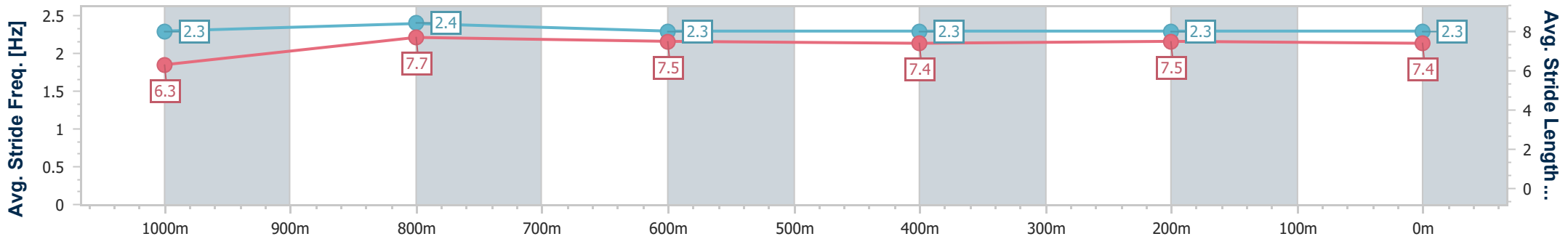
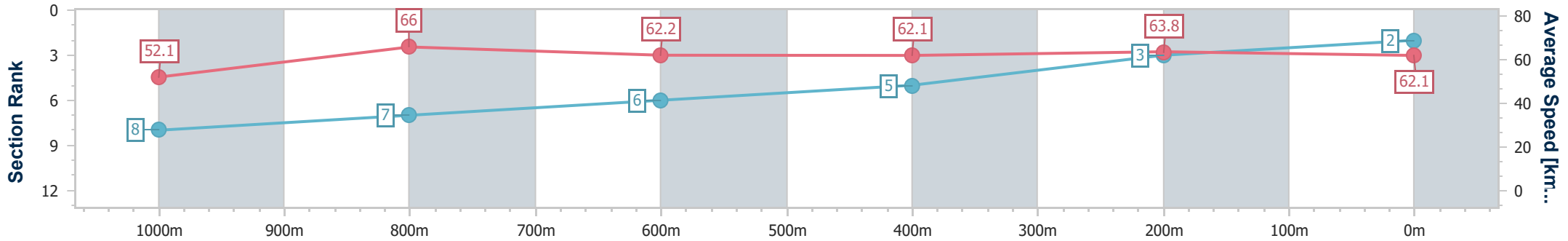


Doomben QLD Professional
Race 3: XXXX DRY QTIS Two-Year-Old Maiden Plate - 1200m
 07 June 2023 - 13:05
 Track Rating: Soft 5, Weather: Fine, Rail Position: +10m Entire Course



BRISBANE
 RACING CLUB

Section	Overall	1000m	800m	600m	400m	200m
Section Times	1:10.80 [2] (0:13.81)	0:56.99 [8] (0:10.94)	0:46.05 [7] (0:11.57)	0:34.48 [6] (0:11.60)	0:22.88 [5] (0:11.30)	0:11.58 [3] (0:11.58)
Average Speed [km/h]	52.1	66.0	62.2	62.1	63.8	62.1
Top Speed [km/h]	68.8	68.8	63.6	63.2	65.5	64.7
Avg. Dist. to Rail [m]	3.6	0.8	0.1	0.2	1.2	2.2
Avg. Stride Freq. [Hz]	2.3	2.4	2.3	2.3	2.3	2.3
Avg. Stride Length [m]	6.3	7.7	7.5	7.4	7.5	7.4



- [] Ranking at each section and finish
- .-.- No data available at this section
- NA No data available



Horse/Jockey Name	Transatlantic
Final Rank	3
Fastest Section Time (Section)	0:11.07 (400m)
Top Speed [km/h] (Section)	66.9 (1000m)
Race State	Finished

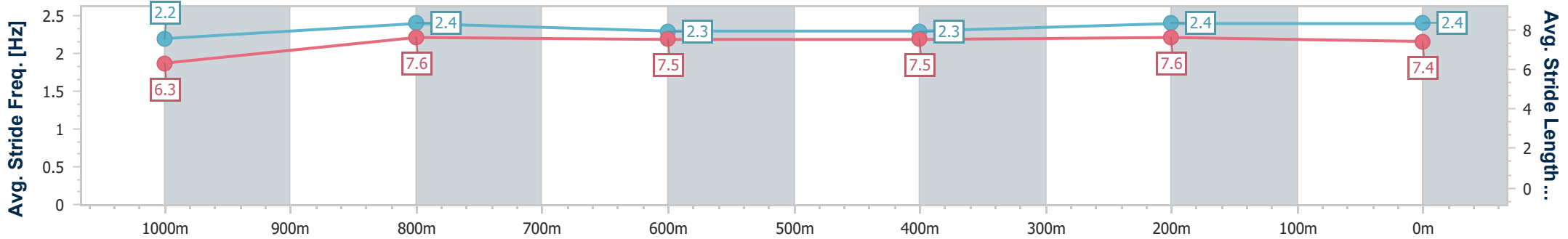
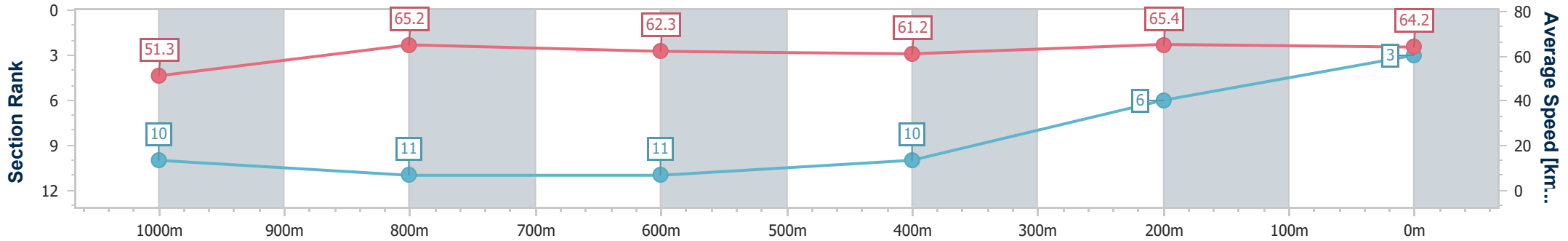


Doomben QLD Professional
Race 3: XXXX DRY QTIS Two-Year-Old Maiden Plate - 1200m
 07 June 2023 - 13:05
 Track Rating: Soft 5, Weather: Fine, Rail Position: +10m Entire Course



BRISBANE
 RACING CLUB

Section	Overall	1000m	800m	600m	400m	200m
Section Times	1:10.87 [3] (0:14.05)	0:56.82 [10] (0:11.09)	0:45.73 [11] (0:11.62)	0:34.11 [11] (0:11.84)	0:22.27 [10] (0:11.07)	0:11.20 [6] (0:11.20)
Average Speed [km/h]	51.3	65.2	62.3	61.2	65.4	64.2
Top Speed [km/h]	66.3	66.9	65.5	63.8	66.9	66.8
Avg. Dist. to Rail [m]	9.3	1.7	1.2	1.4	4.0	4.3
Avg. Stride Freq. [Hz]	2.2	2.4	2.3	2.3	2.4	2.4
Avg. Stride Length [m]	6.3	7.6	7.5	7.5	7.6	7.4



- [] Ranking at each section and finish
- .-.- No data available at this section
- NA No data available



Horse/Jockey Name	Grey Ice
Final Rank	4
Fastest Section Time (Section)	0:11.12 (1000m)
Top Speed [km/h] (Section)	66.8 (1000m)
Race State	Finished

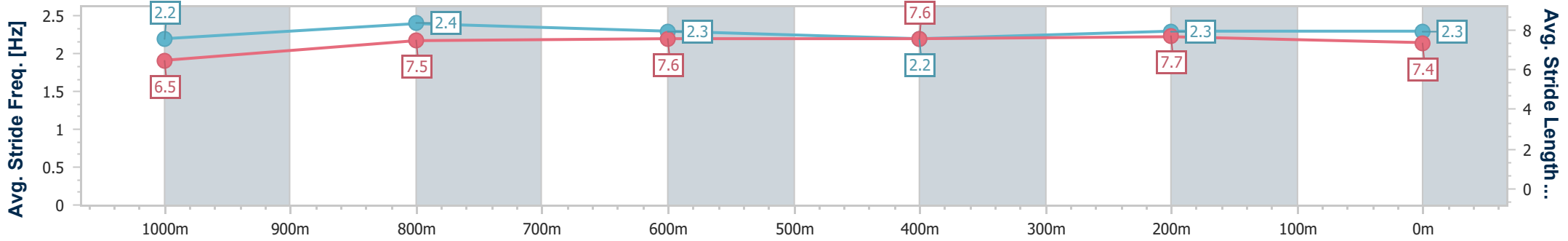
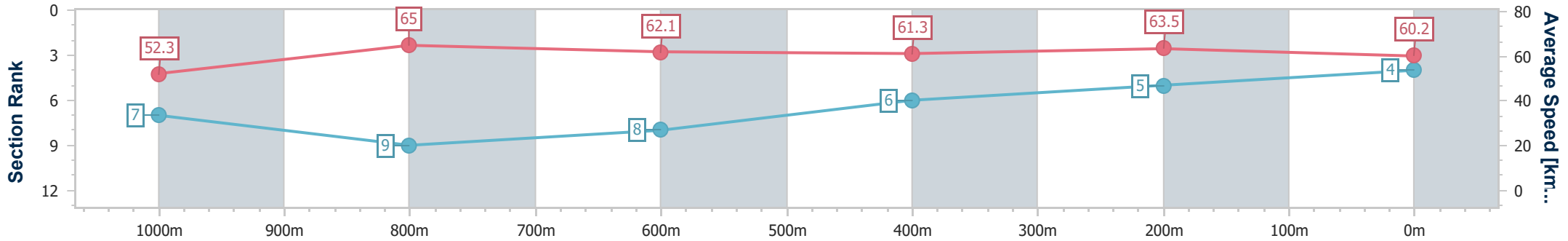


Doomben QLD Professional
Race 3: XXXX DRY QTIS Two-Year-Old Maiden Plate - 1200m
 07 June 2023 - 13:05
 Track Rating: Soft 5, Weather: Fine, Rail Position: +10m Entire Course



BRISBANE
 RACING CLUB

Section	Overall	1000m	800m	600m	400m	200m
Section Times	1:11.47 [4] (0:13.78)	0:57.69 [7] (0:11.12)	0:46.57 [9] (0:11.61)	0:34.96 [8] (0:11.70)	0:23.26 [6] (0:11.32)	0:11.94 [5] (0:11.94)
Average Speed [km/h]	52.3	65.0	62.1	61.3	63.5	60.2
Top Speed [km/h]	66.2	66.8	64.0	62.7	64.5	63.1
Avg. Dist. to Rail [m]	3.0	1.7	0.2	0.6	0.8	1.6
Avg. Stride Freq. [Hz]	2.2	2.4	2.3	2.2	2.3	2.3
Avg. Stride Length [m]	6.5	7.5	7.6	7.6	7.7	7.4



- [] Ranking at each section and finish
- .-.- No data available at this section
- NA No data available



Horse/Jockey Name	Balalaika Bird
Final Rank	5
Fastest Section Time (Section)	0:10.59 (1000m)
Top Speed [km/h] (Section)	70.8 (1000m)
Race State	Finished

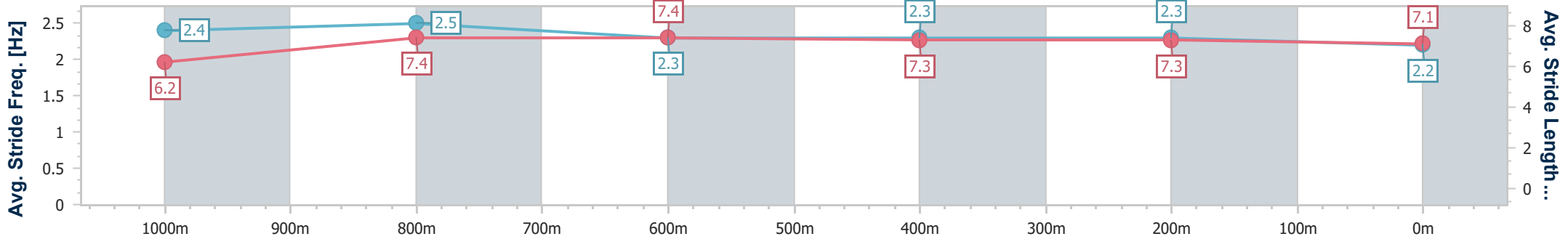
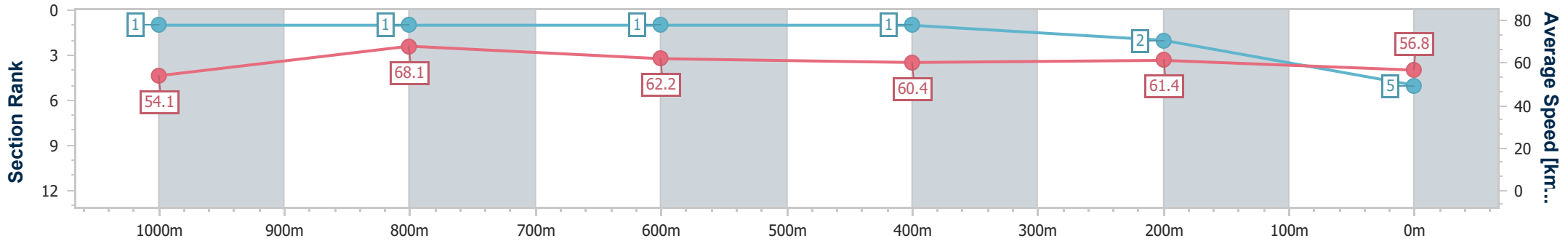


Doomben QLD Professional
Race 3: XXXX DRY QTIS Two-Year-Old Maiden Plate - 1200m
 07 June 2023 - 13:05
 Track Rating: Soft 5, Weather: Fine, Rail Position: +10m Entire Course



BRISBANE
 RACING CLUB

Section	Overall	1000m	800m	600m	400m	200m
Section Times	1:11.74 [5] (0:13.30)	0:58.44 [1] (0:10.59)	0:47.85 [1] (0:11.57)	0:36.28 [1] (0:11.91)	0:24.37 [1] (0:11.70)	0:12.67 [2] (0:12.67)
Average Speed [km/h]	54.1	68.1	62.2	60.4	61.4	56.8
Top Speed [km/h]	70.4	70.8	65.9	61.0	62.7	60.2
Avg. Dist. to Rail [m]	8.4	0.9	0.2	0.6	0.6	0.9
Avg. Stride Freq. [Hz]	2.4	2.5	2.3	2.3	2.3	2.2
Avg. Stride Length [m]	6.2	7.4	7.4	7.3	7.3	7.1



- [] Ranking at each section and finish
- .-.- No data available at this section
- NA No data available



Horse/Jockey Name	Betterletmedance
Final Rank	6
Fastest Section Time (Section)	0:10.89 (1000m)
Top Speed [km/h] (Section)	67.5 (1000m)
Race State	Finished

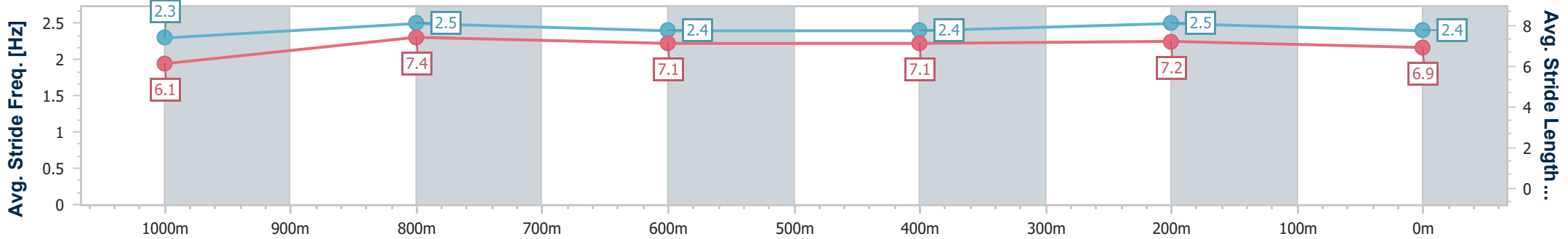
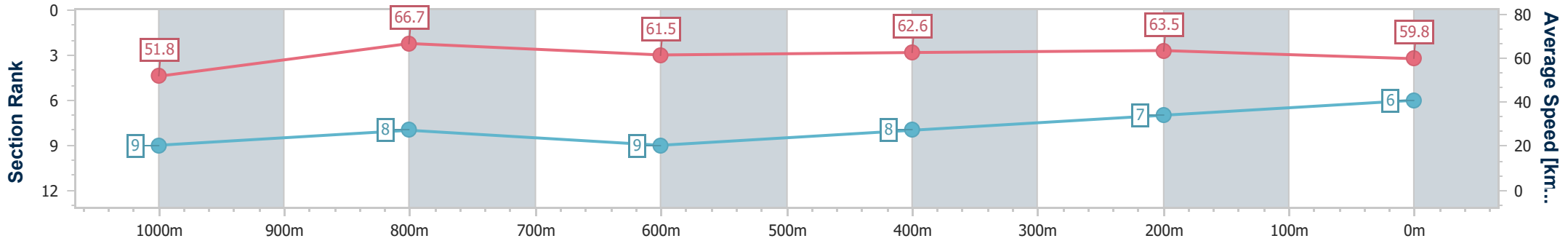


Doomben QLD Professional
Race 3: XXXX DRY QTIS Two-Year-Old Maiden Plate - 1200m
 07 June 2023 - 13:05
 Track Rating: Soft 5, Weather: Fine, Rail Position: +10m Entire Course



BRISBANE
 RACING CLUB

Section	Overall	1000m	800m	600m	400m	200m
Section Times	1:11.74 [6] (0:13.90)	0:57.84 [9] (0:10.89)	0:46.95 [8] (0:11.85)	0:35.10 [9] (0:11.63)	0:23.47 [8] (0:11.43)	0:12.04 [7] (0:12.04)
Average Speed [km/h]	51.8	66.7	61.5	62.6	63.5	59.8
Top Speed [km/h]	66.6	67.5	66.7	64.7	65.2	63.0
Avg. Dist. to Rail [m]	5.6	3.3	2.7	2.1	3.7	4.0
Avg. Stride Freq. [Hz]	2.3	2.5	2.4	2.4	2.5	2.4
Avg. Stride Length [m]	6.1	7.4	7.1	7.1	7.2	6.9



- [] Ranking at each section and finish
- .-.- No data available at this section
- NA No data available



Horse/Jockey Name	Miss Shu
Final Rank	7
Fastest Section Time (Section)	0:10.81 (1000m)
Top Speed [km/h] (Section)	67.5 (1000m)
Race State	Finished

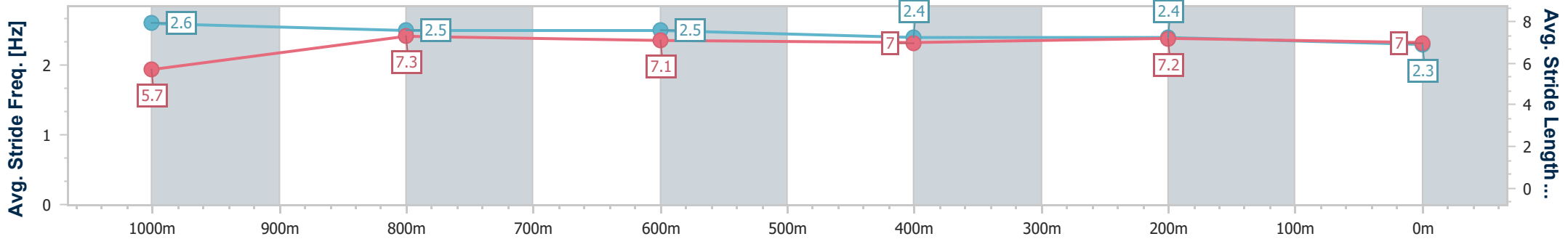
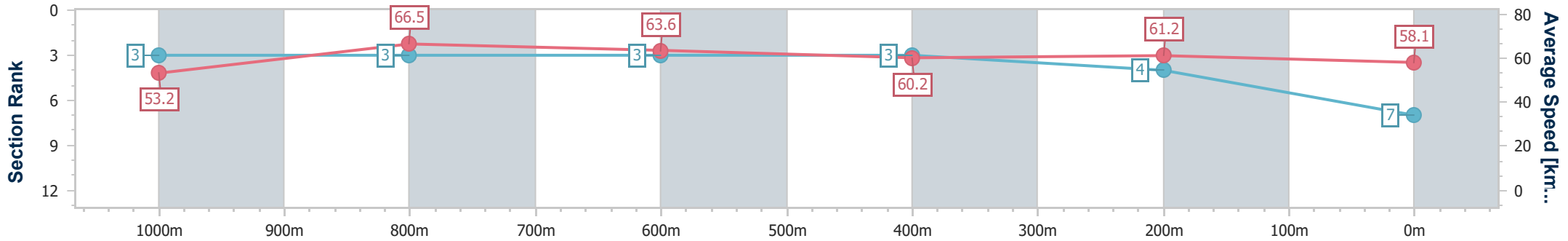


Doomben QLD Professional
Race 3: XXXX DRY QTIS Two-Year-Old Maiden Plate - 1200m
07 June 2023 - 13:05
Track Rating: Soft 5, Weather: Fine, Rail Position: +10m Entire Course



BRISBANE
RACING CLUB

Section	Overall	1000m	800m	600m	400m	200m
Section Times	1:11.86 [7] (0:13.55)	0:58.31 [3] (0:10.81)	0:47.50 [3] (0:11.39)	0:36.11 [3] (0:11.99)	0:24.12 [3] (0:11.74)	0:12.38 [4] (0:12.38)
Average Speed [km/h]	53.2	66.5	63.6	60.2	61.2	58.1
Top Speed [km/h]	67.4	67.5	65.3	62.8	62.3	60.7
Avg. Dist. to Rail [m]	0.9	0.7	1.2	0.9	0.8	0.8
Avg. Stride Freq. [Hz]	2.6	2.5	2.5	2.4	2.4	2.3
Avg. Stride Length [m]	5.7	7.3	7.1	7.0	7.2	7.0



- [] Ranking at each section and finish
- .-.- No data available at this section
- NA No data available



Horse/Jockey Name	What A Weekend
Final Rank	8
Fastest Section Time (Section)	0:10.91 (1000m)
Top Speed [km/h] (Section)	68.2 (Overall)
Race State	Finished

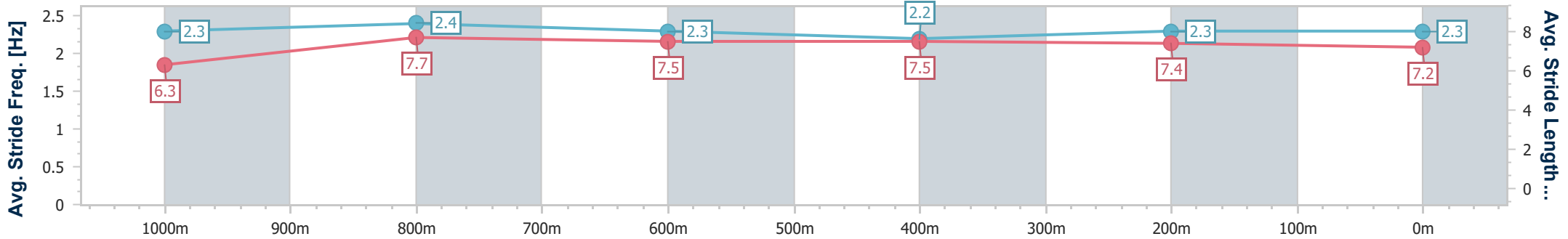
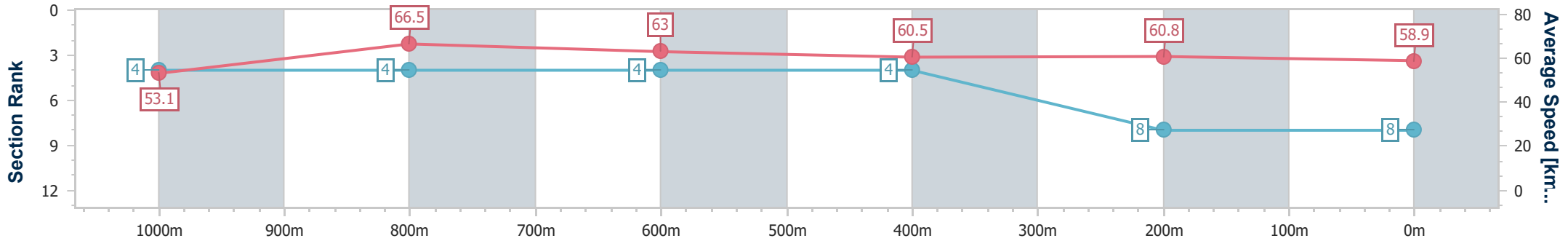


Doomben QLD Professional
Race 3: XXXX DRY QTIS Two-Year-Old Maiden Plate - 1200m
 07 June 2023 - 13:05
 Track Rating: Soft 5, Weather: Fine, Rail Position: +10m Entire Course



BRISBANE
 RACING CLUB

Section	Overall	1000m	800m	600m	400m	200m
Section Times	1:11.93 [8] (0:13.56)	0:58.37 [4] (0:10.91)	0:47.46 [4] (0:11.48)	0:35.98 [4] (0:11.94)	0:24.04 [4] (0:11.84)	0:12.20 [8] (0:12.20)
Average Speed [km/h]	53.1	66.5	63.0	60.5	60.8	58.9
Top Speed [km/h]	68.2	68.1	66.0	60.7	61.9	60.1
Avg. Dist. to Rail [m]	6.4	2.3	1.2	0.5	0.6	1.1
Avg. Stride Freq. [Hz]	2.3	2.4	2.3	2.2	2.3	2.3
Avg. Stride Length [m]	6.3	7.7	7.5	7.5	7.4	7.2



- [] Ranking at each section and finish
- .-.- No data available at this section
- NA No data available



Horse/Jockey Name	Hinata
Final Rank	9
Fastest Section Time (Section)	0:10.99 (1000m)
Top Speed [km/h] (Section)	67.2 (Overall)
Race State	Finished

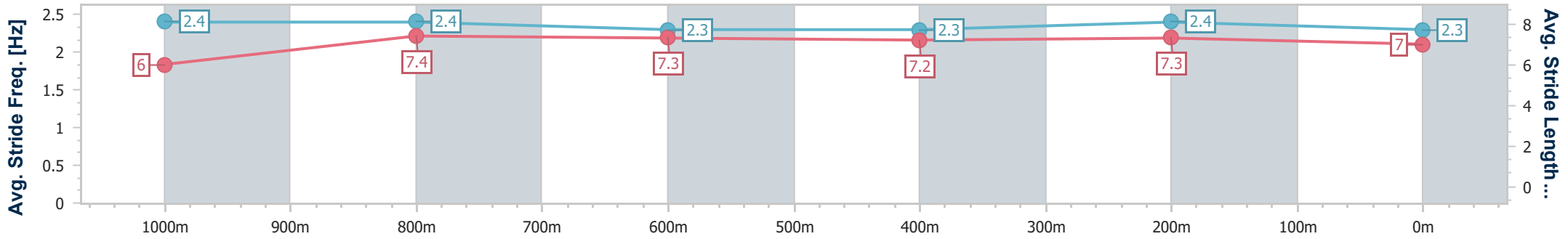
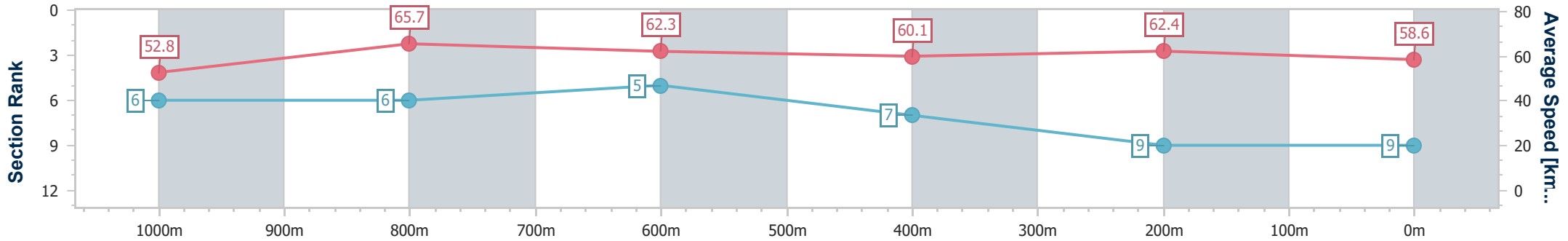


Doomben QLD Professional
 Race 3: XXXX DRY QTIS Two-Year-Old Maiden Plate - 1200m
 07 June 2023 - 13:05
 Track Rating: Soft 5, Weather: Fine, Rail Position: +10m Entire Course



BRISBANE
 RACING CLUB

Section	Overall	1000m	800m	600m	400m	200m
Section Times	1:12.10 [9] (0:13.62)	0:58.48 [6] (0:10.99)	0:47.49 [6] (0:11.64)	0:35.85 [5] (0:12.01)	0:23.84 [7] (0:11.53)	0:12.31 [9] (0:12.31)
Average Speed [km/h]	52.8	65.7	62.3	60.1	62.4	58.6
Top Speed [km/h]	67.2	66.7	65.2	61.2	64.2	61.6
Avg. Dist. to Rail [m]	1.9	1.2	1.2	0.7	2.3	3.8
Avg. Stride Freq. [Hz]	2.4	2.4	2.3	2.3	2.4	2.3
Avg. Stride Length [m]	6.0	7.4	7.3	7.2	7.3	7.0



- [] Ranking at each section and finish
- .-.- No data available at this section
- NA No data available



Horse/Jockey Name	Eruptive Force
Final Rank	10
Fastest Section Time (Section)	0:10.97 (1000m)
Top Speed [km/h] (Section)	67.3 (1000m)
Race State	Finished

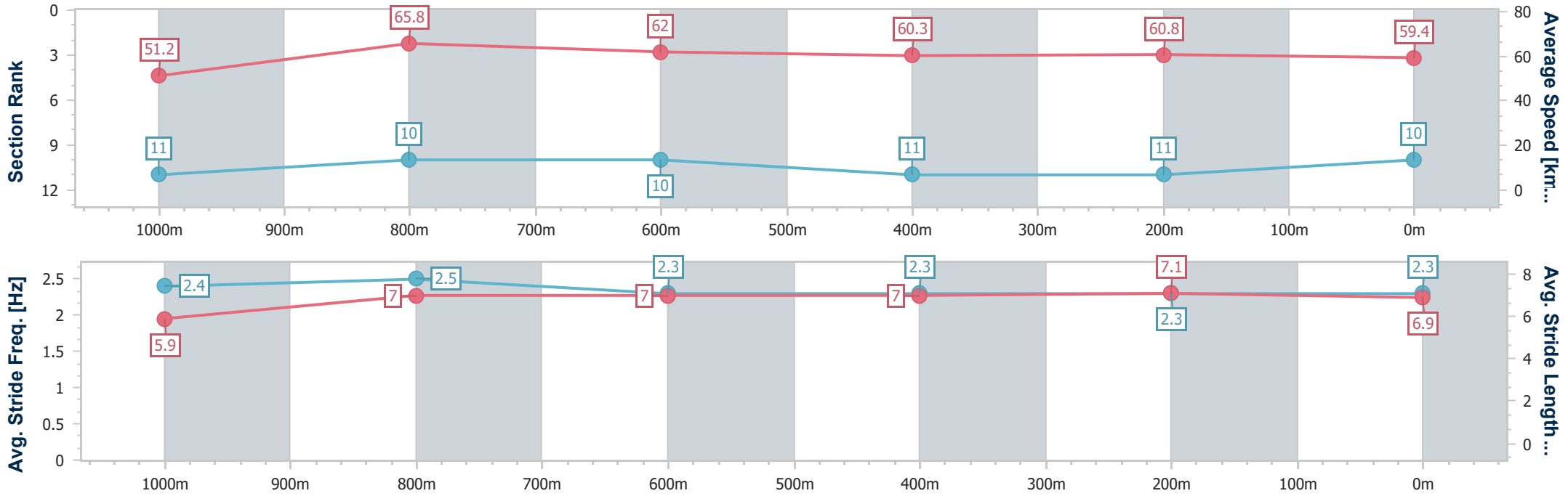


Doomben QLD Professional
Race 3: XXXX DRY QTIS Two-Year-Old Maiden Plate - 1200m
 07 June 2023 - 13:05
 Track Rating: Soft 5, Weather: Fine, Rail Position: +10m Entire Course



BRISBANE
 RACING CLUB

Section	Overall	1000m	800m	600m	400m	200m
Section Times	1:12.62 [10] (0:14.12)	0:58.50 [11] (0:10.97)	0:47.53 [10] (0:11.66)	0:35.87 [10] (0:11.94)	0:23.93 [11] (0:11.80)	0:12.13 [11] (0:12.13)
Average Speed [km/h]	51.2	65.8	62.0	60.3	60.8	59.4
Top Speed [km/h]	66.5	67.3	64.4	60.8	61.9	61.0
Avg. Dist. to Rail [m]	6.5	1.1	0.7	0.6	1.2	0.4
Avg. Stride Freq. [Hz]	2.4	2.5	2.3	2.3	2.3	2.3
Avg. Stride Length [m]	5.9	7.0	7.0	7.0	7.1	6.9



- [] Ranking at each section and finish
- .-.- No data available at this section
- NA No data available



Horse/Jockey Name	Doni Tondo
Final Rank	11
Fastest Section Time (Section)	0:11.26 (1000m)
Top Speed [km/h] (Section)	67.1 (Overall)
Race State	Finished

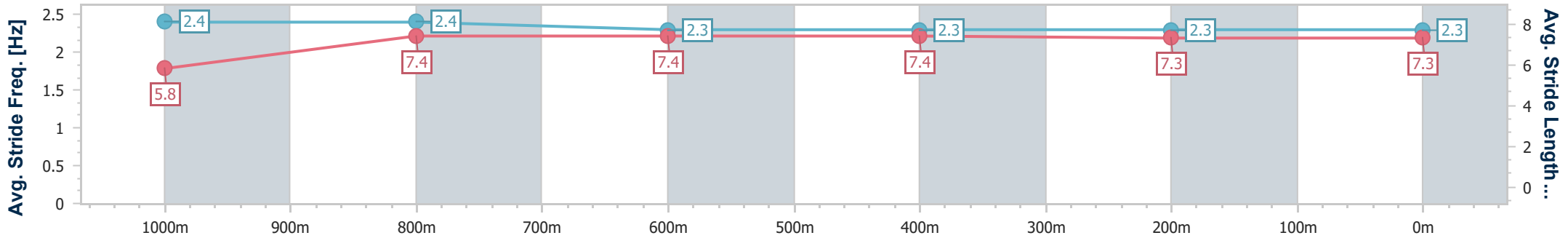
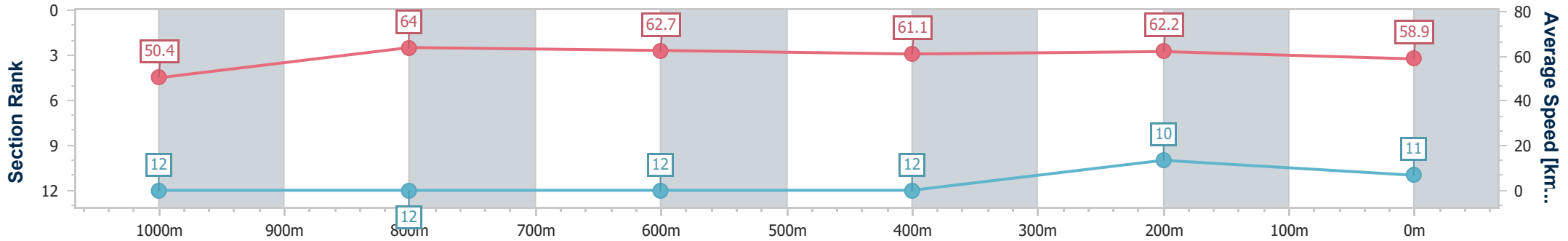


Doomben QLD Professional
Race 3: XXXX DRY QTIS Two-Year-Old Maiden Plate - 1200m
 07 June 2023 - 13:05
 Track Rating: Soft 5, Weather: Fine, Rail Position: +10m Entire Course



BRISBANE
 RACING CLUB

Section	Overall	1000m	800m	600m	400m	200m
Section Times	1:12.68 [11] (0:14.32)	0:58.36 [12] (0:11.26)	0:47.10 [12] (0:11.50)	0:35.60 [12] (0:11.77)	0:23.83 [12] (0:11.61)	0:12.22 [10] (0:12.22)
Average Speed [km/h]	50.4	64.0	62.7	61.1	62.2	58.9
Top Speed [km/h]	67.1	67.0	64.8	65.9	63.1	61.9
Avg. Dist. to Rail [m]	7.2	1.0	0.5	0.4	3.0	4.5
Avg. Stride Freq. [Hz]	2.4	2.4	2.3	2.3	2.3	2.3
Avg. Stride Length [m]	5.8	7.4	7.4	7.4	7.3	7.3



- [] Ranking at each section and finish
- .-.- No data available at this section
- NA No data available



Horse/Jockey Name	Sheezalittletorque
Final Rank	12
Fastest Section Time (Section)	0:10.97 (1000m)
Top Speed [km/h] (Section)	67.9 (1000m)
Race State	Finished

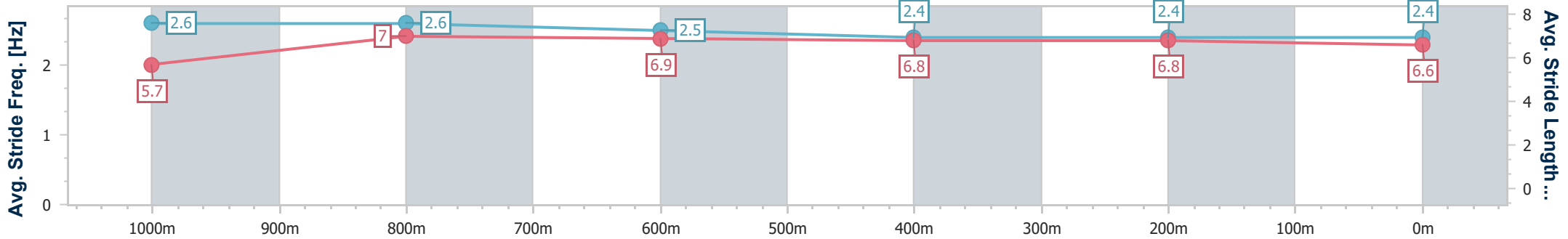
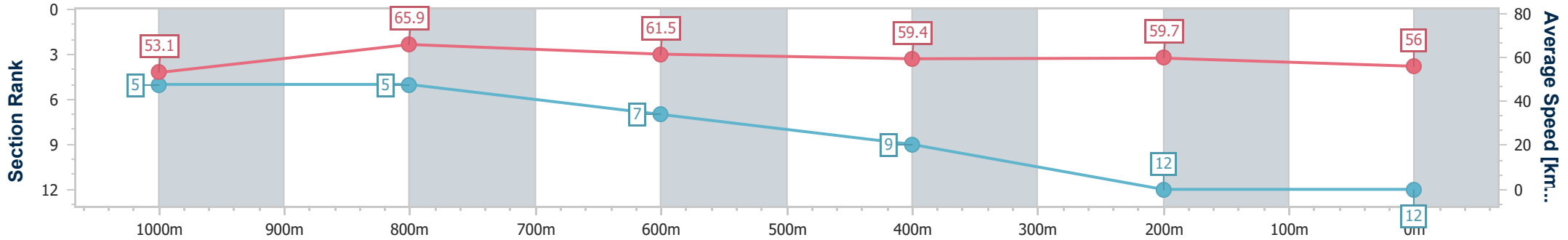


Doomben QLD Professional
Race 3: XXXX DRY QTIS Two-Year-Old Maiden Plate - 1200m
 07 June 2023 - 13:05
 Track Rating: Soft 5, Weather: Fine, Rail Position: +10m Entire Course



BRISBANE
 RACING CLUB

Section	Overall	1000m	800m	600m	400m	200m
Section Times	1:13.47 [12] (0:13.58)	0:59.89 [5] (0:10.97)	0:48.92 [5] (0:11.82)	0:37.10 [7] (0:12.19)	0:24.91 [9] (0:12.04)	0:12.87 [12] (0:12.87)
Average Speed [km/h]	53.1	65.9	61.5	59.4	59.7	56.0
Top Speed [km/h]	67.4	67.9	64.7	61.0	60.7	60.7
Avg. Dist. to Rail [m]	4.8	2.3	1.9	1.2	0.9	1.9
Avg. Stride Freq. [Hz]	2.6	2.6	2.5	2.4	2.4	2.4
Avg. Stride Length [m]	5.7	7.0	6.9	6.8	6.8	6.6



- [] Ranking at each section and finish
- .-.- No data available at this section
- NA No data available