



Doomben QLD Professional

Race 7: LADBROKES MATES MODE BENCHMARK 68 Handicap - 1200m

07 June 2023 - 15:29



BRISBANE
RACING CLUB

Track Rating: Good 4, Weather: Fine, Rail Position: +10m Entire Course

Section		Overall	1000m	800m	600m	400m	200m	Last 600m					
Field Times		1:10.09 (0:13.17)	0:56.92 (0:10.74)	0:46.18 (0:11.41)	0:34.77 (0:11.72)	0:23.05 (0:11.36)	0:11.69 (0:11.69)	0:34.77					
Rank	TAB Horse/Jockey	Barrier	Top Speed [km/h]	Fastest Section	Margin							Distance Travelled [m]	
1	2 HATCHET Ben Thompson	3	69.1 1000m	0:10.95 1000m	1:10.09 [1] (0:13.47)	0:56.62 [5] (0:10.95)	0:45.67 [6] (0:11.31)	0:34.36 [6] (0:11.71)	0:22.65 [6] (0:11.17)	0:11.48 [4] (0:11.48)	1:10.09	0:34.36	
2	12 BLACK ON BEAUTY Angela Jones	2	68.8 1000m	0:10.77 1000m	1:10.15 [2] (0:13.22)	0:56.93 [2] (0:10.77)	0:46.16 [2] (0:11.39)	0:34.77 [3] (0:11.76)	0:23.01 [3] (0:11.30)	0:11.71 [2] (0:11.71)	0.36L	0:34.77	-8
3	4 ENABLER Jake Molloy	8	68.7 1000m	0:10.75 1000m	1:10.55 [3] (0:13.97)	0:56.58 [8] (0:10.75)	0:45.83 [8] (0:11.14)	0:34.69 [7] (0:11.64)	0:23.05 [7] (0:11.28)	0:11.77 [6] (0:11.77)	2.72L	0:34.69	-1
4	11 HIGHLY AMBITIOUS Andrew Mallyon	1	68.7 1000m	0:10.63 1000m	1:10.59 [4] (0:13.53)	0:57.06 [6] (0:10.63)	0:46.43 [5] (0:11.41)	0:35.02 [5] (0:11.62)	0:23.40 [4] (0:11.39)	0:12.01 [3] (0:12.01)	2.94L	0:35.02	-9
5	13 ZOMETEOR Jake Bayliss	7	69.7 1000m	0:10.64 1000m	1:10.62 [5] (0:13.44)	0:57.18 [4] (0:10.64)	0:46.54 [3] (0:11.30)	0:35.24 [2] (0:11.73)	0:23.51 [2] (0:11.29)	0:12.22 [1] (0:12.22)	3.16L	0:35.24	-1
6	3 ALLUSIONIST Cejay Graham	4	68.4 Overall	0:10.84 1000m	1:10.72 [6] (0:13.25)	0:57.47 [3] (0:10.84)	0:46.63 [4] (0:11.43)	0:35.20 [4] (0:11.80)	0:23.40 [5] (0:11.41)	0:11.99 [5] (0:11.99)	3.72L	0:35.20	-4
7	5 MAGIC IN ME Melea Castle	9	68.9 1000m	0:10.75 1000m	1:10.74 [7] (0:14.18)	0:56.56 [9] (0:10.75)	0:45.81 [9] (0:11.23)	0:34.58 [9] (0:11.57)	0:23.01 [9] (0:11.23)	0:11.78 [8] (0:11.78)	3.84L	0:34.58	-7
8	9 CHARLIE'S CASE Nikita Beriman	11	68.6 1000m	0:10.92 1000m	1:10.76 [8] (0:14.20)	0:56.56 [10] (0:10.92)	0:45.64 [10] (0:11.21)	0:34.43 [10] (0:11.52)	0:22.91 [10] (0:11.12)	0:11.79 [9] (0:11.79)	3.96L	0:34.43	-2
9	7 KOSOWSKI Micheal Hellyer	6	68.7 1000m	0:10.92 1000m	1:11.80 [9] (0:13.75)	0:58.05 [7] (0:10.92)	0:47.13 [7] (0:11.31)	0:35.82 [8] (0:11.63)	0:24.19 [8] (0:11.55)	0:12.64 [10] (0:12.64)	10.08L	0:35.82	-2
10	10 RING OF STEEL James Orman	12	69.8 1000m	0:10.74 1000m	1:11.92 [10] (0:13.17)	0:58.75 [1] (0:10.74)	0:48.01 [1] (0:11.41)	0:36.60 [1] (0:11.72)	0:24.88 [1] (0:11.75)	0:13.13 [7] (0:13.13)	10.81L	0:36.60	+0

Scratched: Lambdoma Energy (#1), Script Writer (#6), Allez Zou (#8)

[] Ranking at each section and finish
-:--:- No data available at this section
NA No data available

SCN Saddle cloth number
DNF Did not finish
DNT Did not track



Horse/Jockey Name	Hatchet
Final Rank	1
Fastest Section Time (Section)	0:10.95 (1000m)
Top Speed [km/h] (Section)	69.1 (1000m)
Race State	Finished

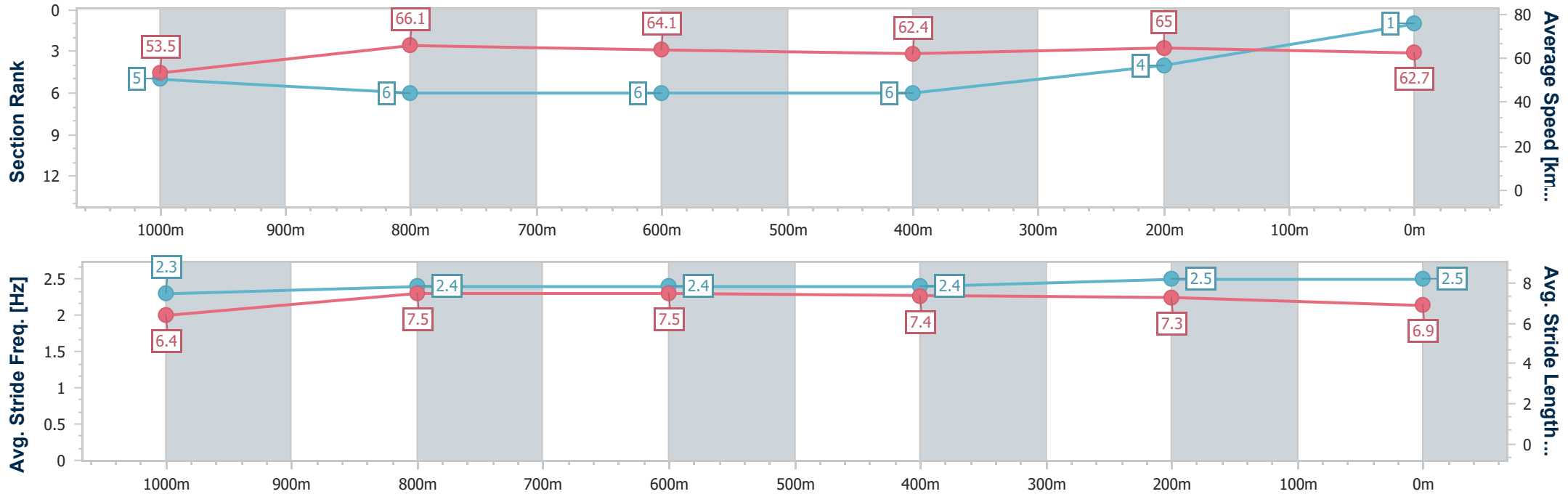


Doomben QLD Professional
Race 7: LADBROKES MATES MODE BENCHMARK 68
 Handicap - 1200m
 07 June 2023 - 15:29
 Track Rating: Good 4, Weather: Fine, Rail Position: +10m Entire Course



BRISBANE RACING CLUB

Section	Overall	1000m	800m	600m	400m	200m
Section Times	1:10.09 [1] (0:13.47)	0:56.62 [5] (0:10.95)	0:45.67 [6] (0:11.31)	0:34.36 [6] (0:11.71)	0:22.65 [6] (0:11.17)	0:11.48 [4] (0:11.48)
Average Speed [km/h]	53.5	66.1	64.1	62.4	65.0	62.7
Top Speed [km/h]	68.6	69.1	65.5	63.3	66.6	64.9
Avg. Dist. to Rail [m]	2.4	1.6	1.7	2.5	4.6	4.1
Avg. Stride Freq. [Hz]	2.3	2.4	2.4	2.4	2.5	2.5
Avg. Stride Length [m]	6.4	7.5	7.5	7.4	7.3	6.9



- [] Ranking at each section and finish
- .-.- No data available at this section
- NA No data available



Horse/Jockey Name	Black On Beauty
Final Rank	2
Fastest Section Time (Section)	0:10.77 (1000m)
Top Speed [km/h] (Section)	68.8 (1000m)
Race State	Finished

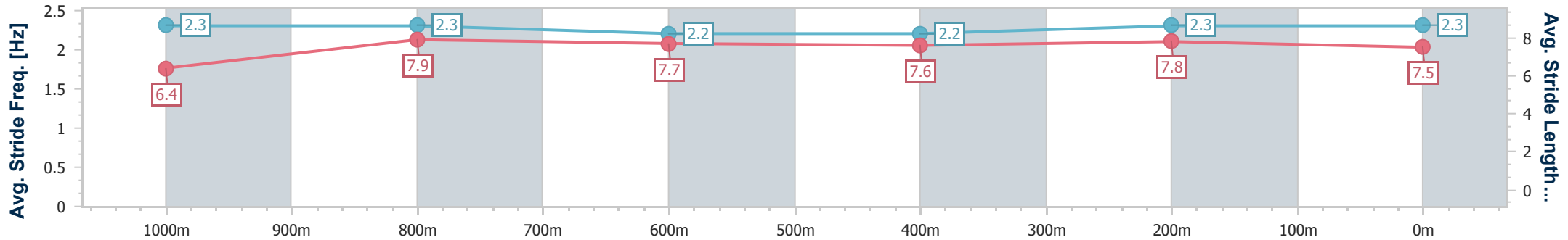
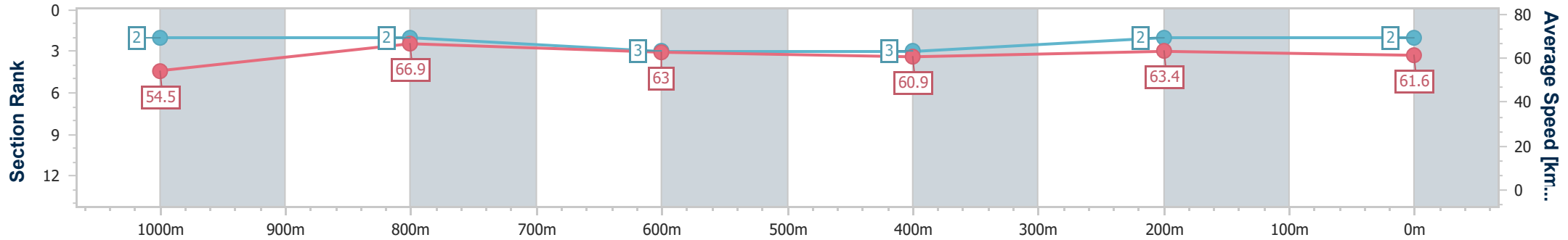


Doomben QLD Professional
Race 7: LADBROKES MATES MODE BENCHMARK 68
 Handicap - 1200m
 07 June 2023 - 15:29
 Track Rating: Good 4, Weather: Fine, Rail Position: +10m Entire Course



BRISBANE RACING CLUB

Section	Overall	1000m	800m	600m	400m	200m
Section Times	1:10.15 [2] (0:13.22)	0:56.93 [2] (0:10.77)	0:46.16 [2] (0:11.39)	0:34.77 [3] (0:11.76)	0:23.01 [3] (0:11.30)	0:11.71 [2] (0:11.71)
Average Speed [km/h]	54.5	66.9	63.0	60.9	63.4	61.6
Top Speed [km/h]	68.4	68.8	63.8	62.5	64.9	63.9
Avg. Dist. to Rail [m]	1.9	0.9	0.6	1.1	1.6	0.5
Avg. Stride Freq. [Hz]	2.3	2.3	2.2	2.2	2.3	2.3
Avg. Stride Length [m]	6.4	7.9	7.7	7.6	7.8	7.5



- [] Ranking at each section and finish
- .-.- No data available at this section
- NA No data available



Horse/Jockey Name	Enabler
Final Rank	3
Fastest Section Time (Section)	0:10.75 (1000m)
Top Speed [km/h] (Section)	68.7 (1000m)
Race State	Finished

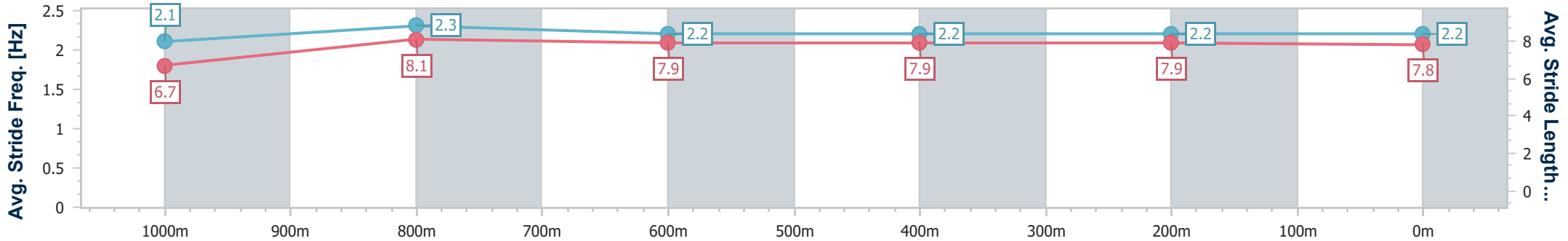
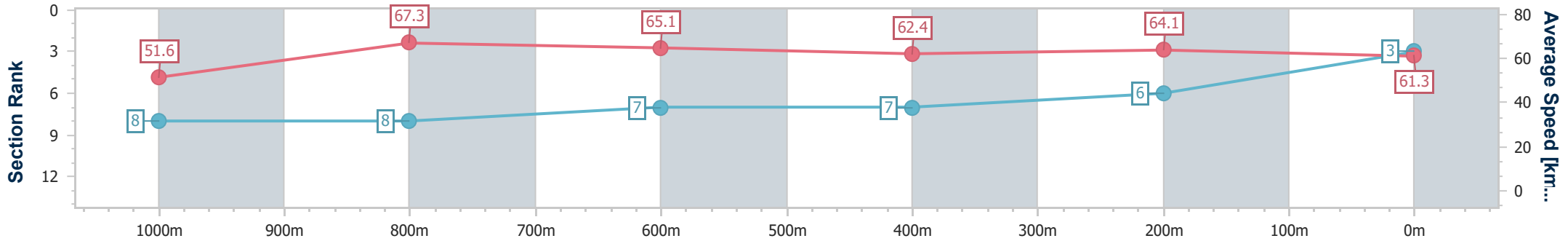


Doomben QLD Professional
Race 7: LADBROKES MATES MODE BENCHMARK 68
 Handicap - 1200m
 07 June 2023 - 15:29
 Track Rating: Good 4, Weather: Fine, Rail Position: +10m Entire Course



BRISBANE RACING CLUB

Section	Overall	1000m	800m	600m	400m	200m
Section Times	1:10.55 [3] (0:13.97)	0:56.58 [8] (0:10.75)	0:45.83 [8] (0:11.14)	0:34.69 [7] (0:11.64)	0:23.05 [7] (0:11.28)	0:11.77 [6] (0:11.77)
Average Speed [km/h]	51.6	67.3	65.1	62.4	64.1	61.3
Top Speed [km/h]	67.8	68.7	67.3	64.2	65.8	64.0
Avg. Dist. to Rail [m]	4.1	0.9	1.4	2.0	2.4	0.8
Avg. Stride Freq. [Hz]	2.1	2.3	2.2	2.2	2.2	2.2
Avg. Stride Length [m]	6.7	8.1	7.9	7.9	7.9	7.8



- [] Ranking at each section and finish
- .-.- No data available at this section
- NA No data available



Horse/Jockey Name	Highly Ambitious
Final Rank	4
Fastest Section Time (Section)	0:10.63 (1000m)
Top Speed [km/h] (Section)	68.7 (1000m)
Race State	Finished

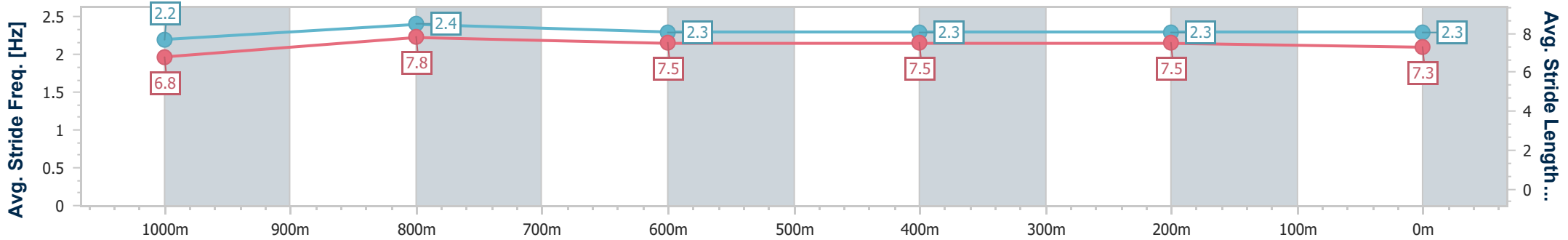
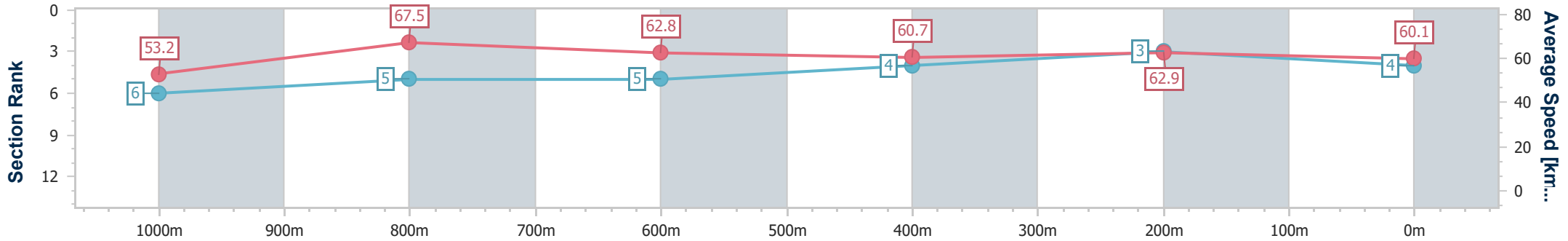


Doomben QLD Professional
Race 7: LADBROKES MATES MODE BENCHMARK 68
 Handicap - 1200m
 07 June 2023 - 15:29
 Track Rating: Good 4, Weather: Fine, Rail Position: +10m Entire Course



BRISBANE RACING CLUB

Section	Overall	1000m	800m	600m	400m	200m
Section Times	1:10.59 [4] (0:13.53)	0:57.06 [6] (0:10.63)	0:46.43 [5] (0:11.41)	0:35.02 [5] (0:11.62)	0:23.40 [4] (0:11.39)	0:12.01 [3] (0:12.01)
Average Speed [km/h]	53.2	67.5	62.8	60.7	62.9	60.1
Top Speed [km/h]	68.6	68.7	65.5	62.4	64.3	62.3
Avg. Dist. to Rail [m]	0.4	0.5	1.5	3.1	2.3	0.5
Avg. Stride Freq. [Hz]	2.2	2.4	2.3	2.3	2.3	2.3
Avg. Stride Length [m]	6.8	7.8	7.5	7.5	7.5	7.3



- [] Ranking at each section and finish
- .-.- No data available at this section
- NA No data available



Horse/Jockey Name	Zoumeteor
Final Rank	5
Fastest Section Time (Section)	0:10.64 (1000m)
Top Speed [km/h] (Section)	69.7 (1000m)
Race State	Finished

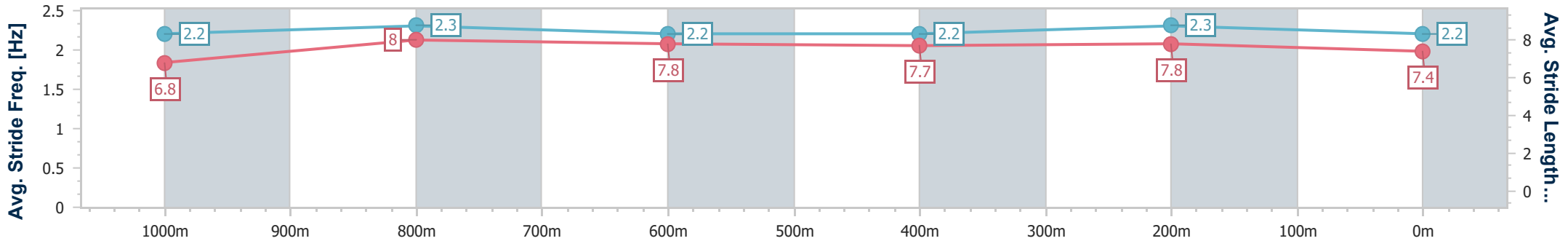
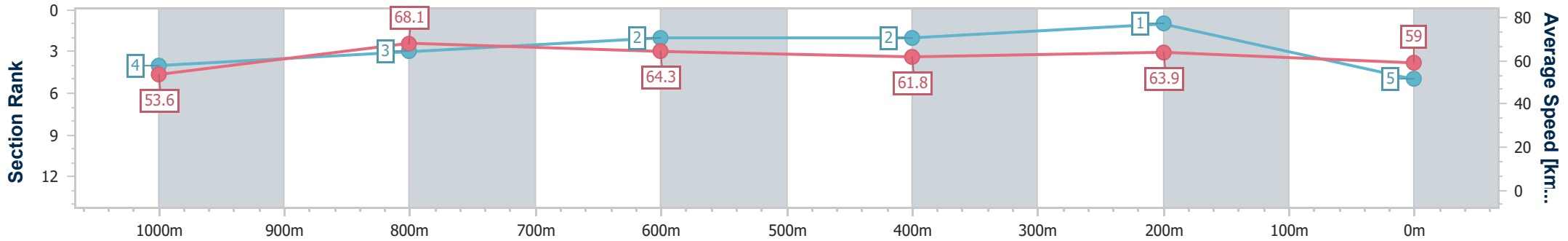


Doomben QLD Professional
Race 7: LADBROKES MATES MODE BENCHMARK 68
 Handicap - 1200m
 07 June 2023 - 15:29
 Track Rating: Good 4, Weather: Fine, Rail Position: +10m Entire Course



BRISBANE RACING CLUB

Section	Overall	1000m	800m	600m	400m	200m
Section Times	1:10.62 [5] (0:13.44)	0:57.18 [4] (0:10.64)	0:46.54 [3] (0:11.30)	0:35.24 [2] (0:11.73)	0:23.51 [2] (0:11.29)	0:12.22 [1] (0:12.22)
Average Speed [km/h]	53.6	68.1	64.3	61.8	63.9	59.0
Top Speed [km/h]	68.8	69.7	66.4	63.1	65.1	62.9
Avg. Dist. to Rail [m]	5.8	2.9	1.8	1.2	1.9	2.8
Avg. Stride Freq. [Hz]	2.2	2.3	2.2	2.2	2.3	2.2
Avg. Stride Length [m]	6.8	8.0	7.8	7.7	7.8	7.4



- [] Ranking at each section and finish
- .-.- No data available at this section
- NA No data available



Horse/Jockey Name	Allusionist
Final Rank	6
Fastest Section Time (Section)	0:10.84 (1000m)
Top Speed [km/h] (Section)	68.4 (Overall)
Race State	Finished

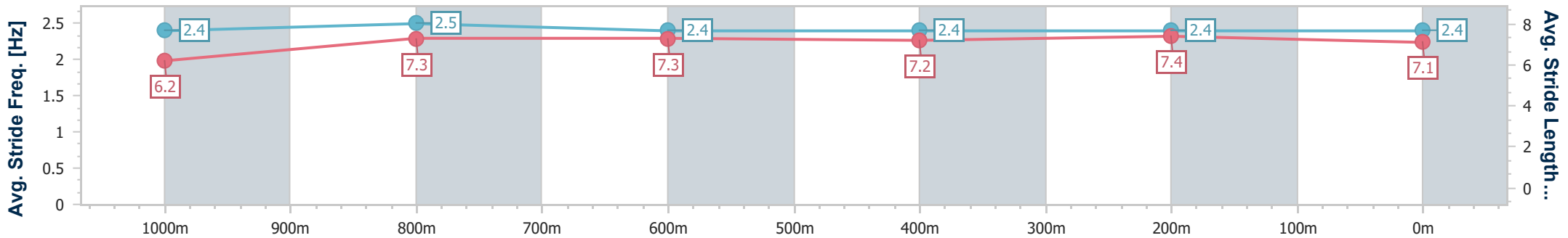
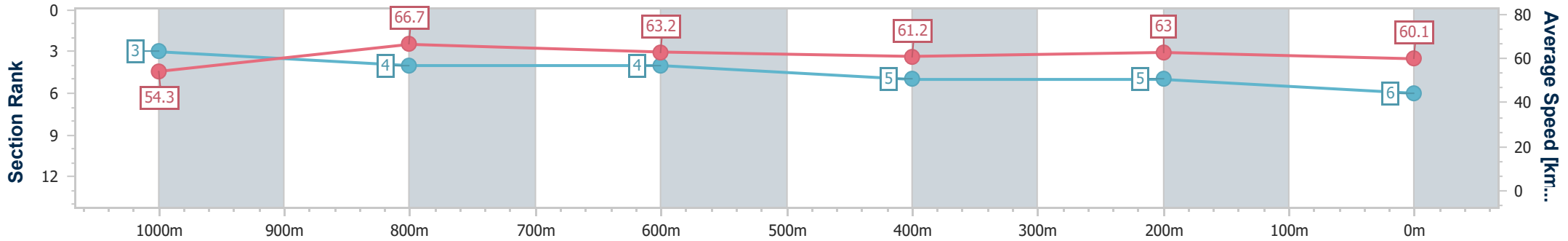


Doomben QLD Professional
Race 7: LADBROKES MATES MODE BENCHMARK 68
 Handicap - 1200m
 07 June 2023 - 15:29
 Track Rating: Good 4, Weather: Fine, Rail Position: +10m Entire Course



BRISBANE RACING CLUB

Section	Overall	1000m	800m	600m	400m	200m
Section Times	1:10.72 [6] (0:13.25)	0:57.47 [3] (0:10.84)	0:46.63 [4] (0:11.43)	0:35.20 [4] (0:11.80)	0:23.40 [5] (0:11.41)	0:11.99 [5] (0:11.99)
Average Speed [km/h]	54.3	66.7	63.2	61.2	63.0	60.1
Top Speed [km/h]	68.4	68.4	65.3	62.6	64.4	62.6
Avg. Dist. to Rail [m]	3.3	1.8	1.0	0.6	1.0	3.8
Avg. Stride Freq. [Hz]	2.4	2.5	2.4	2.4	2.4	2.4
Avg. Stride Length [m]	6.2	7.3	7.3	7.2	7.4	7.1



- [] Ranking at each section and finish
- .-.- No data available at this section
- NA No data available



Horse/Jockey Name	Magic In Me
Final Rank	7
Fastest Section Time (Section)	0:10.75 (1000m)
Top Speed [km/h] (Section)	68.9 (1000m)
Race State	Finished

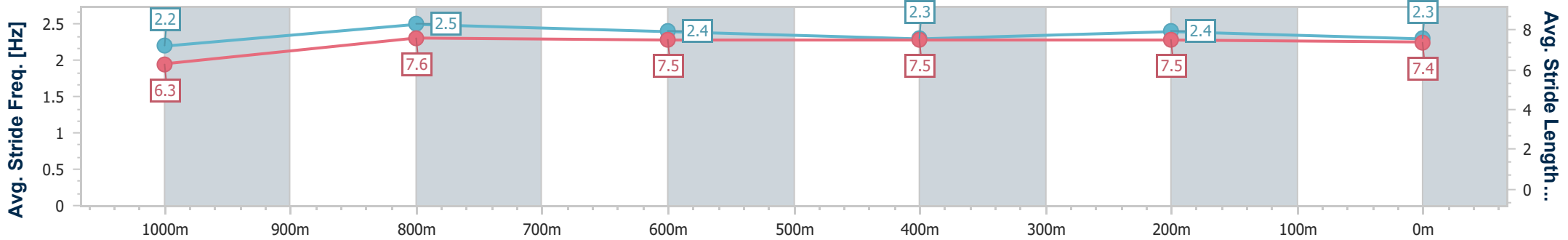
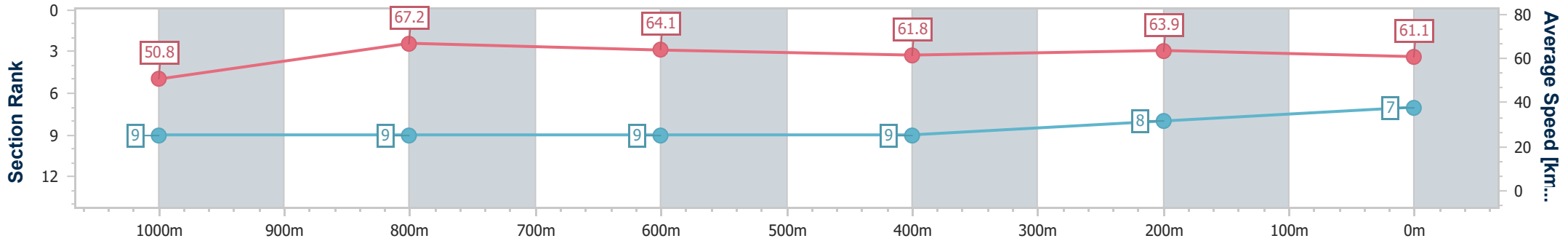


Doomben QLD Professional
Race 7: LADBROKES MATES MODE BENCHMARK 68
 Handicap - 1200m
 07 June 2023 - 15:29
 Track Rating: Good 4, Weather: Fine, Rail Position: +10m Entire Course



BRISBANE RACING CLUB

Section	Overall	1000m	800m	600m	400m	200m
Section Times	1:10.74 [7] (0:14.18)	0:56.56 [9] (0:10.75)	0:45.81 [9] (0:11.23)	0:34.58 [9] (0:11.57)	0:23.01 [9] (0:11.23)	0:11.78 [8] (0:11.78)
Average Speed [km/h]	50.8	67.2	64.1	61.8	63.9	61.1
Top Speed [km/h]	66.6	68.9	65.6	63.2	65.9	64.5
Avg. Dist. to Rail [m]	6.0	1.2	0.4	1.2	1.2	0.4
Avg. Stride Freq. [Hz]	2.2	2.5	2.4	2.3	2.4	2.3
Avg. Stride Length [m]	6.3	7.6	7.5	7.5	7.5	7.4



- [] Ranking at each section and finish
- .-.- No data available at this section
- NA No data available



Horse/Jockey Name	Charlie's Case
Final Rank	8
Fastest Section Time (Section)	0:10.92 (1000m)
Top Speed [km/h] (Section)	68.6 (1000m)
Race State	Finished

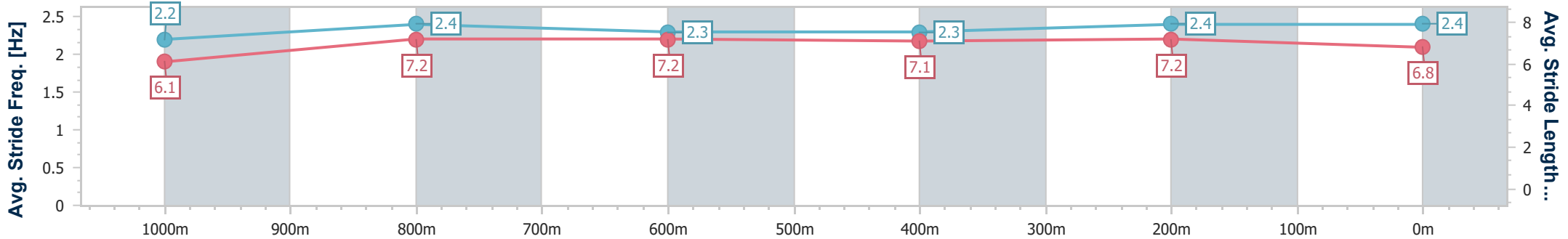
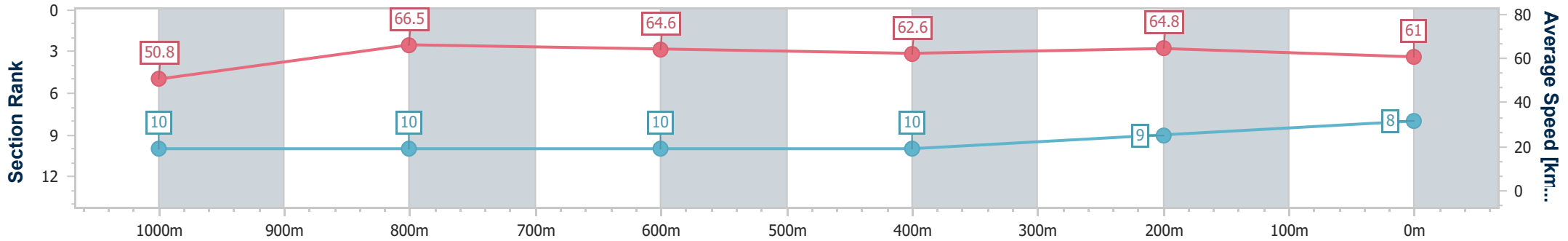


Doomben QLD Professional
 Race 7: LADBROKES MATES MODE BENCHMARK 68
 Handicap - 1200m
 07 June 2023 - 15:29
 Track Rating: Good 4, Weather: Fine, Rail Position: +10m Entire Course



BRISBANE
 RACING CLUB

Section	Overall	1000m	800m	600m	400m	200m
Section Times	1:10.76 [8] (0:14.20)	0:56.56 [10] (0:10.92)	0:45.64 [10] (0:11.21)	0:34.43 [10] (0:11.52)	0:22.91 [10] (0:11.12)	0:11.79 [9] (0:11.79)
Average Speed [km/h]	50.8	66.5	64.6	62.6	64.8	61.0
Top Speed [km/h]	67.0	68.6	65.2	63.8	66.2	64.0
Avg. Dist. to Rail [m]	7.3	3.4	1.2	0.6	1.5	6.3
Avg. Stride Freq. [Hz]	2.2	2.4	2.3	2.3	2.4	2.4
Avg. Stride Length [m]	6.1	7.2	7.2	7.1	7.2	6.8



- [] Ranking at each section and finish
- .-.- No data available at this section
- NA No data available



Horse/Jockey Name	Kosowski
Final Rank	9
Fastest Section Time (Section)	0:10.92 (1000m)
Top Speed [km/h] (Section)	68.7 (1000m)
Race State	Finished

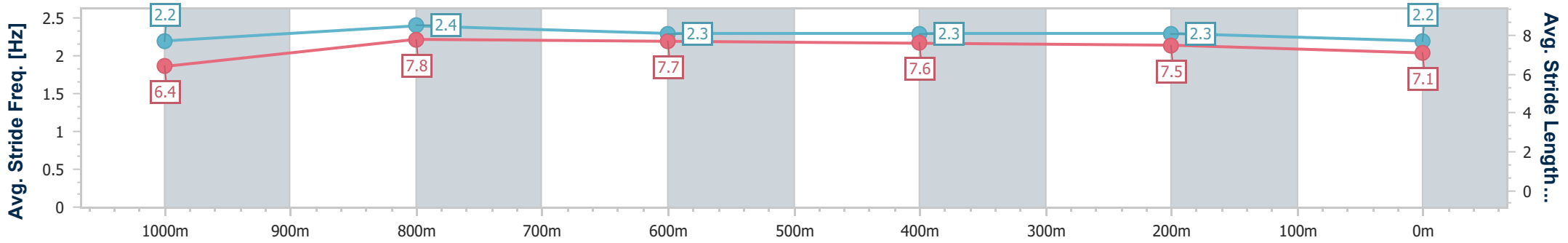
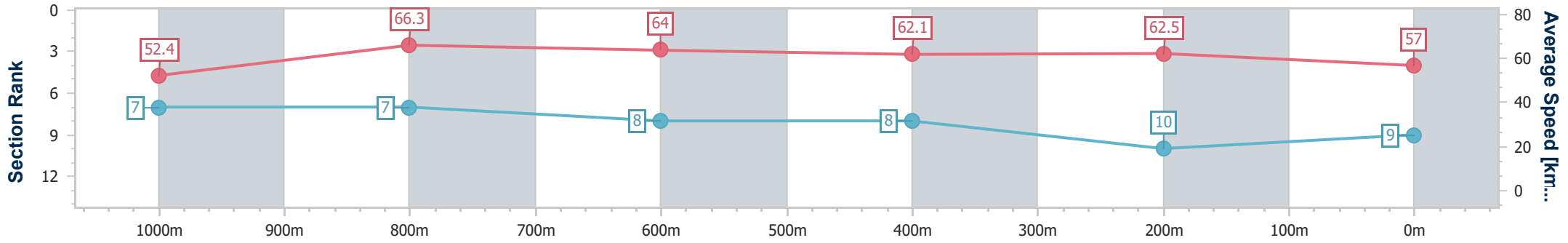


Doomben QLD Professional
Race 7: LADBROKES MATES MODE BENCHMARK 68
 Handicap - 1200m
 07 June 2023 - 15:29
 Track Rating: Good 4, Weather: Fine, Rail Position: +10m Entire Course



BRISBANE RACING CLUB

Section	Overall	1000m	800m	600m	400m	200m								
Section Times	1:11.80 [9] (0:13.75)	0:58.05 [7] (0:10.92)	0:47.13 [7] (0:11.31)	0:35.82 [8] (0:11.63)	0:24.19 [8] (0:11.55)	0:12.64 [10] (0:12.64)								
Average Speed [km/h]	52.4	66.3	64.0	62.1	62.5	57.0								
Top Speed [km/h]	68.4	68.7	65.4	63.4	63.8	60.8								
Avg. Dist. to Rail [m]	3.7	1.8	1.0	0.6	2.9	5.1								
Avg. Stride Freq. [Hz]	2.2	2.4	2.3	2.3	2.3	2.2								
Avg. Stride Length [m]	6.4	7.8	7.7	7.6	7.5	7.1								



- [] Ranking at each section and finish
- .-.- No data available at this section
- NA No data available



Horse/Jockey Name	Ring Of Steel
Final Rank	10
Fastest Section Time (Section)	0:10.74 (1000m)
Top Speed [km/h] (Section)	69.8 (1000m)
Race State	Finished

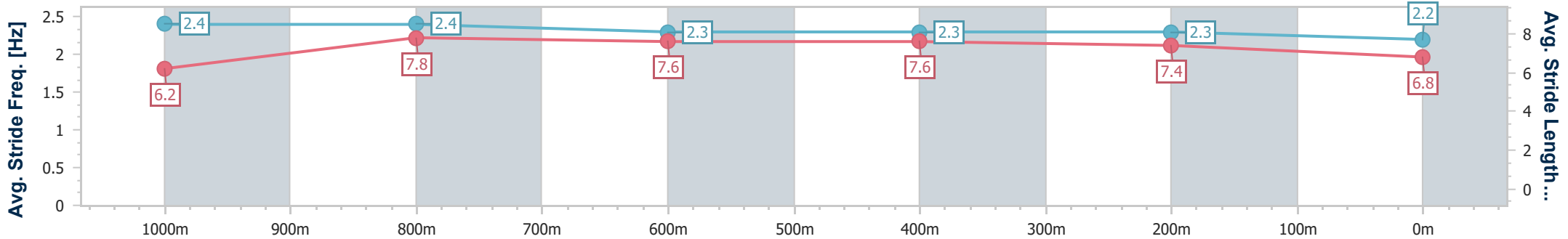
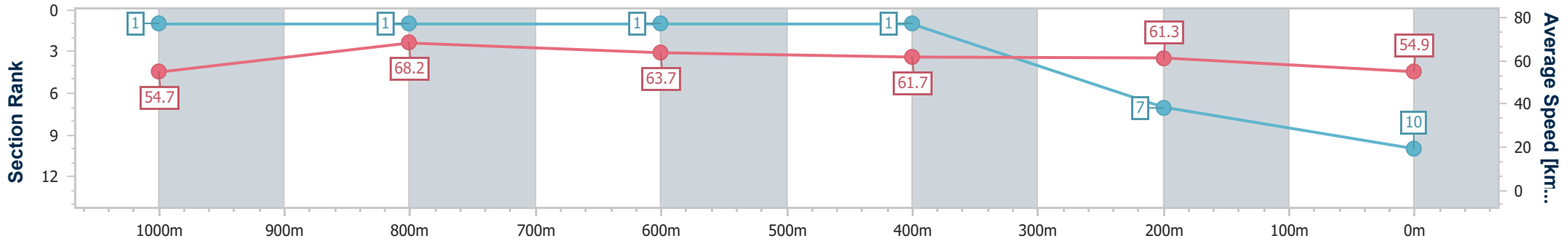


Doomben QLD Professional
Race 7: LADBROKES MATES MODE BENCHMARK 68
 Handicap - 1200m
 07 June 2023 - 15:29
 Track Rating: Good 4, Weather: Fine, Rail Position: +10m Entire Course



BRISBANE RACING CLUB

Section	Overall	1000m	800m	600m	400m	200m
Section Times	1:11.92 [10] (0:13.17)	0:58.75 [1] (0:10.74)	0:48.01 [1] (0:11.41)	0:36.60 [1] (0:11.72)	0:24.88 [1] (0:11.75)	0:13.13 [7] (0:13.13)
Average Speed [km/h]	54.7	68.2	63.7	61.7	61.3	54.9
Top Speed [km/h]	69.4	69.8	65.0	65.2	62.9	59.6
Avg. Dist. to Rail [m]	8.8	5.5	1.6	0.7	1.3	2.1
Avg. Stride Freq. [Hz]	2.4	2.4	2.3	2.3	2.3	2.2
Avg. Stride Length [m]	6.2	7.8	7.6	7.6	7.4	6.8



- [] Ranking at each section and finish
- .-.- No data available at this section
- NA No data available