



Doomben QLD Professional
Race 6: BRC MEMBERSHIP ON SALE NOW QTIS Three-Year-Old
BENCHMARK 65 Handicap - 1650m
21 June 2023 - 14:55



BRISBANE
RACING CLUB

Track Rating: Good 4, Weather: Fine, Rail Position: +9m Entire Course

| Section | | Overall | 1400m | 1200m | 1000m | 800m | 600m | 400m | Last 600m | | | | |
|-------------|--|----------------------|----------------------|----------------------|--------------------------|--------------------------|--------------------------|--------------------------|--------------------------|--------------------------|--------------------------|---------|----|
| Field Times | | 1:40.55 (0:17.45) | 1:23.10 (0:12.17) | 1:10.93 (0:12.38) | 0:58.55 (0:12.59) | 0:45.96 (0:11.86) | 0:34.10 (0:11.25) | 0:22.85 (0:11.25) | 0:34.10 | | | | |
| Rank | TAB Horse/Jockey | Barrier | Top Speed [km/h] | Fastest Section | Distance Travelled [m] | | | | | | | | |
| 1 | 2 KNIGHT'S CHOICE Jaden Lloyd | 7 | 67.2 400m | 0:10.83 400m | 1:40.55 [1] (0:18.15) | 1:22.40 [5] (0:12.09) | 1:10.31 [5] (0:12.43) | 0:57.88 [5] (0:12.54) | 0:45.34 [5] (0:11.76) | 0:33.58 [5] (0:11.16) | 0:22.42 [5] (0:10.83) | 0:33.58 | |
| 2 | 1 RED TOP Andrew Mallyon | 6 | 66.0 400m | 0:11.06 400m | 1:40.73 [2] (0:17.94) | 1:22.79 [4] (0:12.10) | 1:10.69 [3] (0:12.42) | 0:58.27 [4] (0:12.56) | 0:45.71 [4] (0:11.74) | 0:33.97 [3] (0:11.15) | 0:22.82 [3] (0:11.06) | 0:33.97 | +0 |
| 3 | 6 NIPPA'S NIGHTCAP James Orman | 10 | 67.5 400m | 0:10.82 400m | 1:40.80 [3] (0:18.36) | 1:22.44 [7] (0:12.20) | 1:10.24 [7] (0:12.42) | 0:57.82 [7] (0:12.60) | 0:45.22 [7] (0:11.78) | 0:33.44 [7] (0:11.05) | 0:22.39 [7] (0:10.82) | 0:33.44 | -1 |
| 4 | 3 BINDING Samantha Collett | 12 | 65.6 400m | 0:11.15 400m | 1:40.81 [4] (0:17.64) | 1:23.17 [2] (0:12.15) | 1:11.02 [2] (0:12.44) | 0:58.58 [2] (0:12.57) | 0:46.01 [2] (0:11.77) | 0:34.24 [2] (0:11.23) | 0:23.01 [2] (0:11.15) | 0:34.24 | -3 |
| 5 | 4 DIACO Ben Thompson | 11 | 66.6 400m | 0:10.97 400m | 1:40.87 [5] (0:18.20) | 1:22.67 [6] (0:12.15) | 1:10.52 [6] (0:12.41) | 0:58.11 [6] (0:12.53) | 0:45.58 [6] (0:11.72) | 0:33.86 [6] (0:11.13) | 0:22.73 [6] (0:10.97) | 0:33.86 | -7 |
| 6 | 9 VALANTINO ROC Larry Cassidy | 2 | 65.1 Overall | 0:11.14 600m | 1:40.96 [6] (0:17.81) | 1:23.15 [3] (0:12.23) | 1:10.92 [4] (0:12.41) | 0:58.51 [3] (0:12.52) | 0:45.99 [3] (0:11.81) | 0:34.18 [4] (0:11.14) | 0:23.04 [4] (0:11.25) | 0:34.18 | -5 |
| 7 | 8 VON BEE Tegan Harrison | 9 | 64.5 400m | 0:11.25 600m | 1:40.97 [7] (0:17.45) | 1:23.52 [1] (0:12.17) | 1:11.35 [1] (0:12.38) | 0:58.97 [1] (0:12.59) | 0:46.38 [1] (0:11.86) | 0:34.52 [1] (0:11.25) | 0:23.27 [1] (0:11.29) | 0:34.52 | -7 |

Scratched: Flash Prince (#12), Hell Hath No Fury (#5), Lady Masquerade (#11), Classique Gal (#13), Uncommon Valour (#7), Mishani Kingdom (#10)

[] Ranking at each section and finish
 -:-:- No data available at this section
 NA No data available

SCN Saddle cloth number
 DNF Did not finish
 DNT Did not track



Doomben QLD Professional
Race 6: BRC MEMBERSHIP ON SALE NOW QTIS Three-Year-Old
BENCHMARK 65 Handicap - 1650m
21 June 2023 - 14:55



Track Rating: Good 4, Weather: Fine, Rail Position: +9m Entire Course

| Section | | | | 200m | | | | Last 600m | |
|-------------|-----|--|---------|----------------------|-----------------|--------------------------|---------|-----------|------------------------|
| Field Times | | | | 0:11.60 (0:11.60) | | | | 0:34.10 | |
| Rank | TAB | Horse/Jockey | Barrier | Top Speed [km/h] | Fastest Section | Margin | | | Distance Travelled [m] |
| 1 | 2 | KNIGHT'S CHOICE Jaden Lloyd | 7 | 67.2 400m | 0:10.83 400m | 0:11.59 [2] (0:11.59) | 1:40.55 | | 0:33.58 |
| 2 | 1 | RED TOP Andrew Mallyon | 6 | 66.0 400m | 0:11.06 400m | 0:11.76 [3] (0:11.76) | 1.08L | | 0:33.97 +0 |
| 3 | 6 | NIPPA'S NIGHTCAP James Orman | 10 | 67.5 400m | 0:10.82 400m | 0:11.57 [7] (0:11.57) | 1.46L | | 0:33.44 -1 |
| 4 | 3 | BINDING Samantha Collett | 12 | 65.6 400m | 0:11.15 400m | 0:11.86 [1] (0:11.86) | 1.56L | | 0:34.24 -3 |
| 5 | 4 | DIACO Ben Thompson | 11 | 66.6 400m | 0:10.97 400m | 0:11.76 [5] (0:11.76) | 1.91L | | 0:33.86 -7 |
| 6 | 9 | VALANTINO ROC Larry Cassidy | 2 | 65.1 Overall | 0:11.14 600m | 0:11.79 [6] (0:11.79) | 2.44L | | 0:34.18 -5 |
| 7 | 8 | VON BEE Tegan Harrison | 9 | 64.5 400m | 0:11.25 600m | 0:11.98 [4] (0:11.98) | 2.5L | | 0:34.52 -7 |

Scratched: Flash Prince (#12), Hell Hath No Fury (#5), Lady Masquerade (#11), Classique Gal (#13), Uncommon Valour (#7), Mishani Kingdom (#10)



| | |
|--------------------------------|-----------------|
| Horse/Jockey Name | Knight's Choice |
| Final Rank | 1 |
| Fastest Section Time (Section) | 0:10.83 (400m) |
| Top Speed [km/h] (Section) | 67.2 (400m) |
| Race State | Finished |

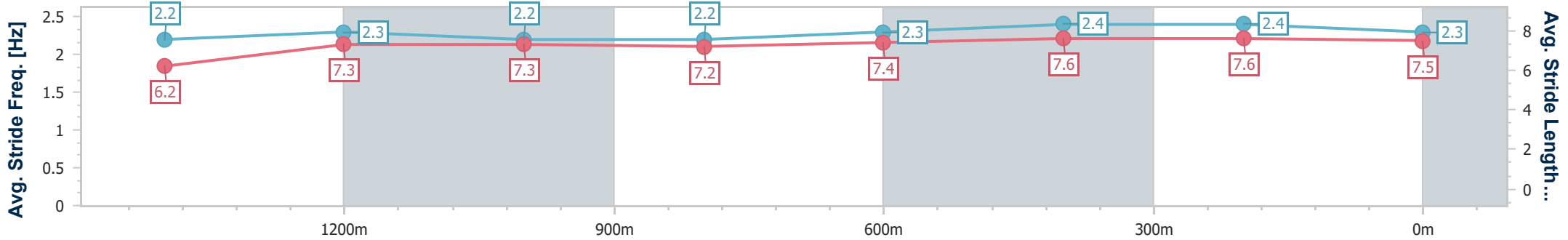
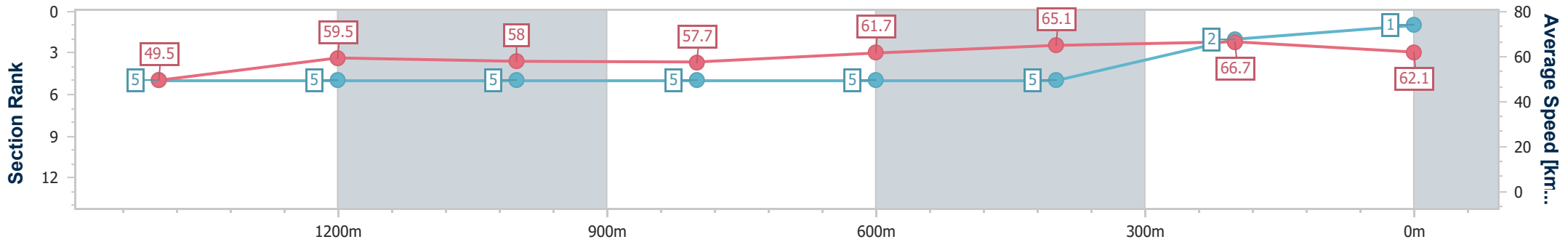


Doomben QLD Professional
Race 6: BRC MEMBERSHIP ON SALE NOW QTIS Three-Year-Old BENCHMARK 65 Handicap - 1650m
 21 June 2023 - 14:55
 Track Rating: Good 4, Weather: Fine, Rail Position: +9m Entire Course



BRISBANE
RACING CLUB

| Section | Overall | 1400m | 1200m | 1000m | 800m | 600m | 400m | 200m | | | | | | |
|------------------------|--------------------------|--------------------------|--------------------------|--------------------------|--------------------------|--------------------------|--------------------------|--------------------------|--|--|--|--|--|--|
| Section Times | 1:40.55 [1] (0:18.15) | 1:22.40 [5] (0:12.09) | 1:10.31 [5] (0:12.43) | 0:57.88 [5] (0:12.54) | 0:45.34 [5] (0:11.76) | 0:33.58 [5] (0:11.16) | 0:22.42 [5] (0:10.83) | 0:11.59 [2] (0:11.59) | | | | | | |
| Average Speed [km/h] | 49.5 | 59.5 | 58.0 | 57.7 | 61.7 | 65.1 | 66.7 | 62.1 | | | | | | |
| Top Speed [km/h] | 60.3 | 60.2 | 59.3 | 58.5 | 64.7 | 66.5 | 67.2 | 65.8 | | | | | | |
| Avg. Dist. to Rail [m] | 0.8 | 0.3 | 0.9 | 1.3 | 1.7 | 1.7 | 1.5 | 1.7 | | | | | | |
| Avg. Stride Freq. [Hz] | 2.2 | 2.3 | 2.2 | 2.2 | 2.3 | 2.4 | 2.4 | 2.3 | | | | | | |
| Avg. Stride Length [m] | 6.2 | 7.3 | 7.3 | 7.2 | 7.4 | 7.6 | 7.6 | 7.5 | | | | | | |



- [] Ranking at each section and finish
- .-.- No data available at this section
- NA No data available



| | |
|--------------------------------|----------------|
| Horse/Jockey Name | Red Top |
| Final Rank | 2 |
| Fastest Section Time (Section) | 0:11.06 (400m) |
| Top Speed [km/h] (Section) | 66.0 (400m) |
| Race State | Finished |

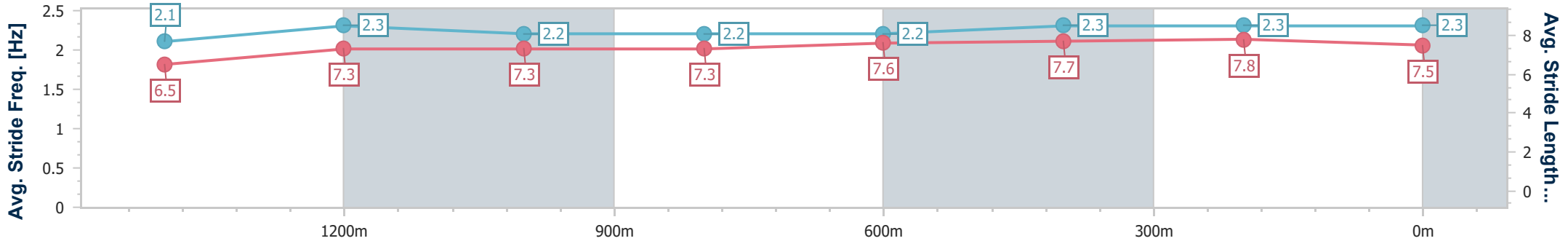
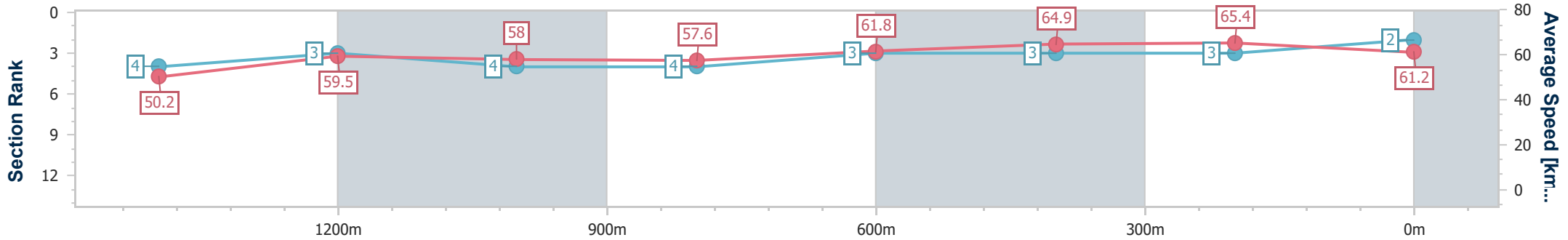


Doomben QLD Professional
Race 6: BRC MEMBERSHIP ON SALE NOW QTIS Three-Year-Old BENCHMARK 65 Handicap - 1650m
 21 June 2023 - 14:55
 Track Rating: Good 4, Weather: Fine, Rail Position: +9m Entire Course



BRISBANE
RACING CLUB

| Section | Overall | 1400m | 1200m | 1000m | 800m | 600m | 400m | 200m |
|------------------------|--------------------------|--------------------------|--------------------------|--------------------------|--------------------------|--------------------------|--------------------------|--------------------------|
| Section Times | 1:40.73 [2] (0:17.94) | 1:22.79 [4] (0:12.10) | 1:10.69 [3] (0:12.42) | 0:58.27 [4] (0:12.56) | 0:45.71 [4] (0:11.74) | 0:33.97 [3] (0:11.15) | 0:22.82 [3] (0:11.06) | 0:11.76 [3] (0:11.76) |
| Average Speed [km/h] | 50.2 | 59.5 | 58.0 | 57.6 | 61.8 | 64.9 | 65.4 | 61.2 |
| Top Speed [km/h] | 60.1 | 60.5 | 58.6 | 58.2 | 64.7 | 65.7 | 66.0 | 64.1 |
| Avg. Dist. to Rail [m] | 0.5 | 0.5 | 1.0 | 1.2 | 1.5 | 1.2 | 1.2 | 0.5 |
| Avg. Stride Freq. [Hz] | 2.1 | 2.3 | 2.2 | 2.2 | 2.2 | 2.3 | 2.3 | 2.3 |
| Avg. Stride Length [m] | 6.5 | 7.3 | 7.3 | 7.3 | 7.6 | 7.7 | 7.8 | 7.5 |



- [] Ranking at each section and finish
- .-.- No data available at this section
- NA No data available



| | |
|--------------------------------|------------------|
| Horse/Jockey Name | Nippa's Nightcap |
| Final Rank | 3 |
| Fastest Section Time (Section) | 0:10.82 (400m) |
| Top Speed [km/h] (Section) | 67.5 (400m) |
| Race State | Finished |

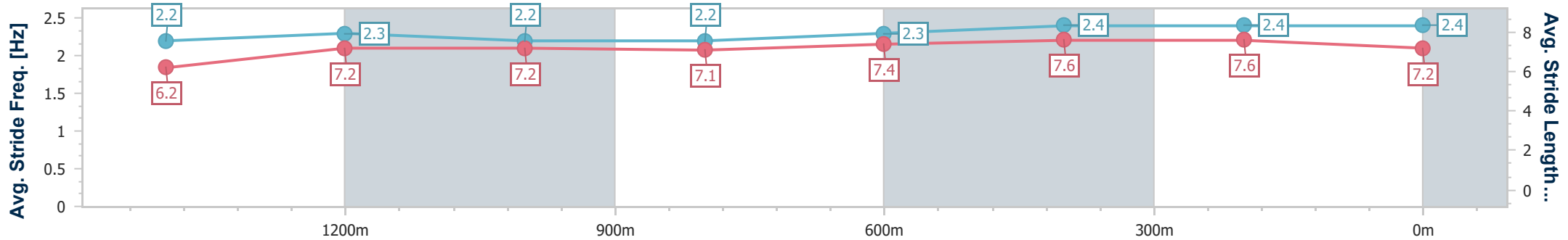
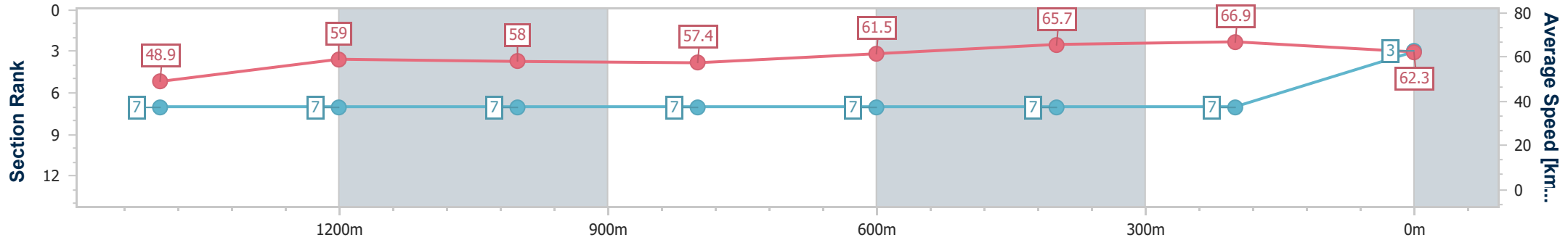


Doomben QLD Professional
Race 6: BRC MEMBERSHIP ON SALE NOW QTIS Three-Year-Old BENCHMARK 65 Handicap - 1650m
 21 June 2023 - 14:55
 Track Rating: Good 4, Weather: Fine, Rail Position: +9m Entire Course



BRISBANE RACING CLUB

| Section | Overall | 1400m | 1200m | 1000m | 800m | 600m | 400m | 200m |
|------------------------|--------------------------|--------------------------|--------------------------|--------------------------|--------------------------|--------------------------|--------------------------|--------------------------|
| Section Times | 1:40.80 [3] (0:18.36) | 1:22.44 [7] (0:12.20) | 1:10.24 [7] (0:12.42) | 0:57.82 [7] (0:12.60) | 0:45.22 [7] (0:11.78) | 0:33.44 [7] (0:11.05) | 0:22.39 [7] (0:10.82) | 0:11.57 [7] (0:11.57) |
| Average Speed [km/h] | 48.9 | 59.0 | 58.0 | 57.4 | 61.5 | 65.7 | 66.9 | 62.3 |
| Top Speed [km/h] | 60.0 | 60.0 | 59.1 | 59.2 | 65.8 | 67.4 | 67.5 | 66.5 |
| Avg. Dist. to Rail [m] | 1.0 | 0.3 | 0.9 | 1.1 | 1.5 | 1.7 | 3.2 | 4.8 |
| Avg. Stride Freq. [Hz] | 2.2 | 2.3 | 2.2 | 2.2 | 2.3 | 2.4 | 2.4 | 2.4 |
| Avg. Stride Length [m] | 6.2 | 7.2 | 7.2 | 7.1 | 7.4 | 7.6 | 7.6 | 7.2 |



- [] Ranking at each section and finish
- .-.- No data available at this section
- NA No data available



| | |
|--------------------------------|----------------|
| Horse/Jockey Name | Binding |
| Final Rank | 4 |
| Fastest Section Time (Section) | 0:11.15 (400m) |
| Top Speed [km/h] (Section) | 65.6 (400m) |
| Race State | Finished |

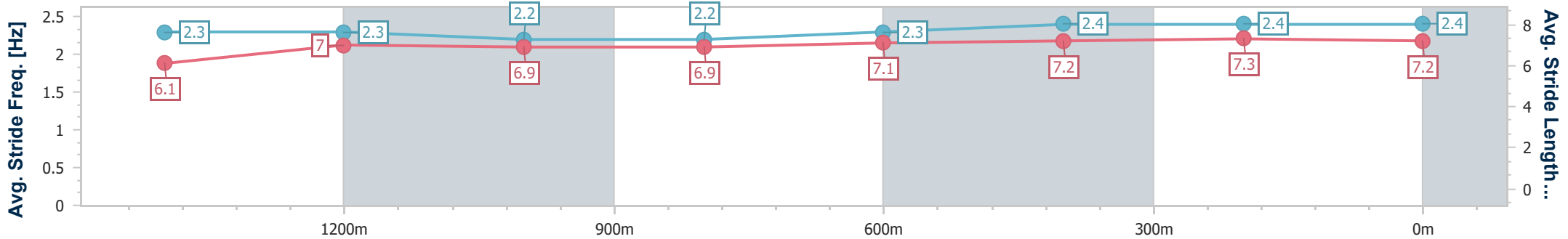
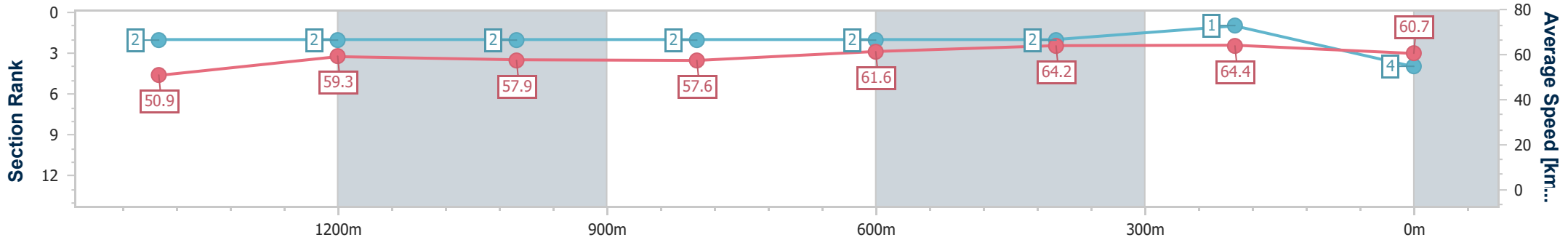


Doomben QLD Professional
Race 6: BRC MEMBERSHIP ON SALE NOW QTIS Three-Year-Old BENCHMARK 65 Handicap - 1650m
 21 June 2023 - 14:55
 Track Rating: Good 4, Weather: Fine, Rail Position: +9m Entire Course



BRISBANE
RACING CLUB

| Section | Overall | 1400m | 1200m | 1000m | 800m | 600m | 400m | 200m | | | | | | |
|------------------------|--------------------------|--------------------------|--------------------------|--------------------------|--------------------------|--------------------------|--------------------------|--------------------------|--|--|--|--|--|--|
| Section Times | 1:40.81 [4] (0:17.64) | 1:23.17 [2] (0:12.15) | 1:11.02 [2] (0:12.44) | 0:58.58 [2] (0:12.57) | 0:46.01 [2] (0:11.77) | 0:34.24 [2] (0:11.23) | 0:23.01 [2] (0:11.15) | 0:11.86 [1] (0:11.86) | | | | | | |
| Average Speed [km/h] | 50.9 | 59.3 | 57.9 | 57.6 | 61.6 | 64.2 | 64.4 | 60.7 | | | | | | |
| Top Speed [km/h] | 60.7 | 62.3 | 58.5 | 58.6 | 64.0 | 64.9 | 65.6 | 63.6 | | | | | | |
| Avg. Dist. to Rail [m] | 2.9 | 1.6 | 1.5 | 1.7 | 1.5 | 0.4 | 0.4 | 0.3 | | | | | | |
| Avg. Stride Freq. [Hz] | 2.3 | 2.3 | 2.2 | 2.2 | 2.3 | 2.4 | 2.4 | 2.4 | | | | | | |
| Avg. Stride Length [m] | 6.1 | 7.0 | 6.9 | 6.9 | 7.1 | 7.2 | 7.3 | 7.2 | | | | | | |



- [] Ranking at each section and finish
- .-.- No data available at this section
- NA No data available



| | |
|--------------------------------|----------------|
| Horse/Jockey Name | Diaco |
| Final Rank | 5 |
| Fastest Section Time (Section) | 0:10.97 (400m) |
| Top Speed [km/h] (Section) | 66.6 (400m) |
| Race State | Finished |

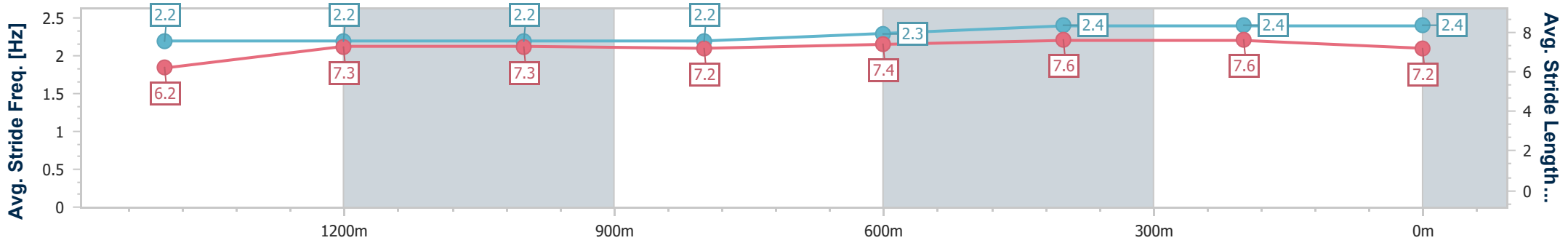
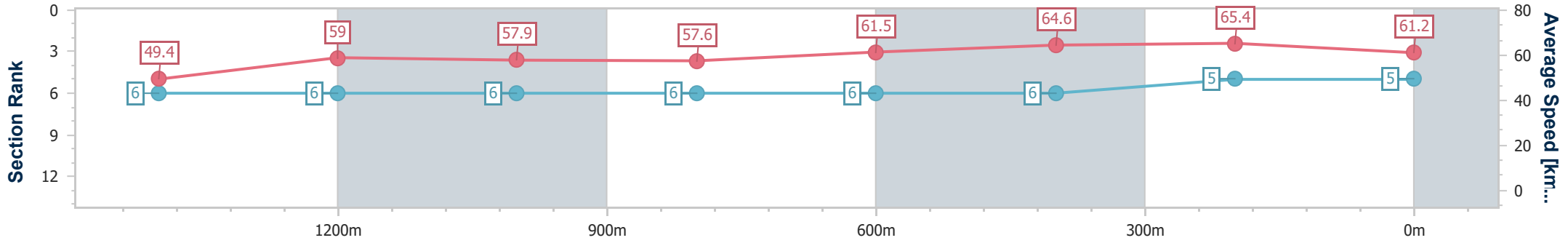


Doomben QLD Professional
Race 6: BRC MEMBERSHIP ON SALE NOW QTIS Three-Year-Old BENCHMARK 65 Handicap - 1650m
 21 June 2023 - 14:55
 Track Rating: Good 4, Weather: Fine, Rail Position: +9m Entire Course



BRISBANE
RACING CLUB

| Section | Overall | 1400m | 1200m | 1000m | 800m | 600m | 400m | 200m | | | | | | |
|------------------------|--------------------------|--------------------------|--------------------------|--------------------------|--------------------------|--------------------------|--------------------------|--------------------------|--|--|--|--|--|--|
| Section Times | 1:40.87 [5] (0:18.20) | 1:22.67 [6] (0:12.15) | 1:10.52 [6] (0:12.41) | 0:58.11 [6] (0:12.53) | 0:45.58 [6] (0:11.72) | 0:33.86 [6] (0:11.13) | 0:22.73 [6] (0:10.97) | 0:11.76 [5] (0:11.76) | | | | | | |
| Average Speed [km/h] | 49.4 | 59.0 | 57.9 | 57.6 | 61.5 | 64.6 | 65.4 | 61.2 | | | | | | |
| Top Speed [km/h] | 61.7 | 59.4 | 58.7 | 58.2 | 64.5 | 65.6 | 66.6 | 64.6 | | | | | | |
| Avg. Dist. to Rail [m] | 2.4 | 0.7 | 0.1 | 0.2 | 0.1 | 0.5 | 0.9 | 2.5 | | | | | | |
| Avg. Stride Freq. [Hz] | 2.2 | 2.2 | 2.2 | 2.2 | 2.3 | 2.4 | 2.4 | 2.4 | | | | | | |
| Avg. Stride Length [m] | 6.2 | 7.3 | 7.3 | 7.2 | 7.4 | 7.6 | 7.6 | 7.2 | | | | | | |



- [] Ranking at each section and finish
- .-.- No data available at this section
- NA No data available



| | |
|--------------------------------|----------------|
| Horse/Jockey Name | Valantino Roc |
| Final Rank | 6 |
| Fastest Section Time (Section) | 0:11.14 (600m) |
| Top Speed [km/h] (Section) | 65.1 (Overall) |
| Race State | Finished |

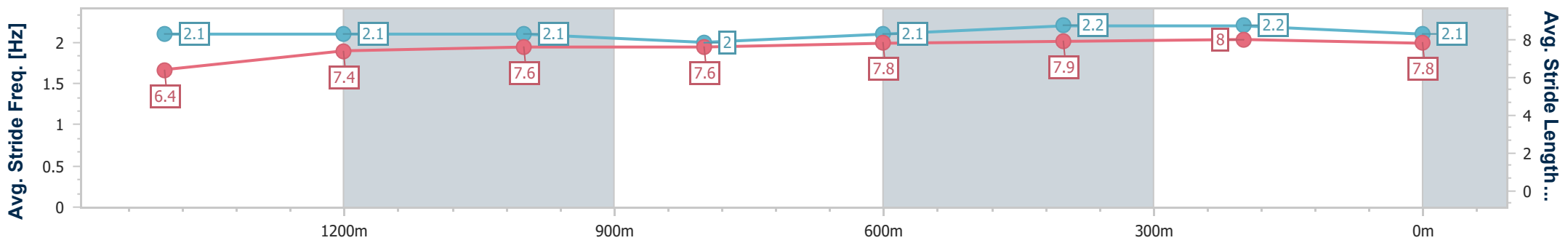
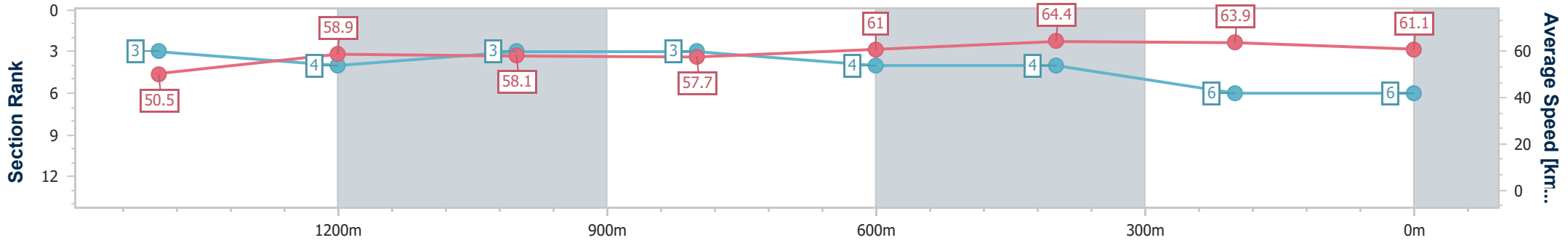


Doomben QLD Professional
Race 6: BRC MEMBERSHIP ON SALE NOW QTIS Three-Year-Old BENCHMARK 65 Handicap - 1650m
 21 June 2023 - 14:55
 Track Rating: Good 4, Weather: Fine, Rail Position: +9m Entire Course



BRISBANE
RACING CLUB

| Section | Overall | 1400m | 1200m | 1000m | 800m | 600m | 400m | 200m | | | | | | |
|------------------------|--------------------------|--------------------------|--------------------------|--------------------------|--------------------------|--------------------------|--------------------------|--------------------------|--|--|--|--|--|--|
| Section Times | 1:40.96 [6] (0:17.81) | 1:23.15 [3] (0:12.23) | 1:10.92 [4] (0:12.41) | 0:58.51 [3] (0:12.52) | 0:45.99 [3] (0:11.81) | 0:34.18 [4] (0:11.14) | 0:23.04 [4] (0:11.25) | 0:11.79 [6] (0:11.79) | | | | | | |
| Average Speed [km/h] | 50.5 | 58.9 | 58.1 | 57.7 | 61.0 | 64.4 | 63.9 | 61.1 | | | | | | |
| Top Speed [km/h] | 65.1 | 60.0 | 58.9 | 58.4 | 64.0 | 64.9 | 64.3 | 63.1 | | | | | | |
| Avg. Dist. to Rail [m] | 0.9 | 0.3 | 0.4 | 0.6 | 0.4 | 0.6 | 1.1 | 1.8 | | | | | | |
| Avg. Stride Freq. [Hz] | 2.1 | 2.1 | 2.1 | 2.0 | 2.1 | 2.2 | 2.2 | 2.1 | | | | | | |
| Avg. Stride Length [m] | 6.4 | 7.4 | 7.6 | 7.6 | 7.8 | 7.9 | 8.0 | 7.8 | | | | | | |



- [] Ranking at each section and finish
- .-.- No data available at this section
- NA No data available



| | |
|--------------------------------|----------------|
| Horse/Jockey Name | Von Bee |
| Final Rank | 7 |
| Fastest Section Time (Section) | 0:11.25 (600m) |
| Top Speed [km/h] (Section) | 64.5 (400m) |
| Race State | Finished |

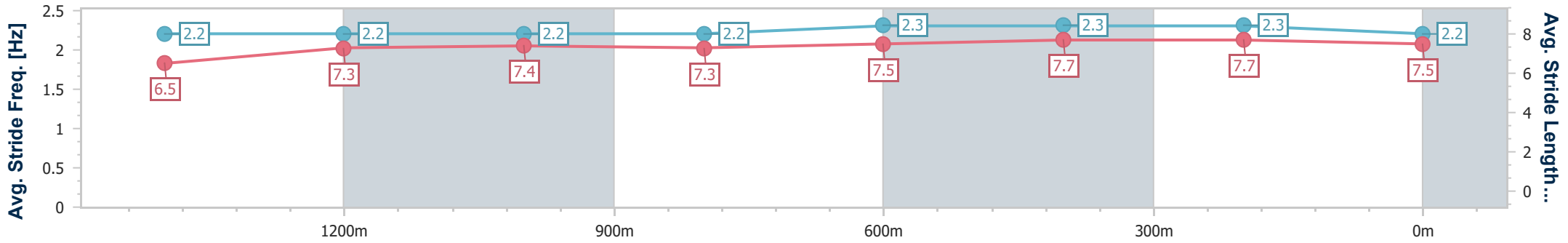
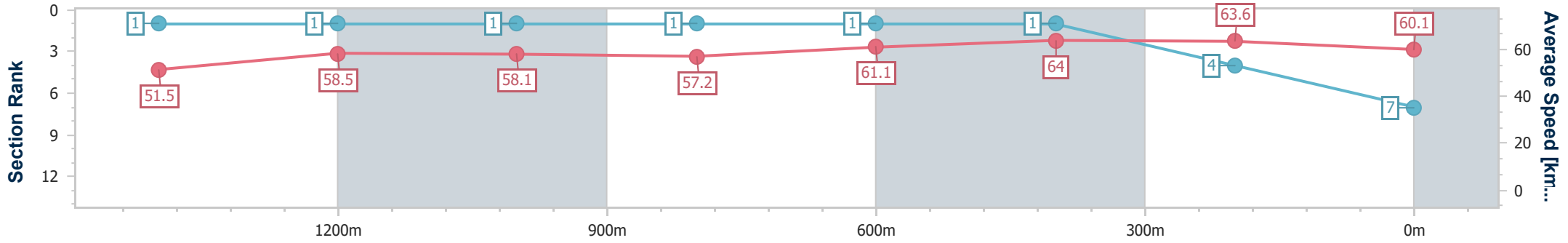


Doomben QLD Professional
Race 6: BRC MEMBERSHIP ON SALE NOW QTIS Three-Year-Old BENCHMARK 65 Handicap - 1650m
 21 June 2023 - 14:55
 Track Rating: Good 4, Weather: Fine, Rail Position: +9m Entire Course



BRISBANE
RACING CLUB

| Section | Overall | 1400m | 1200m | 1000m | 800m | 600m | 400m | 200m | | | | | | |
|------------------------|--------------------------|--------------------------|--------------------------|--------------------------|--------------------------|--------------------------|--------------------------|--------------------------|--|--|--|--|--|--|
| Section Times | 1:40.97 [7] (0:17.45) | 1:23.52 [1] (0:12.17) | 1:11.35 [1] (0:12.38) | 0:58.97 [1] (0:12.59) | 0:46.38 [1] (0:11.86) | 0:34.52 [1] (0:11.25) | 0:23.27 [1] (0:11.29) | 0:11.98 [4] (0:11.98) | | | | | | |
| Average Speed [km/h] | 51.5 | 58.5 | 58.1 | 57.2 | 61.1 | 64.0 | 63.6 | 60.1 | | | | | | |
| Top Speed [km/h] | 60.9 | 60.4 | 58.6 | 58.4 | 64.0 | 64.4 | 64.5 | 62.6 | | | | | | |
| Avg. Dist. to Rail [m] | 1.4 | 1.8 | 0.9 | 0.4 | 1.1 | 0.6 | 1.3 | 1.5 | | | | | | |
| Avg. Stride Freq. [Hz] | 2.2 | 2.2 | 2.2 | 2.2 | 2.3 | 2.3 | 2.3 | 2.2 | | | | | | |
| Avg. Stride Length [m] | 6.5 | 7.3 | 7.4 | 7.3 | 7.5 | 7.7 | 7.7 | 7.5 | | | | | | |



- [] Ranking at each section and finish
- .-.- No data available at this section
- NA No data available