

Ipswich QLD Professional

Race 3: TAB BENCHMARK 75 Handicap - 1700m

29 February 2024 - 14:12

Track Rating: Soft 5, Weather: Fine, Rail Position: +9.5m Entire

Section		Overall	1600m	1400m	1200m	1000m	800m	600m	Last 600m				
Field Times		1:44.26 (0:09.17)	1:35.09 (0:11.25)	1:23.84 (0:11.21)	1:12.63 (0:11.47)	1:01.16 (0:12.25)	0:48.91 (0:12.57)	0:36.34 (0:12.08)	0:36.34				
Rank	TAB Horse/Jockey	Barrier	Top Speed [km/h]	Fastest Section									Distance Travelled [m]
1	6 COSMIC GOSSIP Andrew Mallyon	6	65.0 1600m	0:09.39 Overall	1:44.26 [1] (0:09.39)	1:34.87 [5] (0:11.36)	1:23.51 [5] (0:11.20)	1:12.31 [5] (0:11.72)	1:00.59 [5] (0:12.26)	0:48.33 [5] (0:12.40)	0:35.93 [5] (0:11.95)	0:35.93	
2	7 WOWIT'S WILLYWONKA Damien Thornton	7	65.5 1400m	0:09.31 Overall	1:44.44 [2] (0:09.31)	1:35.13 [3] (0:11.25)	1:23.88 [3] (0:11.11)	1:12.77 [2] (0:11.57)	1:01.20 [2] (0:12.30)	0:48.90 [2] (0:12.54)	0:36.36 [2] (0:12.01)	0:36.36	-1
3	2 OZARCH Nozi Tomizawa	2	65.0 1600m	0:09.31 Overall	1:44.61 [3] (0:09.31)	1:35.30 [2] (0:11.33)	1:23.97 [4] (0:11.38)	1:12.59 [6] (0:11.86)	1:00.73 [6] (0:12.19)	0:48.54 [6] (0:12.49)	0:36.05 [6] (0:11.90)	0:36.05	+3
4	1 OLYMPIC CLASS Jasper Franklin	1	66.7 1600m	0:09.17 Overall	1:44.61 [4] (0:09.17)	1:35.44 [1] (0:11.25)	1:24.19 [1] (0:11.29)	1:12.90 [3] (0:11.77)	1:01.13 [3] (0:12.29)	0:48.84 [4] (0:12.41)	0:36.43 [3] (0:11.82)	0:36.43	+1
5	5 ORIGINAL GLAZE Georgina Cartwright	5	65.5 1600m	0:09.35 Overall	1:45.36 [5] (0:09.35)	1:36.01 [4] (0:11.19)	1:24.82 [2] (0:11.09)	1:13.73 [1] (0:11.47)	1:02.26 [1] (0:12.25)	0:50.01 [1] (0:12.57)	0:37.44 [1] (0:12.15)	0:37.44	-8
6	4 SKIDDAW Jason Taylor	4	65.0 1600m	0:09.53 Overall	1:48.22 [6] (0:09.53)	1:38.69 [6] (0:11.28)	1:27.41 [6] (0:11.13)	1:16.28 [4] (0:11.71)	1:04.57 [4] (0:12.10)	0:52.47 [3] (0:12.56)	0:39.91 [4] (0:12.85)	0:39.91	-6

Scratched: Harbelle (#3), A Deel Of Humour (#8)

Ipswich QLD Professional

Race 3: TAB BENCHMARK 75 Handicap - 1700m

29 February 2024 - 14:12

Track Rating: Soft 5, Weather: Fine, Rail Position: +9.5m Entire

Section						400m	200m				
Field Times						0:24.26 (0:11.95)	0:12.31 (0:12.31)				Last 600m 0:36.34
Rank	TAB	Horse/Jockey	Barrier	Top Speed [km/h]	Fastest Section			Margin			Distance Travelled [m]
1	6	COSMIC GOSSIP Andrew Mallyon	6	65.0 1600m	0:09.39 Overall	0:23.98 [4] (0:11.76)	0:12.22 [3] (0:12.22)	1:44.26			0:35.93
2	7	WOWIT'S WILLYWONKA Damien Thornton	7	65.5 1400m	0:09.31 Overall	0:24.35 [3] (0:11.86)	0:12.49 [1] (0:12.49)	1.08L			0:36.36 -1
3	2	OZARCH Nozi Tomizawa	2	65.0 1600m	0:09.31 Overall	0:24.15 [5] (0:11.89)	0:12.26 [5] (0:12.26)	2.04L			0:36.05 +3
4	1	OLYMPIC CLASS Jasper Franklin	1	66.7 1600m	0:09.17 Overall	0:24.61 [1] (0:11.97)	0:12.64 [2] (0:12.64)	2.06L			0:36.43 +1
5	5	ORIGINAL GLAZE Georgina Cartwright	5	65.5 1600m	0:09.35 Overall	0:25.29 [2] (0:12.15)	0:13.14 [4] (0:13.14)	6.47L			0:37.44 -8
6	4	SKIDDAW Jason Taylor	4	65.0 1600m	0:09.53 Overall	0:27.06 [6] (0:13.37)	0:13.69 [6] (0:13.69)	23.27L			0:39.91 -6

Scratched: Harbelle (#3), A Deel Of Humour (#8)



Horse/Jockey Name	Cosmic Gossip
Final Rank	1
Fastest Section Time (Section)	0:09.39 (Overall)
Top Speed [km/h] (Section)	65.0 (1600m)
Race State	Finished



Ipswich QLD Professional

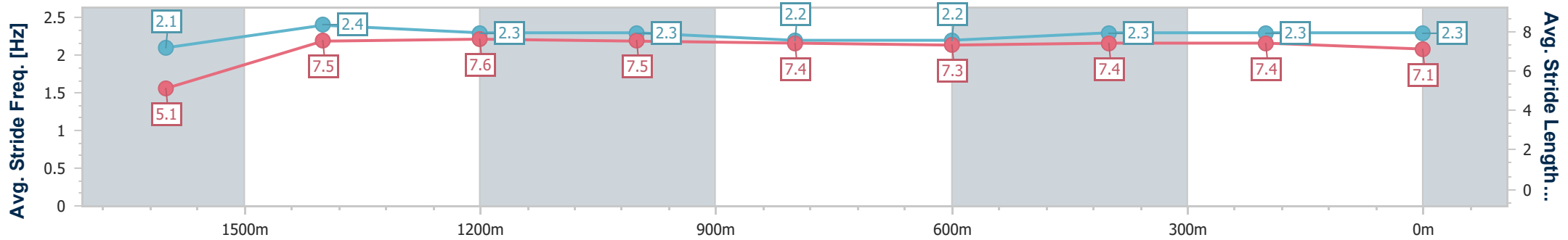
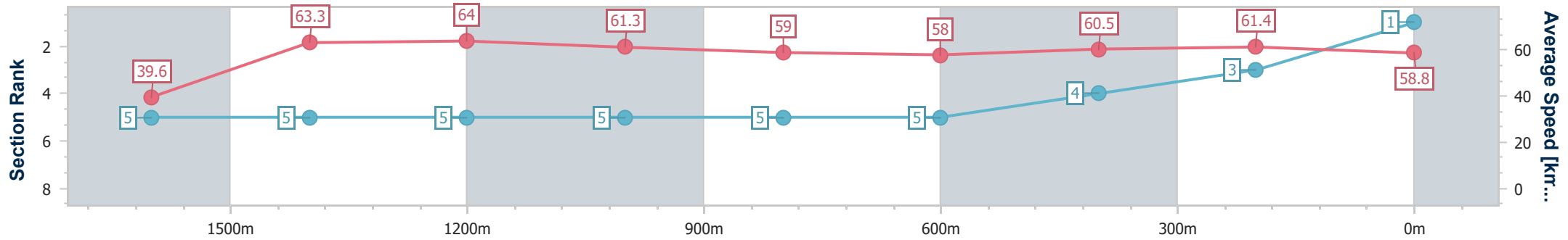
Race 3: TAB BENCHMARK 75 Handicap - 1700m

29 February 2024 - 14:12

Track Rating: Soft 5, Weather: Fine, Rail Position: +9.5m Entire



Section	Overall	1600m	1400m	1200m	1000m	800m	600m	400m	200m
Section Times	1:44.26 [1] (0:09.39)	1:34.87 [5] (0:11.36)	1:23.51 [5] (0:11.20)	1:12.31 [5] (0:11.72)	1:00.59 [5] (0:12.26)	0:48.33 [5] (0:12.40)	0:35.93 [5] (0:11.95)	0:23.98 [4] (0:11.76)	0:12.22 [3] (0:12.22)
Average Speed [km/h]	39.6	63.3	64.0	61.3	59.0	58.0	60.5	61.4	58.8
Top Speed [km/h]	58.7	65.0	64.7	63.1	59.5	59.9	61.5	62.2	61.0
Avg. Dist. to Rail [m]	19.8	0.9	0.8	0.5	0.8	0.4	0.2	1.6	2.2
Avg. Stride Freq. [Hz]	2.1	2.4	2.3	2.3	2.2	2.2	2.3	2.3	2.3
Avg. Stride Length [m]	5.1	7.5	7.6	7.5	7.4	7.3	7.4	7.4	7.1



- [] Ranking at each section and finish
- .-.- No data available at this section
- NA No data available



Horse/Jockey Name	Wowit's Willywonka
Final Rank	2
Fastest Section Time (Section)	0:09.31 (Overall)
Top Speed [km/h] (Section)	65.5 (1400m)
Race State	Finished



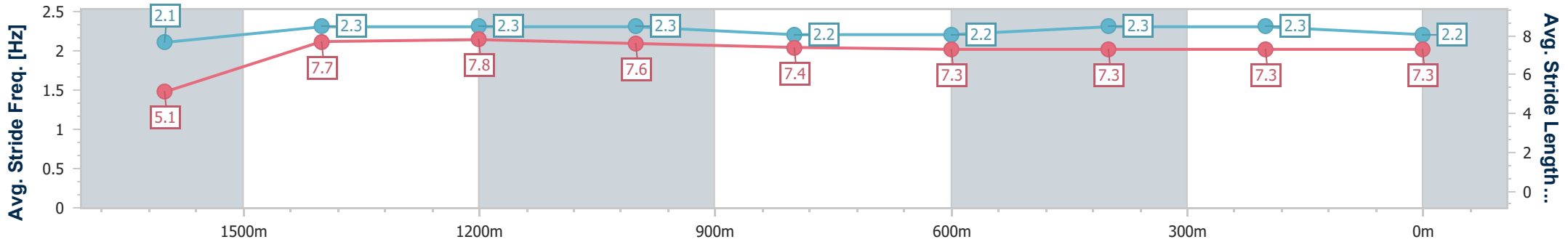
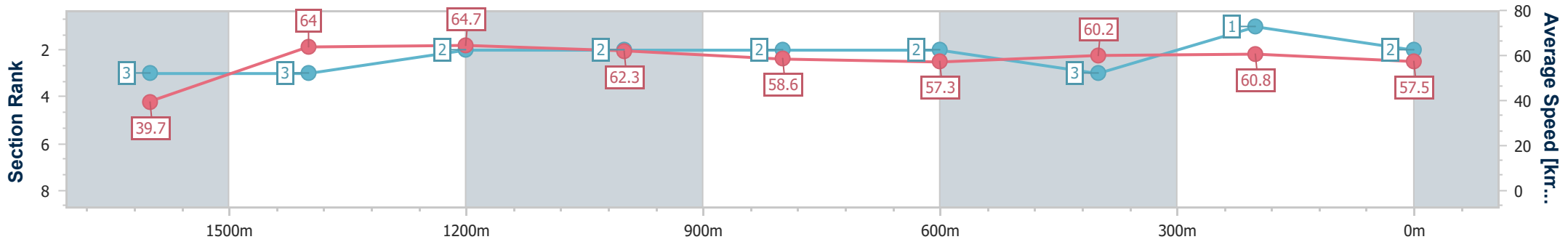
Ipswich QLD Professional
Race 3: TAB BENCHMARK 75 Handicap - 1700m



29 February 2024 - 14:12

Track Rating: Soft 5, Weather: Fine, Rail Position: +9.5m Entire

Section	Overall	1600m	1400m	1200m	1000m	800m	600m	400m	200m
Section Times	1:44.44 [2] (0:09.31)	1:35.13 [3] (0:11.25)	1:23.88 [3] (0:11.11)	1:12.77 [2] (0:11.57)	1:01.20 [2] (0:12.30)	0:48.90 [2] (0:12.54)	0:36.36 [2] (0:12.01)	0:24.35 [3] (0:11.86)	0:12.49 [1] (0:12.49)
Average Speed [km/h]	39.7	64.0	64.7	62.3	58.6	57.3	60.2	60.8	57.5
Top Speed [km/h]	60.6	65.4	65.5	64.6	59.9	58.3	61.2	63.2	60.8
Avg. Dist. to Rail [m]	19.9	0.8	0.5	0.4	0.7	0.4	0.3	0.6	0.2
Avg. Stride Freq. [Hz]	2.1	2.3	2.3	2.3	2.2	2.2	2.3	2.3	2.2
Avg. Stride Length [m]	5.1	7.7	7.8	7.6	7.4	7.3	7.3	7.3	7.3



- [] Ranking at each section and finish
- .-.- No data available at this section
- NA No data available



Horse/Jockey Name	Ozarch
Final Rank	3
Fastest Section Time (Section)	0:09.31 (Overall)
Top Speed [km/h] (Section)	65.0 (1600m)
Race State	Finished



Ipswich QLD Professional

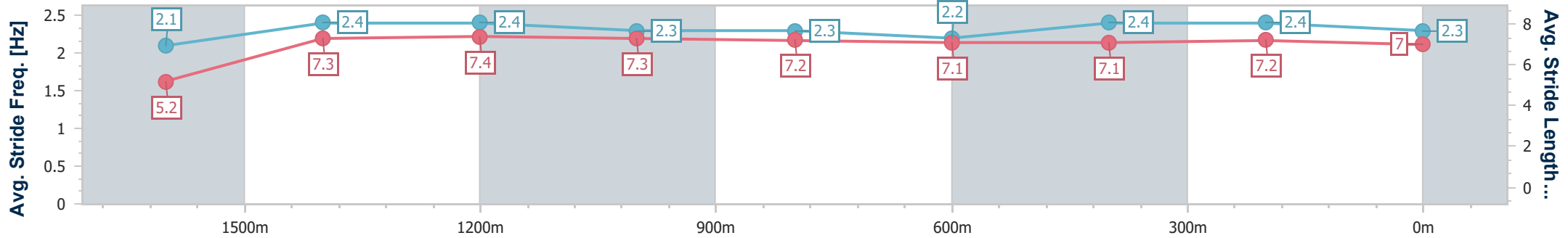
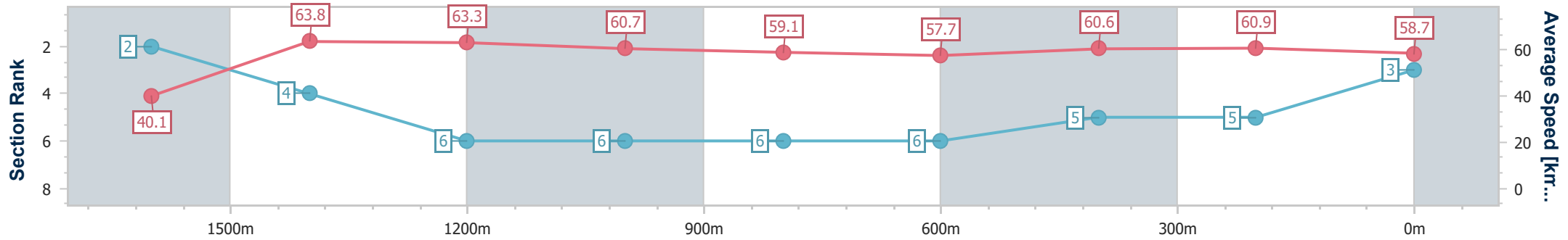
Race 3: TAB BENCHMARK 75 Handicap - 1700m

29 February 2024 - 14:12



Track Rating: Soft 5, Weather: Fine, Rail Position: +9.5m Entire

Section	Overall	1600m	1400m	1200m	1000m	800m	600m	400m	200m
Section Times	1:44.61 [3] (0:09.31)	1:35.30 [2] (0:11.33)	1:23.97 [4] (0:11.38)	1:12.59 [6] (0:11.86)	1:00.73 [6] (0:12.19)	0:48.54 [6] (0:12.49)	0:36.05 [6] (0:11.90)	0:24.15 [5] (0:11.89)	0:12.26 [5] (0:12.26)
Average Speed [km/h]	40.1	63.8	63.3	60.7	59.1	57.7	60.6	60.9	58.7
Top Speed [km/h]	60.7	65.0	64.0	61.8	60.7	58.8	61.7	61.6	60.8
Avg. Dist. to Rail [m]	21.2	1.7	0.6	0.5	0.2	0.5	0.8	1.9	3.1
Avg. Stride Freq. [Hz]	2.1	2.4	2.4	2.3	2.3	2.2	2.4	2.4	2.3
Avg. Stride Length [m]	5.2	7.3	7.4	7.3	7.2	7.1	7.1	7.2	7.0



- [] Ranking at each section and finish
- .-.- No data available at this section
- NA No data available



Horse/Jockey Name	Olympic Class
Final Rank	4
Fastest Section Time (Section)	0:09.17 (Overall)
Top Speed [km/h] (Section)	66.7 (1600m)
Race State	Finished



Ipswich QLD Professional

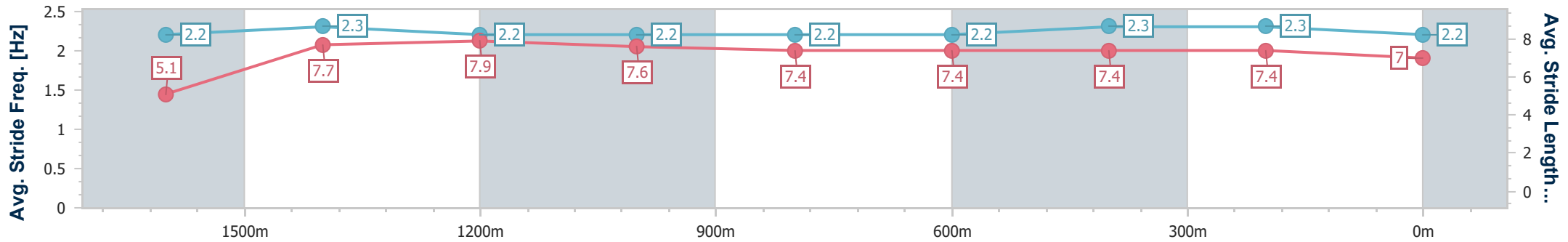
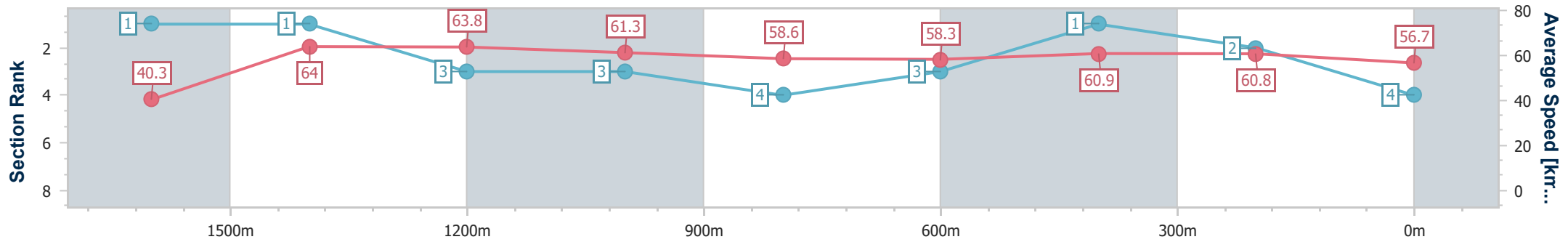
Race 3: TAB BENCHMARK 75 Handicap - 1700m

29 February 2024 - 14:12



Track Rating: Soft 5, Weather: Fine, Rail Position: +9.5m Entire

Section	Overall	1600m	1400m	1200m	1000m	800m	600m	400m	200m
Section Times	1:44.61 [4] (0:09.17)	1:35.44 [1] (0:11.25)	1:24.19 [1] (0:11.29)	1:12.90 [3] (0:11.77)	1:01.13 [3] (0:12.29)	0:48.84 [4] (0:12.41)	0:36.43 [3] (0:11.82)	0:24.61 [1] (0:11.97)	0:12.64 [2] (0:12.64)
Average Speed [km/h]	40.3	64.0	63.8	61.3	58.6	58.3	60.9	60.8	56.7
Top Speed [km/h]	60.7	66.7	64.4	62.8	59.9	59.7	62.1	62.0	60.5
Avg. Dist. to Rail [m]	18.0	0.3	0.1	0.4	0.9	0.8	0.7	1.9	1.2
Avg. Stride Freq. [Hz]	2.2	2.3	2.2	2.2	2.2	2.2	2.3	2.3	2.2
Avg. Stride Length [m]	5.1	7.7	7.9	7.6	7.4	7.4	7.4	7.4	7.0



- [] Ranking at each section and finish
- .-.- No data available at this section
- NA No data available



Horse/Jockey Name	Original Glaze
Final Rank	5
Fastest Section Time (Section)	0:09.35 (Overall)
Top Speed [km/h] (Section)	65.5 (1600m)
Race State	Finished



Ipswich QLD Professional

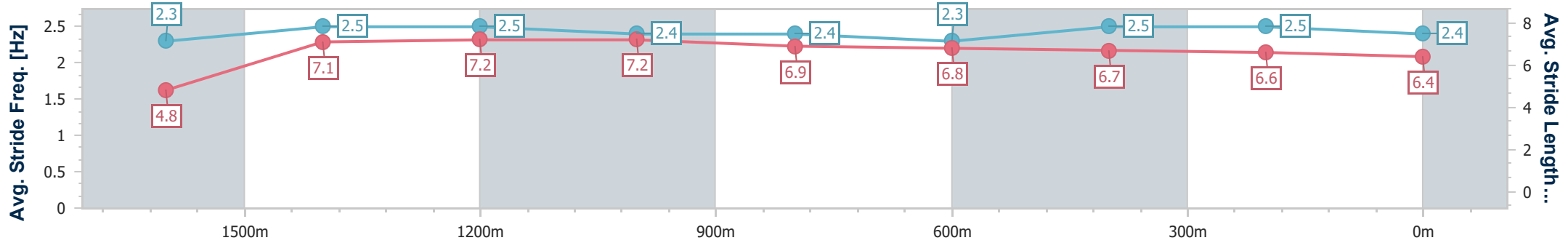
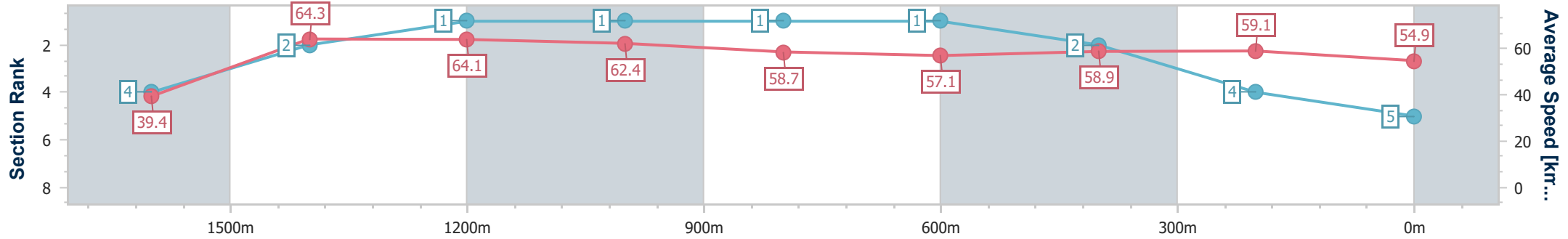
Race 3: TAB BENCHMARK 75 Handicap - 1700m

29 February 2024 - 14:12



Track Rating: Soft 5, Weather: Fine, Rail Position: +9.5m Entire

Section	Overall	1600m	1400m	1200m	1000m	800m	600m	400m	200m
Section Times	1:45.36 [5] (0:09.35)	1:36.01 [4] (0:11.19)	1:24.82 [2] (0:11.09)	1:13.73 [1] (0:11.47)	1:02.26 [1] (0:12.25)	0:50.01 [1] (0:12.57)	0:37.44 [1] (0:12.15)	0:25.29 [2] (0:12.15)	0:13.14 [4] (0:13.14)
Average Speed [km/h]	39.4	64.3	64.1	62.4	58.7	57.1	58.9	59.1	54.9
Top Speed [km/h]	62.6	65.5	65.0	64.2	59.7	57.6	60.1	60.1	57.5
Avg. Dist. to Rail [m]	17.8	1.0	2.3	1.7	0.5	0.4	1.0	0.9	1.1
Avg. Stride Freq. [Hz]	2.3	2.5	2.5	2.4	2.4	2.3	2.5	2.5	2.4
Avg. Stride Length [m]	4.8	7.1	7.2	7.2	6.9	6.8	6.7	6.6	6.4



- [] Ranking at each section and finish
- .-.- No data available at this section
- NA No data available



Horse/Jockey Name	Skiddaw
Final Rank	6
Fastest Section Time (Section)	0:09.53 (Overall)
Top Speed [km/h] (Section)	65.0 (1600m)
Race State	Finished



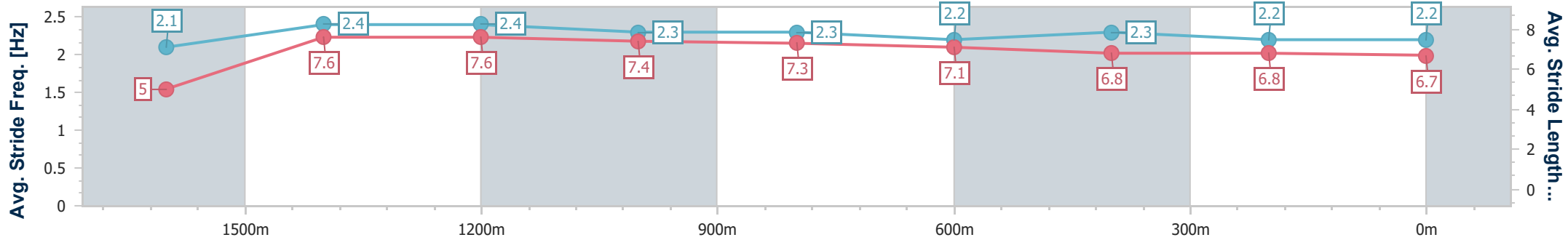
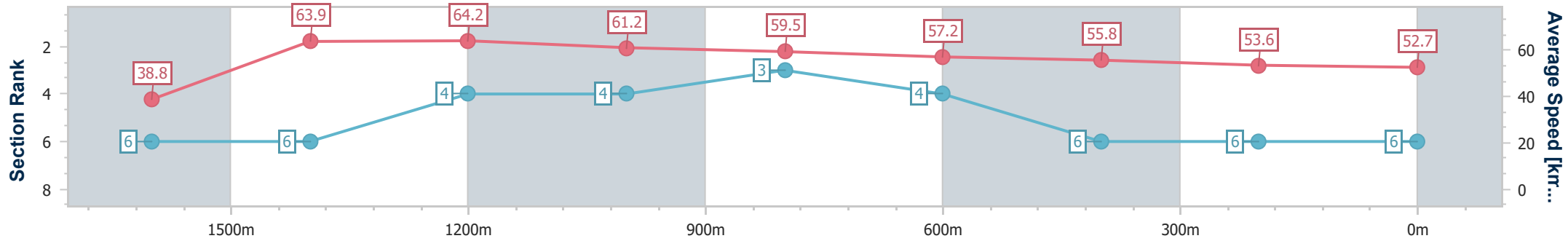
Ipswich QLD Professional
Race 3: TAB BENCHMARK 75 Handicap - 1700m



29 February 2024 - 14:12

Track Rating: Soft 5, Weather: Fine, Rail Position: +9.5m Entire

Section	Overall	1600m	1400m	1200m	1000m	800m	600m	400m	200m
Section Times	1:48.22 [6] (0:09.53)	1:38.69 [6] (0:11.28)	1:27.41 [6] (0:11.13)	1:16.28 [4] (0:11.71)	1:04.57 [4] (0:12.10)	0:52.47 [3] (0:12.56)	0:39.91 [4] (0:12.85)	0:27.06 [6] (0:13.37)	0:13.69 [6] (0:13.69)
Average Speed [km/h]	38.8	63.9	64.2	61.2	59.5	57.2	55.8	53.6	52.7
Top Speed [km/h]	60.4	65.0	64.5	63.0	60.5	58.1	57.1	54.1	53.2
Avg. Dist. to Rail [m]	20.7	1.3	2.0	1.1	0.3	0.6	1.0	0.6	0.4
Avg. Stride Freq. [Hz]	2.1	2.4	2.4	2.3	2.3	2.2	2.3	2.2	2.2
Avg. Stride Length [m]	5.0	7.6	7.6	7.4	7.3	7.1	6.8	6.8	6.7



- [] Ranking at each section and finish
- .-.- No data available at this section
- NA No data available