



Ipswich QLD Professional
Race 5: BARRIER REEF POOLS QTIS Three-Year-Old BENCHMARK 65
Handicap - 1200m
29 February 2024 - 15:27



Track Rating: Soft 5, Weather: Fine, Rail Position: +9.5m Entire

Section		Overall											Last 600m	
Field Times		1:11.41											0:35.26	
		(0:13.66)												
		0:57.75												
		(0:11.01)												
		0:46.74												
		(0:11.48)												
		0:35.26												
		(0:11.34)												
		0:23.92												
		(0:11.79)												
		0:12.13												
		(0:12.13)												
Rank	TAB	Horse/Jockey	Barrier	Top Speed [km/h]	Fastest Section	Overall	1000m	800m	600m	400m	200m	Margin	Distance Travelled [m]	
1	10	THE PUNISHER Angela Jones	10	65.7	0:11.17	1:11.41 [1]	0:57.00 [8]	0:45.83 [7]	0:34.40 [7]	0:23.20 [6]	0:11.84 [6]	1:11.41	0:34.40	
				1000m	1000m	(0:14.41)	(0:11.17)	(0:11.43)	(0:11.20)	(0:11.36)	(0:11.84)			
2	2	THE INFLECTOR Boris Thornton	2	65.9	0:11.13	1:11.43 [2]	0:57.23 [5]	0:46.10 [5]	0:34.65 [5]	0:23.34 [5]	0:11.82 [7]	0.11L	0:34.65	+3
				1000m	1000m	(0:14.20)	(0:11.13)	(0:11.45)	(0:11.31)	(0:11.52)	(0:11.82)			
3	6	QUADE Ryan Maloney	6	65.8	0:11.15	1:11.44 [3]	0:57.07 [6]	0:45.92 [6]	0:34.48 [6]	0:23.16 [7]	0:11.74 [8]	0.14L	0:34.48	-2
				1000m	1000m	(0:14.37)	(0:11.15)	(0:11.44)	(0:11.32)	(0:11.42)	(0:11.74)			
4	9	MACHINE HEAD Alisha Donald	9	66.8	0:11.13	1:11.51 [4]	0:57.80 [2]	0:46.67 [2]	0:35.21 [2]	0:23.81 [2]	0:12.20 [2]	0.6L	0:35.21	+2
				Overall	1000m	(0:13.71)	(0:11.13)	(0:11.46)	(0:11.40)	(0:11.61)	(0:12.20)			
5	3	CONNEWARRE Jason Taylor	3	67.0	0:11.07	1:11.62 [5]	0:57.54 [3]	0:46.47 [3]	0:35.08 [3]	0:23.71 [3]	0:12.14 [4]	1.21L	0:35.08	-2
				Overall	1000m	(0:14.08)	(0:11.07)	(0:11.39)	(0:11.37)	(0:11.57)	(0:12.14)			
6	8	CAN'T GETWHATIWANT Cejay Graham	8	65.7	0:11.19	1:11.75 [6]	0:57.35 [7]	0:46.13 [8]	0:34.64 [8]	0:23.45 [8]	0:12.23 [5]	1.98L	0:34.64	-1
				1000m	600m	(0:14.40)	(0:11.22)	(0:11.49)	(0:11.19)	(0:11.22)	(0:12.23)			
7	5	LETS DANCE JANDY Emily Lang	5	65.9	0:11.14	1:11.79 [7]	0:57.70 [4]	0:46.56 [4]	0:35.21 [4]	0:23.86 [4]	0:12.34 [3]	2.24L	0:35.21	+0
				1000m	1000m	(0:14.09)	(0:11.14)	(0:11.35)	(0:11.35)	(0:11.52)	(0:12.34)			
8	7	RISKY INVESTMENT Jag Guthmann-Chester	7	65.8	0:11.17	1:12.50 [8]	0:57.79 [10]	0:46.55 [10]	0:35.09 [10]	0:23.92 [9]	0:12.39 [9]	6.39L	0:35.09	-1
				Overall	600m	(0:14.71)	(0:11.24)	(0:11.46)	(0:11.17)	(0:11.53)	(0:12.39)			
9	4	SONNY DAZE Bailey Wheeler	4	67.7	0:11.01	1:12.77 [9]	0:59.11 [1]	0:48.10 [1]	0:36.62 [1]	0:25.28 [1]	0:13.49 [1]	7.98L	0:36.62	-1
				Overall	1000m	(0:13.66)	(0:11.01)	(0:11.48)	(0:11.34)	(0:11.79)	(0:13.49)			
10	1	RUPERT'S HOUSE James Orman	1	65.6	0:11.31	1:12.82 [10]	0:58.24 [9]	0:46.93 [9]	0:35.52 [9]	0:24.11 [10]	0:12.45 [10]	8.32L	0:35.52	+3
				1000m	1000m	(0:14.58)	(0:11.31)	(0:11.41)	(0:11.41)	(0:11.66)	(0:12.45)			

Scratched: Typhoon Tip (#11), Optimus Maximus (#12)

[] Ranking at each section and finish
 -:-:- No data available at this section
 NA No data available

SCN Saddle cloth number
 DNF Did not finish
 DNT Did not track



Horse/Jockey Name	The Punisher
Final Rank	1
Fastest Section Time (Section)	0:11.17 (1000m)
Top Speed [km/h] (Section)	65.7 (1000m)
Race State	Finished



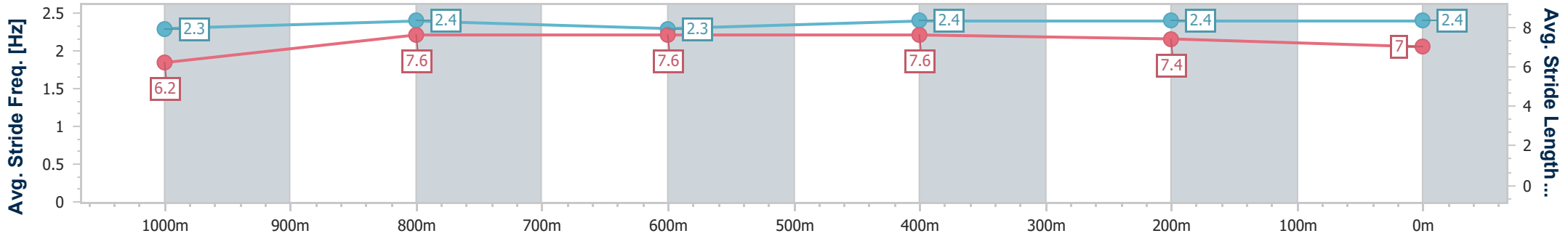
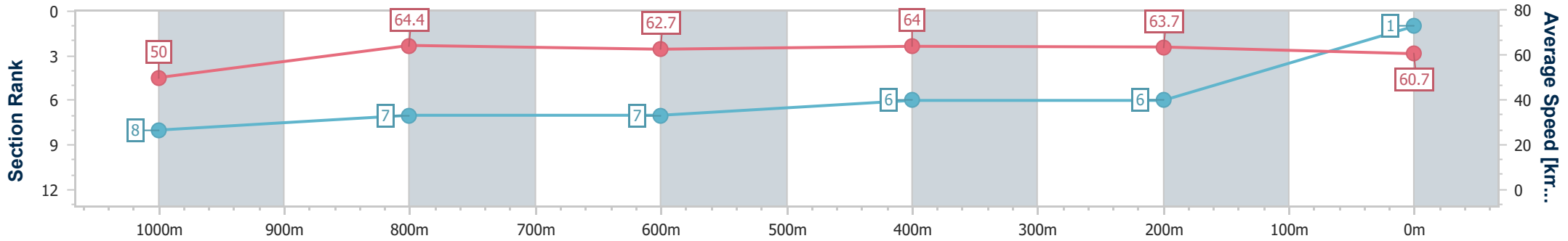
Ipswich QLD Professional
 Race 5: BARRIER REEF POOLS QTIS Three-Year-Old
 BENCHMARK 65 Handicap - 1200m



29 February 2024 - 15:27

Track Rating: Soft 5, Weather: Fine, Rail Position: +9.5m Entire

Section	Overall	1000m	800m	600m	400m	200m
Section Times	1:11.41 [1] (0:14.41)	0:57.00 [8] (0:11.17)	0:45.83 [7] (0:11.43)	0:34.40 [7] (0:11.20)	0:23.20 [6] (0:11.36)	0:11.84 [6] (0:11.84)
Average Speed [km/h]	50.0	64.4	62.7	64.0	63.7	60.7
Top Speed [km/h]	64.6	65.7	64.0	64.6	65.2	63.3
Avg. Dist. to Rail [m]	6.7	0.7	1.9	1.2	3.0	6.4
Avg. Stride Freq. [Hz]	2.3	2.4	2.3	2.4	2.4	2.4
Avg. Stride Length [m]	6.2	7.6	7.6	7.6	7.4	7.0



- [] Ranking at each section and finish
- .-.- No data available at this section
- NA No data available



Horse/Jockey Name	The Inflictor
Final Rank	2
Fastest Section Time (Section)	0:11.13 (1000m)
Top Speed [km/h] (Section)	65.9 (1000m)
Race State	Finished



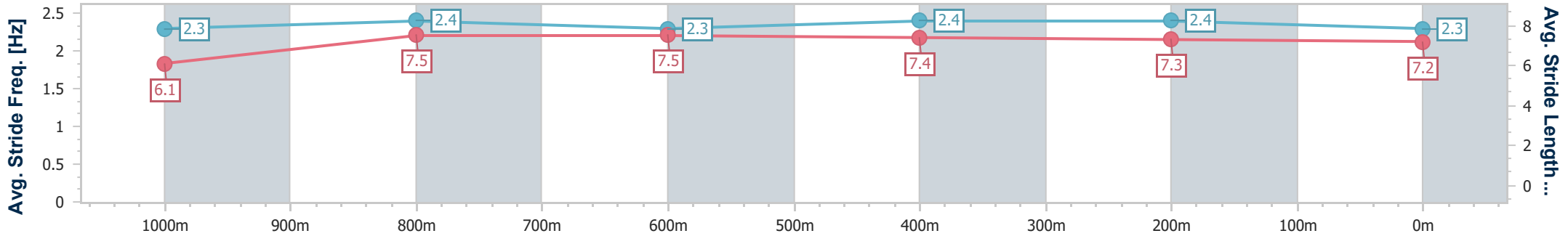
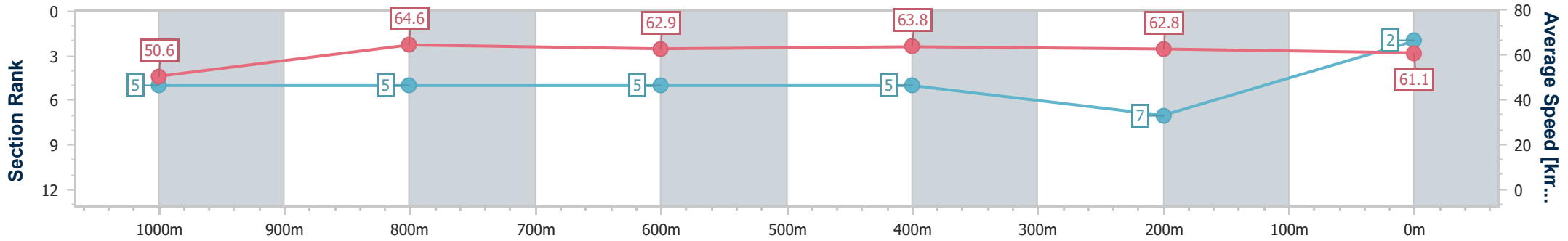
Ipswich QLD Professional
 Race 5: BARRIER REEF POOLS QTIS Three-Year-Old
 BENCHMARK 65 Handicap - 1200m



29 February 2024 - 15:27

Track Rating: Soft 5, Weather: Fine, Rail Position: +9.5m Entire

Section	Overall	1000m	800m	600m	400m	200m
Section Times	1:11.43 [2] (0:14.20)	0:57.23 [5] (0:11.13)	0:46.10 [5] (0:11.45)	0:34.65 [5] (0:11.31)	0:23.34 [5] (0:11.52)	0:11.82 [7] (0:11.82)
Average Speed [km/h]	50.6	64.6	62.9	63.8	62.8	61.1
Top Speed [km/h]	65.5	65.9	64.8	64.6	64.0	63.2
Avg. Dist. to Rail [m]	4.0	0.3	0.7	0.5	2.7	5.1
Avg. Stride Freq. [Hz]	2.3	2.4	2.3	2.4	2.4	2.3
Avg. Stride Length [m]	6.1	7.5	7.5	7.4	7.3	7.2



- [] Ranking at each section and finish
- .-.- No data available at this section
- NA No data available



Horse/Jockey Name	Quade
Final Rank	3
Fastest Section Time (Section)	0:11.15 (1000m)
Top Speed [km/h] (Section)	65.8 (1000m)
Race State	Finished



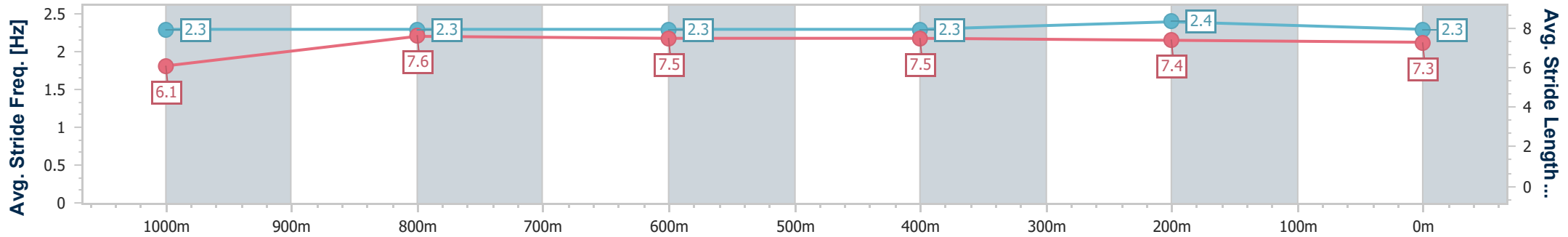
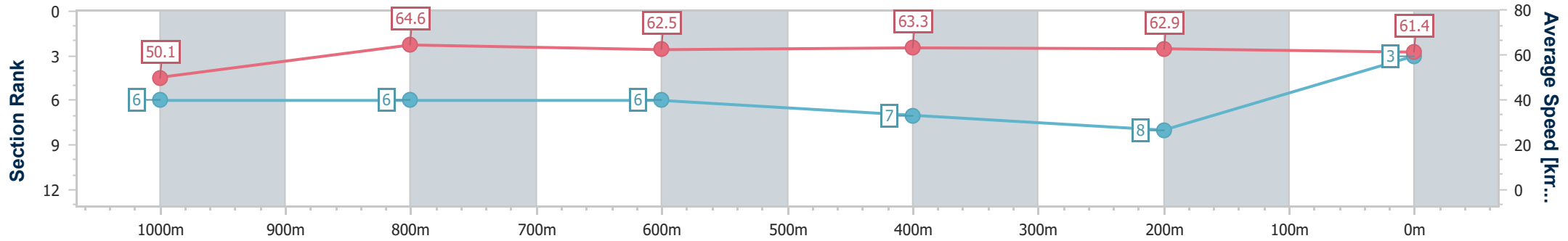
Ipswich QLD Professional
 Race 5: BARRIER REEF POOLS QTIS Three-Year-Old
 BENCHMARK 65 Handicap - 1200m



29 February 2024 - 15:27

Track Rating: Soft 5, Weather: Fine, Rail Position: +9.5m Entire

Section	Overall	1000m	800m	600m	400m	200m
Section Times	1:11.44 [3] (0:14.37)	0:57.07 [6] (0:11.15)	0:45.92 [6] (0:11.44)	0:34.48 [6] (0:11.32)	0:23.16 [7] (0:11.42)	0:11.74 [8] (0:11.74)
Average Speed [km/h]	50.1	64.6	62.5	63.3	62.9	61.4
Top Speed [km/h]	65.6	65.8	63.9	64.0	63.6	62.9
Avg. Dist. to Rail [m]	3.2	0.8	1.8	1.6	1.1	2.9
Avg. Stride Freq. [Hz]	2.3	2.3	2.3	2.3	2.4	2.3
Avg. Stride Length [m]	6.1	7.6	7.5	7.5	7.4	7.3



- [] Ranking at each section and finish
- .-.- No data available at this section
- NA No data available



Horse/Jockey Name	Machine Head
Final Rank	4
Fastest Section Time (Section)	0:11.13 (1000m)
Top Speed [km/h] (Section)	66.8 (Overall)
Race State	Finished



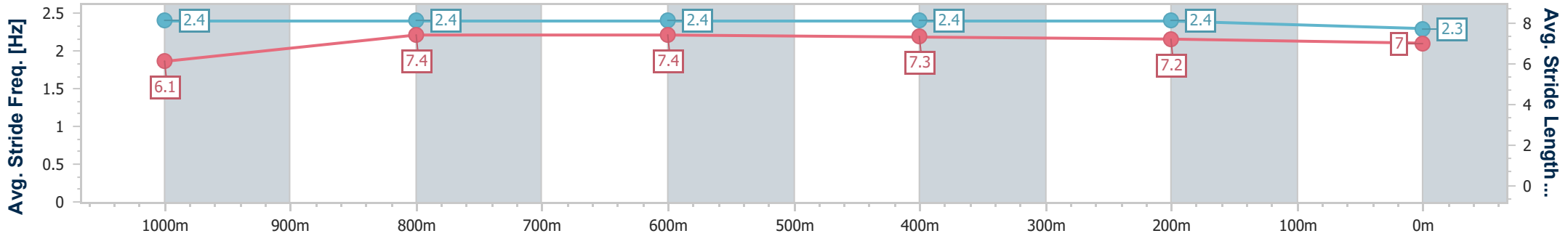
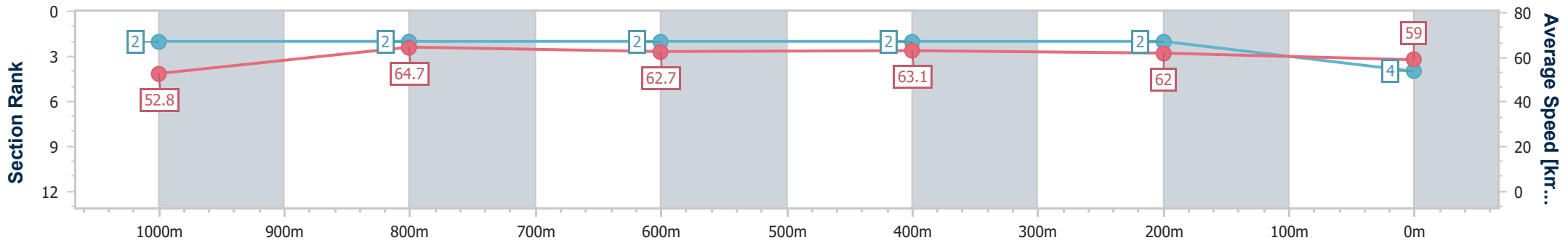
Ipswich QLD Professional
 Race 5: BARRIER REEF POOLS QTIS Three-Year-Old
 BENCHMARK 65 Handicap - 1200m



29 February 2024 - 15:27

Track Rating: Soft 5, Weather: Fine, Rail Position: +9.5m Entire

Section	Overall	1000m	800m	600m	400m	200m
Section Times	1:11.51 [4] (0:13.71)	0:57.80 [2] (0:11.13)	0:46.67 [2] (0:11.46)	0:35.21 [2] (0:11.40)	0:23.81 [2] (0:11.61)	0:12.20 [2] (0:12.20)
Average Speed [km/h]	52.8	64.7	62.7	63.1	62.0	59.0
Top Speed [km/h]	66.8	66.7	64.3	63.8	63.8	61.8
Avg. Dist. to Rail [m]	2.7	0.7	0.2	0.3	1.1	3.6
Avg. Stride Freq. [Hz]	2.4	2.4	2.4	2.4	2.4	2.3
Avg. Stride Length [m]	6.1	7.4	7.4	7.3	7.2	7.0



- [] Ranking at each section and finish
- .-.- No data available at this section
- NA No data available



Horse/Jockey Name	Connewarre
Final Rank	5
Fastest Section Time (Section)	0:11.07 (1000m)
Top Speed [km/h] (Section)	67.0 (Overall)
Race State	Finished



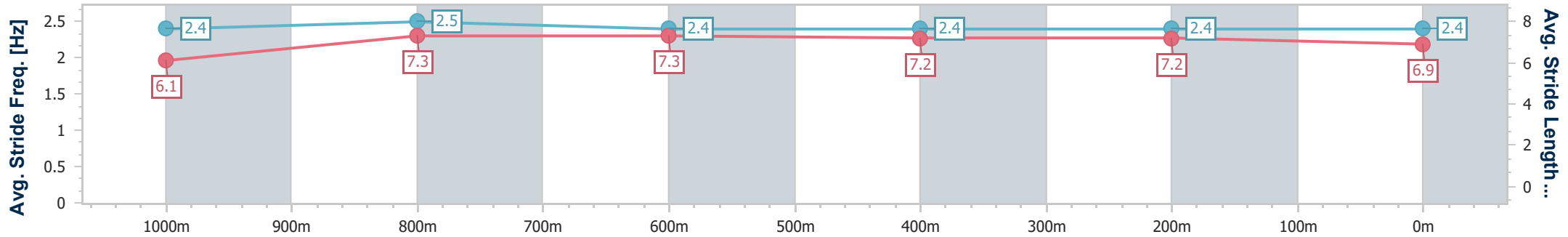
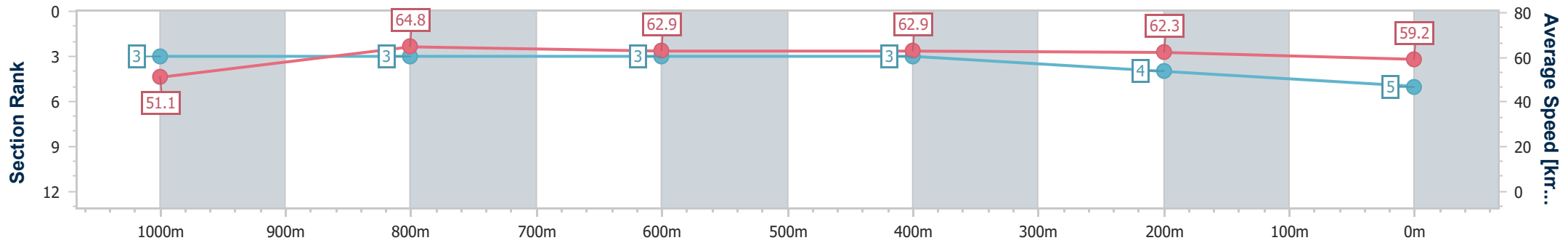
Ipswich QLD Professional
 Race 5: BARRIER REEF POOLS QTIS Three-Year-Old
 BENCHMARK 65 Handicap - 1200m



29 February 2024 - 15:27

Track Rating: Soft 5, Weather: Fine, Rail Position: +9.5m Entire

Section	Overall	1000m	800m	600m	400m	200m
Section Times	1:11.62 [5] (0:14.08)	0:57.54 [3] (0:11.07)	0:46.47 [3] (0:11.39)	0:35.08 [3] (0:11.37)	0:23.71 [3] (0:11.57)	0:12.14 [4] (0:12.14)
Average Speed [km/h]	51.1	64.8	62.9	62.9	62.3	59.2
Top Speed [km/h]	67.0	66.7	63.9	63.8	63.3	61.6
Avg. Dist. to Rail [m]	1.4	0.8	1.7	1.2	0.5	1.3
Avg. Stride Freq. [Hz]	2.4	2.5	2.4	2.4	2.4	2.4
Avg. Stride Length [m]	6.1	7.3	7.3	7.2	7.2	6.9



- [] Ranking at each section and finish
- .-.- No data available at this section
- NA No data available



Horse/Jockey Name	Can't Getwhatiwant
Final Rank	6
Fastest Section Time (Section)	0:11.19 (600m)
Top Speed [km/h] (Section)	65.7 (1000m)
Race State	Finished



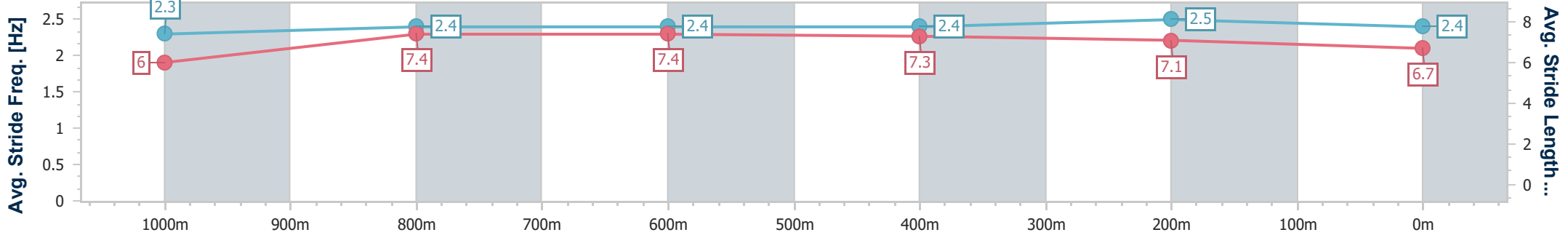
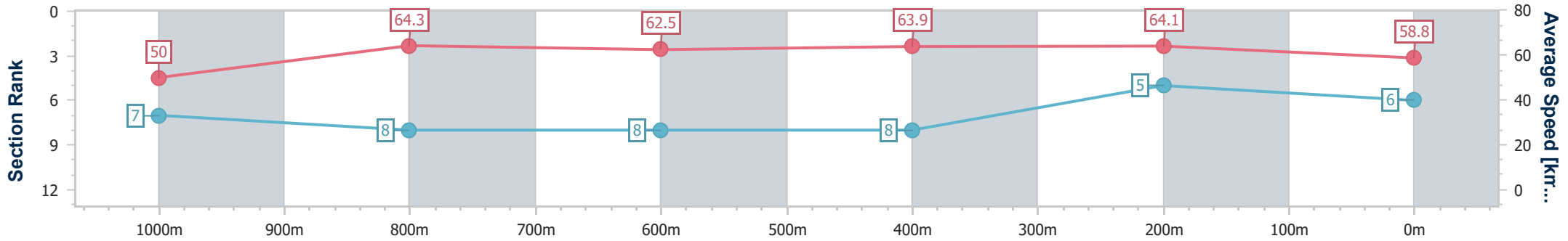
Ipswich QLD Professional
 Race 5: BARRIER REEF POOLS QTIS Three-Year-Old
 BENCHMARK 65 Handicap - 1200m



29 February 2024 - 15:27

Track Rating: Soft 5, Weather: Fine, Rail Position: +9.5m Entire

Section	Overall	1000m	800m	600m	400m	200m
Section Times	1:11.75 [6] (0:14.40)	0:57.35 [7] (0:11.22)	0:46.13 [8] (0:11.49)	0:34.64 [8] (0:11.19)	0:23.45 [8] (0:11.22)	0:12.23 [5] (0:12.23)
Average Speed [km/h]	50.0	64.3	62.5	63.9	64.1	58.8
Top Speed [km/h]	65.4	65.7	64.2	65.1	65.2	61.8
Avg. Dist. to Rail [m]	4.3	0.6	1.2	1.0	1.2	1.3
Avg. Stride Freq. [Hz]	2.3	2.4	2.4	2.4	2.5	2.4
Avg. Stride Length [m]	6.0	7.4	7.4	7.3	7.1	6.7



- [] Ranking at each section and finish
- .-.- No data available at this section
- NA No data available



Horse/Jockey Name	Lets Dance Jandy
Final Rank	7
Fastest Section Time (Section)	0:11.14 (1000m)
Top Speed [km/h] (Section)	65.9 (1000m)
Race State	Finished



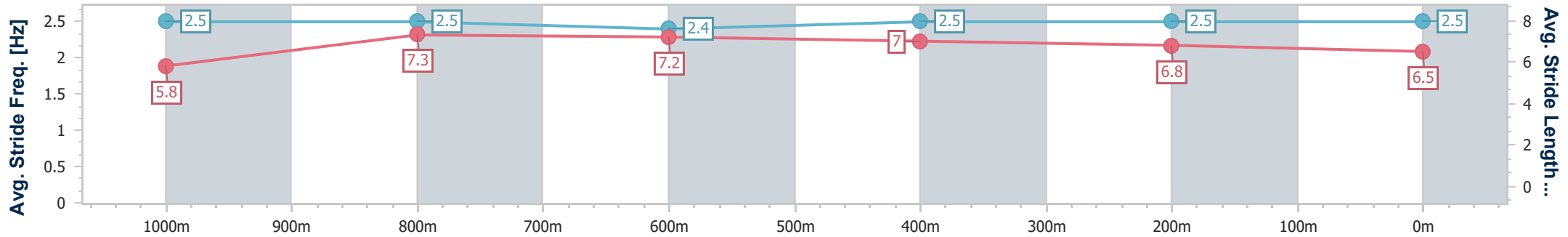
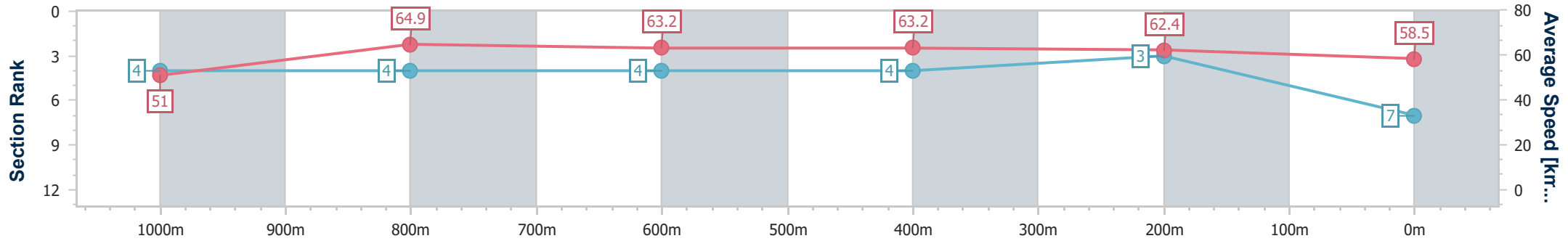
Ipswich QLD Professional
 Race 5: BARRIER REEF POOLS QTIS Three-Year-Old
 BENCHMARK 65 Handicap - 1200m



29 February 2024 - 15:27

Track Rating: Soft 5, Weather: Fine, Rail Position: +9.5m Entire

Section	Overall	1000m	800m	600m	400m	200m
Section Times	1:11.79 [7] (0:14.09)	0:57.70 [4] (0:11.14)	0:46.56 [4] (0:11.35)	0:35.21 [4] (0:11.35)	0:23.86 [4] (0:11.52)	0:12.34 [3] (0:12.34)
Average Speed [km/h]	51.0	64.9	63.2	63.2	62.4	58.5
Top Speed [km/h]	65.8	65.9	64.6	64.7	64.0	60.9
Avg. Dist. to Rail [m]	4.8	1.1	1.1	0.8	1.5	4.3
Avg. Stride Freq. [Hz]	2.5	2.5	2.4	2.5	2.5	2.5
Avg. Stride Length [m]	5.8	7.3	7.2	7.0	6.8	6.5



- [] Ranking at each section and finish
- .-.- No data available at this section
- NA No data available



Horse/Jockey Name	Risky Investment
Final Rank	8
Fastest Section Time (Section)	0:11.17 (600m)
Top Speed [km/h] (Section)	65.8 (Overall)
Race State	Finished



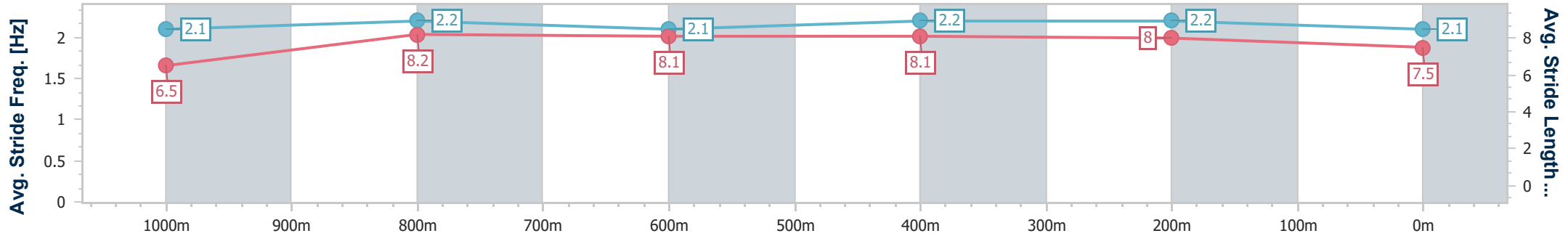
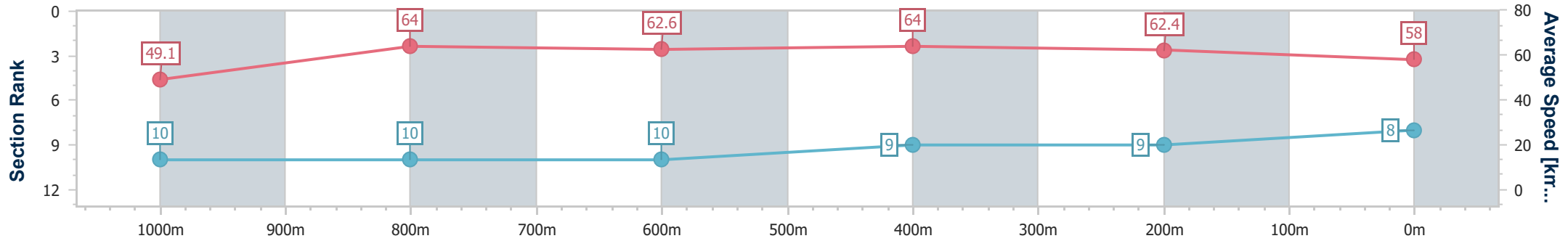
Ipswich QLD Professional
 Race 5: BARRIER REEF POOLS QTIS Three-Year-Old
 BENCHMARK 65 Handicap - 1200m



29 February 2024 - 15:27

Track Rating: Soft 5, Weather: Fine, Rail Position: +9.5m Entire

Section	Overall	1000m	800m	600m	400m	200m
Section Times	1:12.50 [8] (0:14.71)	0:57.79 [10] (0:11.24)	0:46.55 [10] (0:11.46)	0:35.09 [10] (0:11.17)	0:23.92 [9] (0:11.53)	0:12.39 [9]
Average Speed [km/h]	49.1	64.0	62.6	64.0	62.4	58.0
Top Speed [km/h]	65.8	65.7	64.9	65.3	64.0	61.2
Avg. Dist. to Rail [m]	1.2	0.7	0.8	0.9	0.4	1.2
Avg. Stride Freq. [Hz]	2.1	2.2	2.1	2.2	2.2	2.1
Avg. Stride Length [m]	6.5	8.2	8.1	8.1	8.0	7.5



- [] Ranking at each section and finish
- .-.- No data available at this section
- NA No data available



Horse/Jockey Name	Sonny Daze
Final Rank	9
Fastest Section Time (Section)	0:11.01 (1000m)
Top Speed [km/h] (Section)	67.7 (Overall)
Race State	Finished



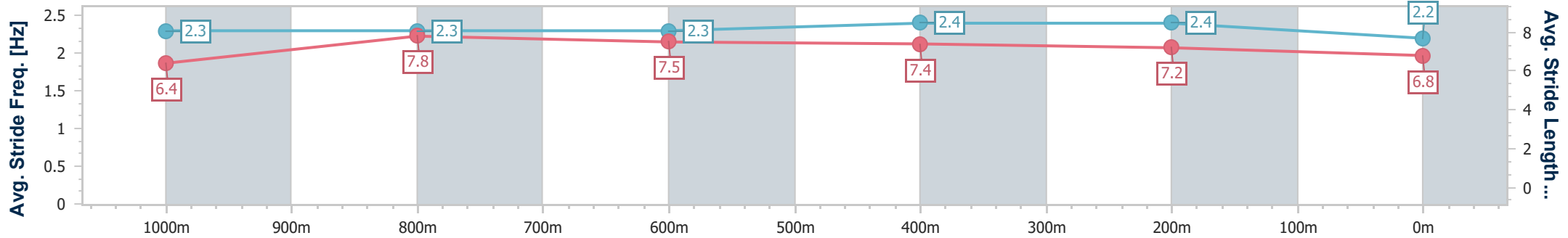
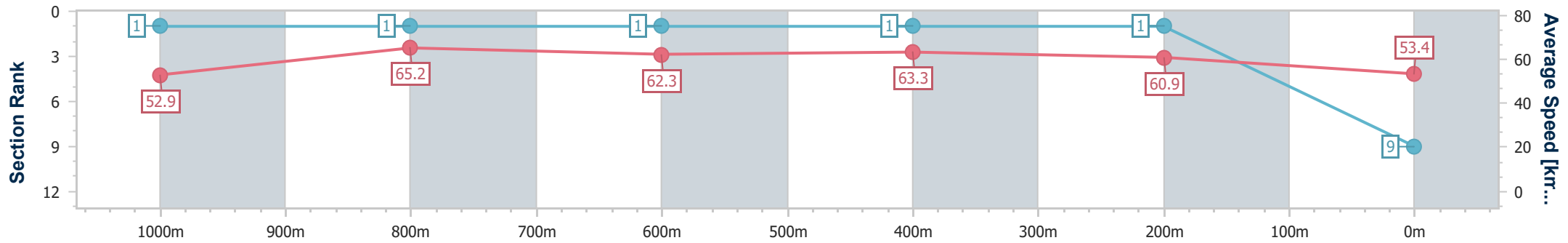
Ipswich QLD Professional
 Race 5: BARRIER REEF POOLS QTIS Three-Year-Old
 BENCHMARK 65 Handicap - 1200m



29 February 2024 - 15:27

Track Rating: Soft 5, Weather: Fine, Rail Position: +9.5m Entire

Section	Overall	1000m	800m	600m	400m	200m
Section Times	1:12.77 [9] (0:13.66)	0:59.11 [1] (0:11.01)	0:48.10 [1] (0:11.48)	0:36.62 [1] (0:11.34)	0:25.28 [1] (0:11.79)	0:13.49 [1] (0:13.49)
Average Speed [km/h]	52.9	65.2	62.3	63.3	60.9	53.4
Top Speed [km/h]	67.7	67.2	63.0	64.2	62.5	59.2
Avg. Dist. to Rail [m]	1.7	0.6	1.2	1.1	0.9	0.2
Avg. Stride Freq. [Hz]	2.3	2.3	2.3	2.4	2.4	2.2
Avg. Stride Length [m]	6.4	7.8	7.5	7.4	7.2	6.8



- [] Ranking at each section and finish
- .-.- No data available at this section
- NA No data available



Horse/Jockey Name	Rupert's House
Final Rank	10
Fastest Section Time (Section)	0:11.31 (1000m)
Top Speed [km/h] (Section)	65.6 (1000m)
Race State	Finished



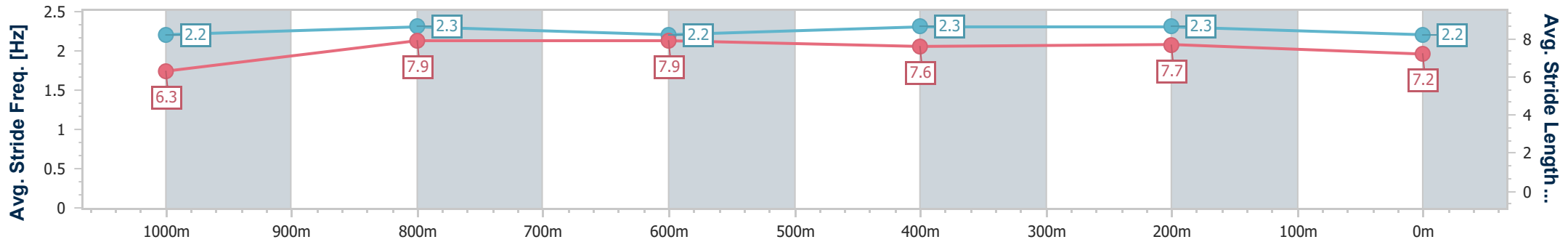
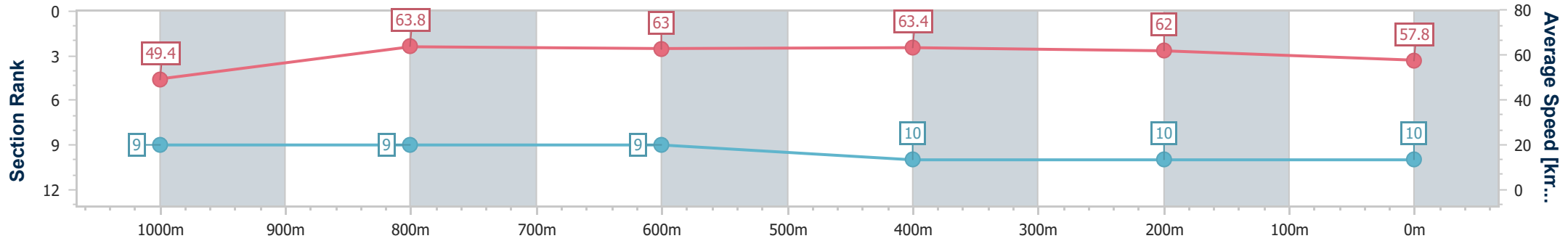
Ipswich QLD Professional
 Race 5: BARRIER REEF POOLS QTIS Three-Year-Old
 BENCHMARK 65 Handicap - 1200m



29 February 2024 - 15:27

Track Rating: Soft 5, Weather: Fine, Rail Position: +9.5m Entire

Section	Overall	1000m	800m	600m	400m	200m
Section Times	1:12.82 [10] (0:14.58)	0:58.24 [9] (0:11.31)	0:46.93 [9] (0:11.41)	0:35.52 [9] (0:11.41)	0:24.11 [10] (0:11.66)	0:12.45 [10] (0:12.45)
Average Speed [km/h]	49.4	63.8	63.0	63.4	62.0	57.8
Top Speed [km/h]	65.2	65.6	65.0	64.6	63.7	59.8
Avg. Dist. to Rail [m]	5.7	0.8	0.4	1.0	1.9	2.8
Avg. Stride Freq. [Hz]	2.2	2.3	2.2	2.3	2.3	2.2
Avg. Stride Length [m]	6.3	7.9	7.9	7.6	7.7	7.2



- [] Ranking at each section and finish
- .-.- No data available at this section
- NA No data available