



Doomben QLD Professional

Race 3: SKY RACING Class 3 Handicap - 1650m

06 March 2024 - 13:38



BRISBANE
RACING CLUB

Track Rating: Soft 5, Weather: Fine, Rail Position: +9m Entire

| Section | | Overall | 1400m | 1200m | 1000m | 800m | 600m | 400m | Last 600m | | | | |
|-------------|---------------------------------------|----------------------|----------------------|----------------------|--------------------------|--------------------------|--------------------------|--------------------------|--------------------------|--------------------------|--------------------------|---------|-----|
| Field Times | | 1:40.80 (0:16.93) | 1:23.87 (0:11.77) | 1:12.10 (0:12.13) | 0:59.97 (0:12.32) | 0:47.65 (0:12.25) | 0:35.40 (0:11.97) | 0:23.43 (0:11.65) | 0:35.40 | | | | |
| Rank | TAB Horse/Jockey | Barrier | Top Speed [km/h] | Fastest Section | Distance Travelled [m] | | | | | | | | |
| 1 | 7 SMOOTH TORQUE Kyle Wilson-Taylor | 7 | 65.3 400m | 0:11.25 400m | 1:40.80 [1] (0:17.82) | 1:22.98 [6] (0:11.80) | 1:11.18 [6] (0:12.12) | 0:59.06 [6] (0:12.49) | 0:46.57 [6] (0:12.23) | 0:34.34 [6] (0:11.41) | 0:22.93 [5] (0:11.25) | 0:34.34 | |
| 2 | 6 SHOWMAN Jake Bayliss | 6 | 64.4 400m | 0:11.34 400m | 1:40.80 [2] (0:17.48) | 1:23.32 [4] (0:11.92) | 1:11.40 [4] (0:12.08) | 0:59.32 [4] (0:12.55) | 0:46.77 [4] (0:12.22) | 0:34.55 [4] (0:11.44) | 0:23.11 [3] (0:11.34) | 0:34.55 | -1 |
| 3 | 1 MASCARET Mark Du Plessis | 1 | 65.3 400m | 0:11.14 400m | 1:40.88 [3] (0:17.89) | 1:22.99 [7] (0:11.86) | 1:11.13 [7] (0:12.11) | 0:59.02 [7] (0:12.48) | 0:46.54 [7] (0:12.27) | 0:34.27 [8] (0:11.48) | 0:22.79 [8] (0:11.14) | 0:34.27 | +7 |
| 4 | 3 VEANDECHANCE James Orman | 3 | 66.7 400m | 0:11.01 400m | 1:41.08 [4] (0:17.55) | 1:23.53 [5] (0:11.94) | 1:11.59 [5] (0:12.13) | 0:59.46 [5] (0:12.53) | 0:46.93 [5] (0:12.27) | 0:34.66 [5] (0:11.59) | 0:23.07 [6] (0:11.01) | 0:34.66 | +8 |
| 5 | 2 ELLA TE AMA Bailey Wheeler | 2 | 66.4 400m | 0:11.26 400m | 1:41.19 [5] (0:17.92) | 1:23.27 [8] (0:11.91) | 1:11.36 [8] (0:12.22) | 0:59.14 [8] (0:12.43) | 0:46.71 [8] (0:12.02) | 0:34.69 [7] (0:11.53) | 0:23.16 [7] (0:11.26) | 0:34.69 | +12 |
| 6 | 9 NEVER ISLAND Taylor Marshall | 9 | 64.0 400m | 0:11.44 400m | 1:41.20 [6] (0:17.34) | 1:23.86 [3] (0:11.84) | 1:12.02 [3] (0:12.12) | 0:59.90 [3] (0:12.43) | 0:47.47 [3] (0:12.27) | 0:35.20 [3] (0:11.68) | 0:23.52 [2] (0:11.44) | 0:35.20 | +7 |
| 7 | 8 VANCITY Jason Taylor | 8 | 64.7 400m | 0:11.32 400m | 1:41.45 [7] (0:18.10) | 1:23.35 [9] (0:11.82) | 1:11.53 [9] (0:12.13) | 0:59.40 [9] (0:12.43) | 0:46.97 [9] (0:12.26) | 0:34.71 [9] (0:11.57) | 0:23.14 [9] (0:11.32) | 0:34.71 | +3 |
| 8 | 4 DIESEL Georgina Cartwright | 4 | 67.0 Overall | 0:11.65 400m | 1:41.80 [8] (0:16.95) | 1:24.85 [2] (0:12.00) | 1:12.85 [2] (0:12.17) | 1:00.68 [2] (0:12.46) | 0:48.22 [2] (0:12.37) | 0:35.85 [2] (0:11.81) | 0:24.04 [4] (0:11.65) | 0:35.85 | +8 |
| 9 | 5 NORTHERN DECREE Cejay Graham | 5 | 66.2 Overall | 0:11.77 1400m | 1:42.83 [9] (0:16.93) | 1:25.90 [1] (0:11.77) | 1:14.13 [1] (0:12.13) | 1:02.00 [1] (0:12.32) | 0:49.68 [1] (0:12.25) | 0:37.43 [1] (0:11.97) | 0:25.46 [1] (0:12.02) | 0:37.43 | +3 |

Scratched: Papal Miss (#10)

[] Ranking at each section and finish
 -:-:- No data available at this section
 NA No data available

SCN Saddle cloth number
 DNF Did not finish
 DNT Did not track



Doomben QLD Professional

Race 3: SKY RACING Class 3 Handicap - 1650m

06 March 2024 - 13:38



BRISBANE
RACING CLUB

Track Rating: Soft 5, Weather: Fine, Rail Position: +9m Entire

| Section | | | | 200m | | | | Last 600m | |
|-------------|-----|--|---------|----------------------|------------------|--------------------------|---------|-----------|------------------------|
| Field Times | | | | 0:11.78 (0:11.78) | | | | 0:35.40 | |
| Rank | TAB | Horse/Jockey | Barrier | Top Speed [km/h] | Fastest Section | Margin | | | Distance Travelled [m] |
| 1 | 7 | SMOOTH TORQUE Kyle Wilson-Taylor | 7 | 65.3 400m | 0:11.25 400m | 0:11.68 [3] (0:11.68) | 1:40.80 | | 0:34.34 |
| 2 | 6 | SHOWMAN Jake Bayliss | 6 | 64.4 400m | 0:11.34 400m | 0:11.77 [2] (0:11.77) | 0.01L | | 0:34.55 -1 |
| 3 | 1 | MASCARET Mark Du Plessis | 1 | 65.3 400m | 0:11.14 400m | 0:11.65 [5] (0:11.65) | 0.47L | | 0:34.27 +7 |
| 4 | 3 | VEANDECHANCE James Orman | 3 | 66.7 400m | 0:11.01 400m | 0:12.06 [1] (0:12.06) | 1.67L | | 0:34.66 +8 |
| 5 | 2 | ELLA TE AMA Bailey Wheeler | 2 | 66.4 400m | 0:11.26 400m | 0:11.90 [6] (0:11.90) | 2.33L | | 0:34.69 +12 |
| 6 | 9 | NEVER ISLAND Taylor Marshall | 9 | 64.0 400m | 0:11.44 400m | 0:12.08 [3] (0:12.08) | 2.35L | | 0:35.20 +7 |
| 7 | 8 | VANCITY Jason Taylor | 8 | 64.7 400m | 0:11.32 400m | 0:11.82 [9] (0:11.82) | 3.86L | | 0:34.71 +3 |
| 8 | 4 | DIESEL Georgina Cartwright | 4 | 67.0 Overall | 0:11.65 400m | 0:12.39 [8] (0:12.39) | 5.92L | | 0:35.85 +8 |
| 9 | 5 | NORTHERN DECREE Cejay Graham | 5 | 66.2 Overall | 0:11.77 1400m | 0:13.44 [7] (0:13.44) | 11.97L | | 0:37.43 +3 |

Scratched: Papal Miss (#10)



| | |
|--------------------------------|----------------|
| Horse/Jockey Name | Smooth Torque |
| Final Rank | 1 |
| Fastest Section Time (Section) | 0:11.25 (400m) |
| Top Speed [km/h] (Section) | 65.3 (400m) |
| Race State | Finished |



Doomben QLD Professional

Race 3: SKY RACING Class 3 Handicap - 1650m

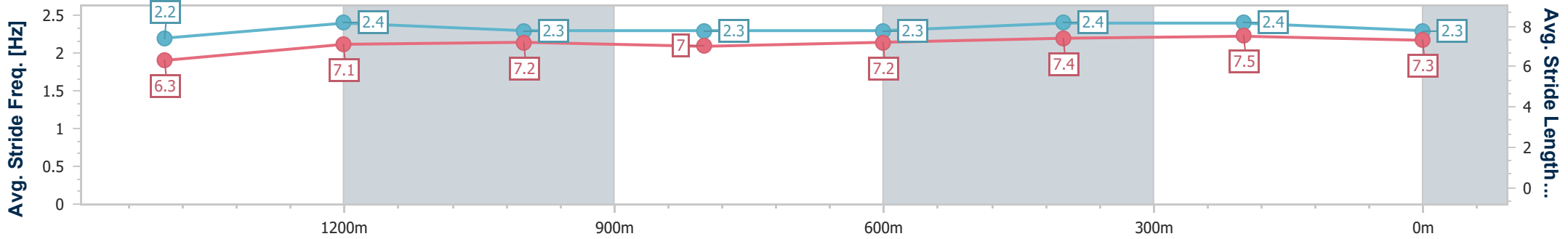
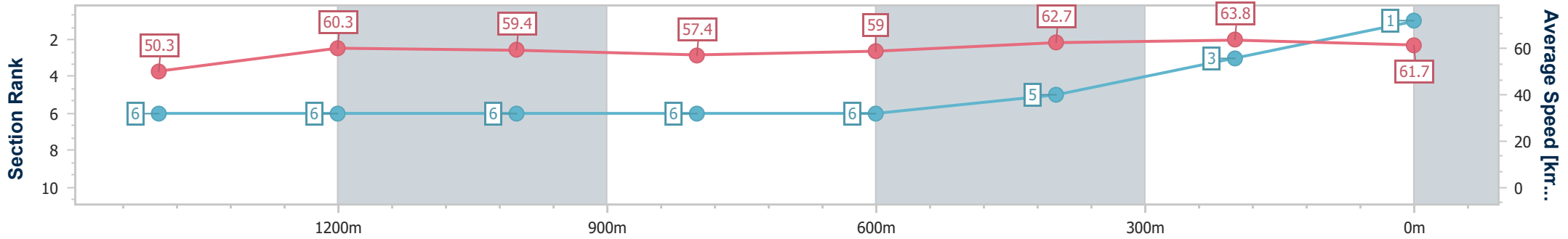
06 March 2024 - 13:38

Track Rating: Soft 5, Weather: Fine, Rail Position: +9m Entire



BRISBANE RACING CLUB

| Section | Overall | 1400m | 1200m | 1000m | 800m | 600m | 400m | 200m |
|------------------------|--------------------------|--------------------------|--------------------------|--------------------------|--------------------------|--------------------------|--------------------------|-------------|
| Section Times | 1:40.80 [1] (0:17.82) | 1:22.98 [6] (0:11.80) | 1:11.18 [6] (0:12.12) | 0:59.06 [6] (0:12.49) | 0:46.57 [6] (0:12.23) | 0:34.34 [6] (0:11.41) | 0:22.93 [5] (0:11.25) | 0:11.68 [3] |
| Average Speed [km/h] | 50.3 | 60.3 | 59.4 | 57.4 | 59.0 | 62.7 | 63.8 | 61.7 |
| Top Speed [km/h] | 62.4 | 62.6 | 60.3 | 58.5 | 61.7 | 63.8 | 65.3 | 64.9 |
| Avg. Dist. to Rail [m] | 2.1 | 1.7 | 0.7 | 0.4 | 0.2 | 0.9 | 1.2 | 1.4 |
| Avg. Stride Freq. [Hz] | 2.2 | 2.4 | 2.3 | 2.3 | 2.3 | 2.4 | 2.4 | 2.3 |
| Avg. Stride Length [m] | 6.3 | 7.1 | 7.2 | 7.0 | 7.2 | 7.4 | 7.5 | 7.3 |



- [] Ranking at each section and finish
- .-.- No data available at this section
- NA No data available



| | |
|--------------------------------|----------------|
| Horse/Jockey Name | Showman |
| Final Rank | 2 |
| Fastest Section Time (Section) | 0:11.34 (400m) |
| Top Speed [km/h] (Section) | 64.4 (400m) |
| Race State | Finished |



Doomben QLD Professional

Race 3: SKY RACING Class 3 Handicap - 1650m

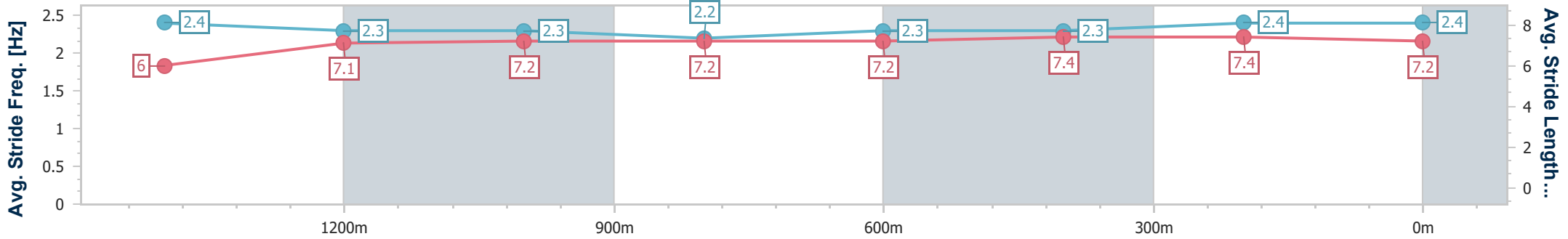
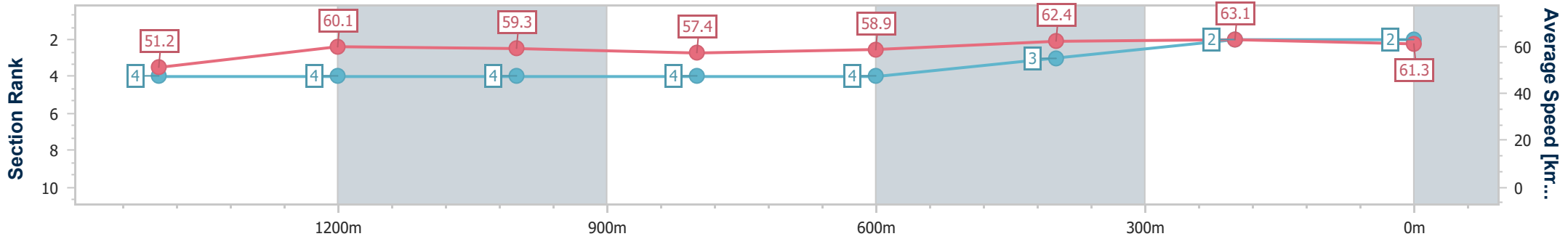
06 March 2024 - 13:38

Track Rating: Soft 5, Weather: Fine, Rail Position: +9m Entire



BRISBANE RACING CLUB

| Section | Overall | 1400m | 1200m | 1000m | 800m | 600m | 400m | 200m |
|------------------------|--------------------------|--------------------------|--------------------------|--------------------------|--------------------------|--------------------------|--------------------------|--------------------------|
| Section Times | 1:40.80 [2] (0:17.48) | 1:23.32 [4] (0:11.92) | 1:11.40 [4] (0:12.08) | 0:59.32 [4] (0:12.55) | 0:46.77 [4] (0:12.22) | 0:34.55 [4] (0:11.44) | 0:23.11 [3] (0:11.34) | 0:11.77 [2] (0:11.77) |
| Average Speed [km/h] | 51.2 | 60.1 | 59.3 | 57.4 | 58.9 | 62.4 | 63.1 | 61.3 |
| Top Speed [km/h] | 62.1 | 61.4 | 61.0 | 58.3 | 62.0 | 64.1 | 64.4 | 63.7 |
| Avg. Dist. to Rail [m] | 2.3 | 1.5 | 0.2 | 0.2 | 0.5 | 1.6 | 0.7 | 0.9 |
| Avg. Stride Freq. [Hz] | 2.4 | 2.3 | 2.3 | 2.2 | 2.3 | 2.3 | 2.4 | 2.4 |
| Avg. Stride Length [m] | 6.0 | 7.1 | 7.2 | 7.2 | 7.2 | 7.4 | 7.4 | 7.2 |



- [] Ranking at each section and finish
- .-.- No data available at this section
- NA No data available



| | |
|--------------------------------|----------------|
| Horse/Jockey Name | Mascaret |
| Final Rank | 3 |
| Fastest Section Time (Section) | 0:11.14 (400m) |
| Top Speed [km/h] (Section) | 65.3 (400m) |
| Race State | Finished |



Doomben QLD Professional
Race 3: SKY RACING Class 3 Handicap - 1650m

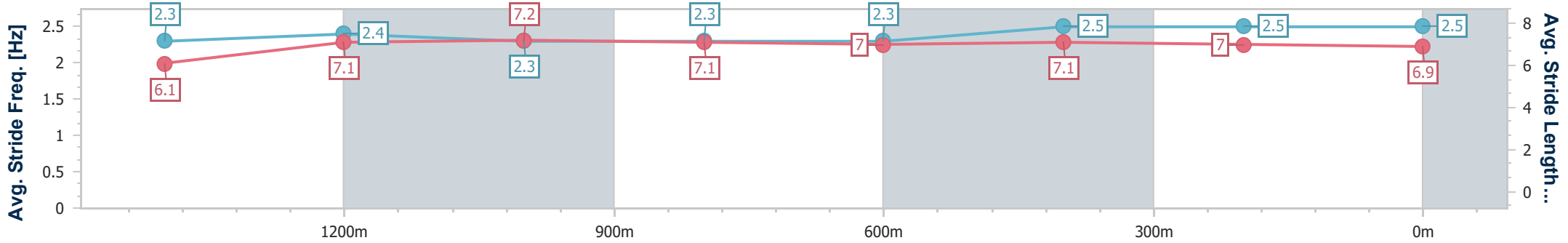
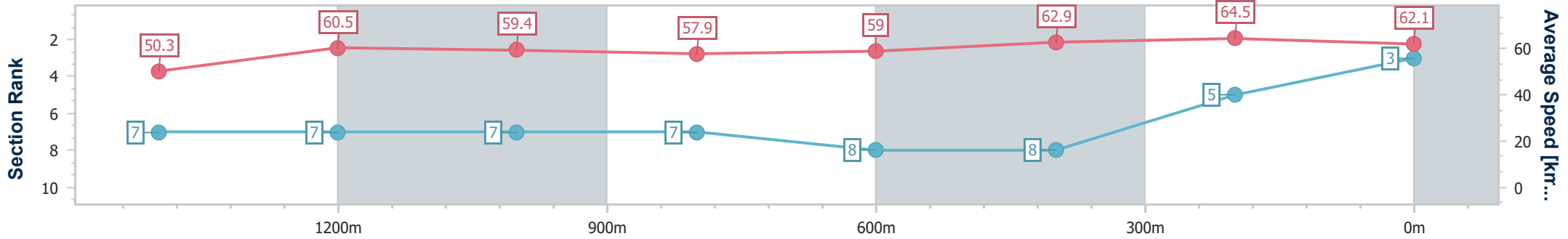
06 March 2024 - 13:38

Track Rating: Soft 5, Weather: Fine, Rail Position: +9m Entire



BRISBANE
RACING CLUB

| Section | Overall | 1400m | 1200m | 1000m | 800m | 600m | 400m | 200m | | | | | |
|------------------------|--------------------------|--------------------------|--------------------------|--------------------------|--------------------------|--------------------------|--------------------------|-------------|--|--|--|--|--|
| Section Times | 1:40.88 [3] (0:17.89) | 1:22.99 [7] (0:11.86) | 1:11.13 [7] (0:12.11) | 0:59.02 [7] (0:12.48) | 0:46.54 [7] (0:12.27) | 0:34.27 [8] (0:11.48) | 0:22.79 [8] (0:11.14) | 0:11.65 [5] | | | | | |
| Average Speed [km/h] | 50.3 | 60.5 | 59.4 | 57.9 | 59.0 | 62.9 | 64.5 | 62.1 | | | | | |
| Top Speed [km/h] | 62.7 | 61.5 | 60.3 | 59.1 | 61.3 | 63.8 | 65.3 | 65.1 | | | | | |
| Avg. Dist. to Rail [m] | 2.0 | 0.5 | 0.5 | 0.9 | 1.0 | 0.3 | 1.5 | 2.1 | | | | | |
| Avg. Stride Freq. [Hz] | 2.3 | 2.4 | 2.3 | 2.3 | 2.3 | 2.5 | 2.5 | 2.5 | | | | | |
| Avg. Stride Length [m] | 6.1 | 7.1 | 7.2 | 7.1 | 7.0 | 7.1 | 7.0 | 6.9 | | | | | |



- [] Ranking at each section and finish
- .-.- No data available at this section
- NA No data available



| | |
|--------------------------------|----------------|
| Horse/Jockey Name | Veandechance |
| Final Rank | 4 |
| Fastest Section Time (Section) | 0:11.01 (400m) |
| Top Speed [km/h] (Section) | 66.7 (400m) |
| Race State | Finished |



Doomben QLD Professional

Race 3: SKY RACING Class 3 Handicap - 1650m

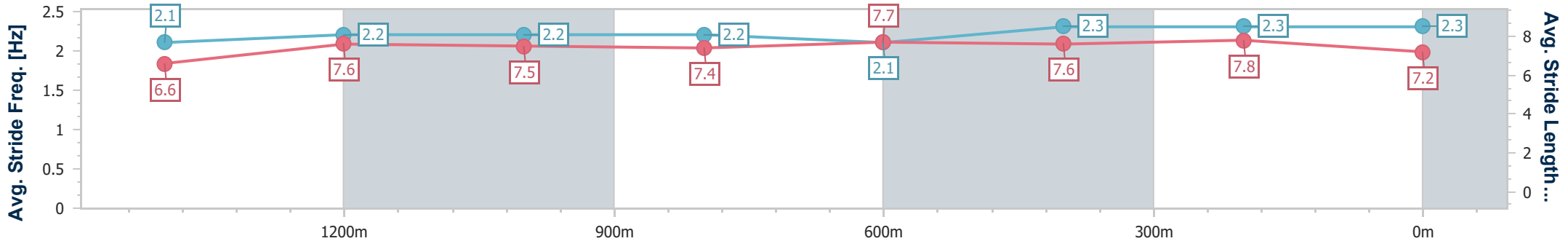
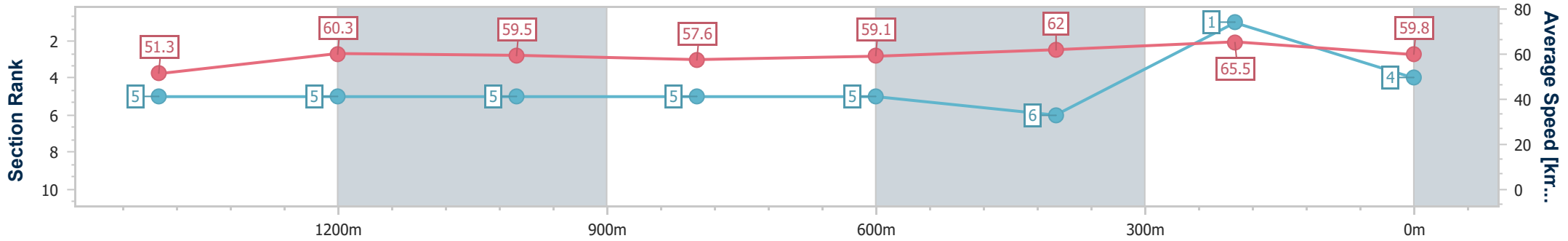
06 March 2024 - 13:38

Track Rating: Soft 5, Weather: Fine, Rail Position: +9m Entire



BRISBANE RACING CLUB

| Section | Overall | 1400m | 1200m | 1000m | 800m | 600m | 400m | 200m |
|------------------------|--------------------------|--------------------------|--------------------------|--------------------------|--------------------------|--------------------------|--------------------------|--------------------------|
| Section Times | 1:41.08 [4] (0:17.55) | 1:23.53 [5] (0:11.94) | 1:11.59 [5] (0:12.13) | 0:59.46 [5] (0:12.53) | 0:46.93 [5] (0:12.27) | 0:34.66 [5] (0:11.59) | 0:23.07 [6] (0:11.01) | 0:12.06 [1] (0:12.06) |
| Average Speed [km/h] | 51.3 | 60.3 | 59.5 | 57.6 | 59.1 | 62.0 | 65.5 | 59.8 |
| Top Speed [km/h] | 63.4 | 61.6 | 60.1 | 58.7 | 61.8 | 65.0 | 66.7 | 64.8 |
| Avg. Dist. to Rail [m] | 0.4 | 0.7 | 1.6 | 1.6 | 0.8 | 0.3 | 2.6 | 3.4 |
| Avg. Stride Freq. [Hz] | 2.1 | 2.2 | 2.2 | 2.2 | 2.1 | 2.3 | 2.3 | 2.3 |
| Avg. Stride Length [m] | 6.6 | 7.6 | 7.5 | 7.4 | 7.7 | 7.6 | 7.8 | 7.2 |



- [] Ranking at each section and finish
- .-.- No data available at this section
- NA No data available



| | |
|--------------------------------|----------------|
| Horse/Jockey Name | Ella Te Ama |
| Final Rank | 5 |
| Fastest Section Time (Section) | 0:11.26 (400m) |
| Top Speed [km/h] (Section) | 66.4 (400m) |
| Race State | Finished |



Doomben QLD Professional

Race 3: SKY RACING Class 3 Handicap - 1650m

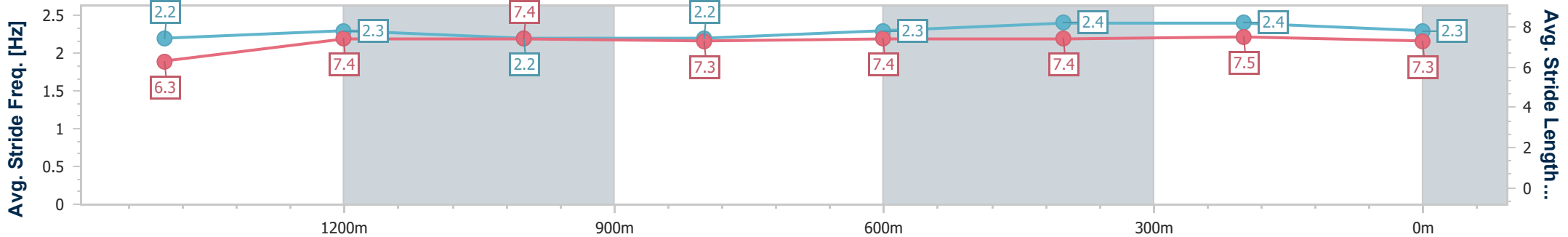
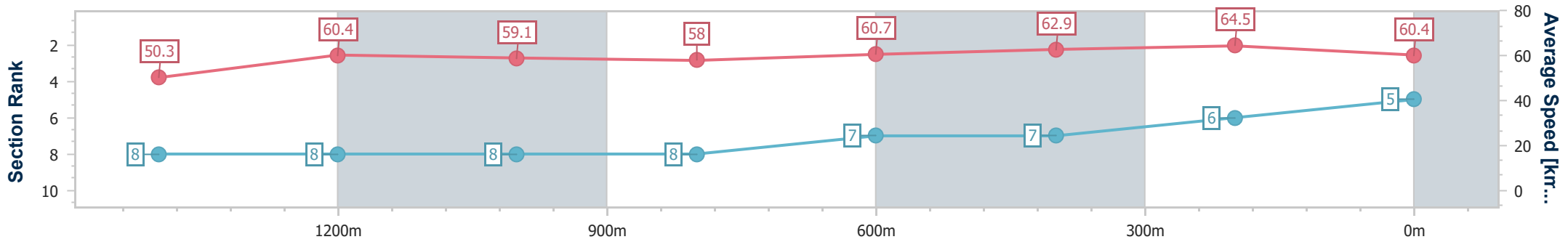
06 March 2024 - 13:38

Track Rating: Soft 5, Weather: Fine, Rail Position: +9m Entire



BRISBANE RACING CLUB

| Section | Overall | 1400m | 1200m | 1000m | 800m | 600m | 400m | 200m |
|------------------------|--------------------------|--------------------------|--------------------------|--------------------------|--------------------------|--------------------------|--------------------------|--------------------------|
| Section Times | 1:41.19 [5] (0:17.92) | 1:23.27 [8] (0:11.91) | 1:11.36 [8] (0:12.22) | 0:59.14 [8] (0:12.43) | 0:46.71 [8] (0:12.02) | 0:34.69 [7] (0:11.53) | 0:23.16 [7] (0:11.26) | 0:11.90 [6] (0:11.90) |
| Average Speed [km/h] | 50.3 | 60.4 | 59.1 | 58.0 | 60.7 | 62.9 | 64.5 | 60.4 |
| Top Speed [km/h] | 62.4 | 61.9 | 60.1 | 60.0 | 61.3 | 64.6 | 66.4 | 63.6 |
| Avg. Dist. to Rail [m] | 3.3 | 0.3 | 1.6 | 1.8 | 2.0 | 1.8 | 3.8 | 4.5 |
| Avg. Stride Freq. [Hz] | 2.2 | 2.3 | 2.2 | 2.2 | 2.3 | 2.4 | 2.4 | 2.3 |
| Avg. Stride Length [m] | 6.3 | 7.4 | 7.4 | 7.3 | 7.4 | 7.4 | 7.5 | 7.3 |



- [] Ranking at each section and finish
- .-.- No data available at this section
- NA No data available



| | |
|--------------------------------|----------------|
| Horse/Jockey Name | Never Island |
| Final Rank | 6 |
| Fastest Section Time (Section) | 0:11.44 (400m) |
| Top Speed [km/h] (Section) | 64.0 (400m) |
| Race State | Finished |



Doomben QLD Professional

Race 3: SKY RACING Class 3 Handicap - 1650m

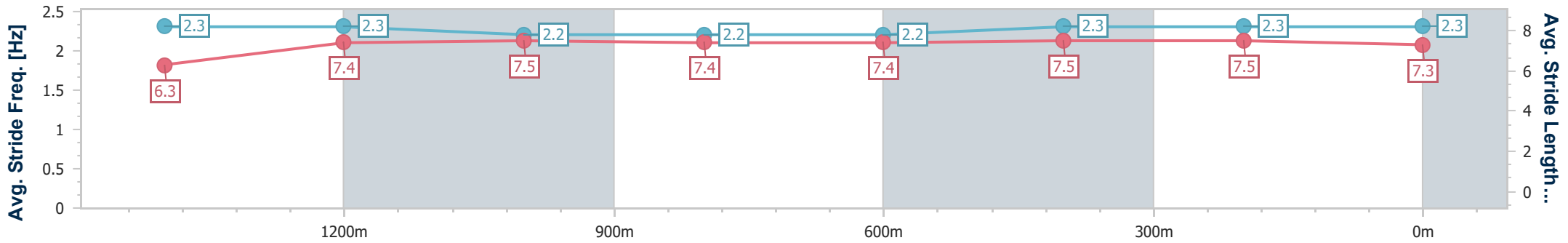
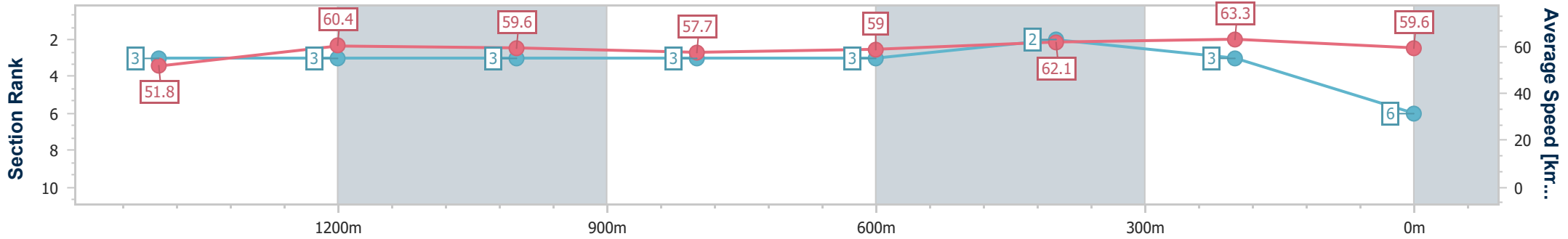
06 March 2024 - 13:38

Track Rating: Soft 5, Weather: Fine, Rail Position: +9m Entire



BRISBANE RACING CLUB

| Section | Overall | 1400m | 1200m | 1000m | 800m | 600m | 400m | 200m | | | | | |
|------------------------|--------------------------|--------------------------|--------------------------|--------------------------|--------------------------|--------------------------|--------------------------|--------------------------|--|--|--|--|--|
| Section Times | 1:41.20 [6] (0:17.34) | 1:23.86 [3] (0:11.84) | 1:12.02 [3] (0:12.12) | 0:59.90 [3] (0:12.43) | 0:47.47 [3] (0:12.27) | 0:35.20 [3] (0:11.68) | 0:23.52 [2] (0:11.44) | 0:12.08 [3] (0:12.08) | | | | | |
| Average Speed [km/h] | 51.8 | 60.4 | 59.6 | 57.7 | 59.0 | 62.1 | 63.3 | 59.6 | | | | | |
| Top Speed [km/h] | 61.9 | 61.4 | 60.6 | 58.7 | 62.3 | 63.1 | 64.0 | 62.5 | | | | | |
| Avg. Dist. to Rail [m] | 1.4 | 1.0 | 0.4 | 0.3 | 0.7 | 1.9 | 3.3 | 3.5 | | | | | |
| Avg. Stride Freq. [Hz] | 2.3 | 2.3 | 2.2 | 2.2 | 2.2 | 2.3 | 2.3 | 2.3 | | | | | |
| Avg. Stride Length [m] | 6.3 | 7.4 | 7.5 | 7.4 | 7.4 | 7.5 | 7.5 | 7.3 | | | | | |



- [] Ranking at each section and finish
- .-.- No data available at this section
- NA No data available



| | |
|--------------------------------|----------------|
| Horse/Jockey Name | Vancity |
| Final Rank | 7 |
| Fastest Section Time (Section) | 0:11.32 (400m) |
| Top Speed [km/h] (Section) | 64.7 (400m) |
| Race State | Finished |



Doomben QLD Professional
Race 3: SKY RACING Class 3 Handicap - 1650m

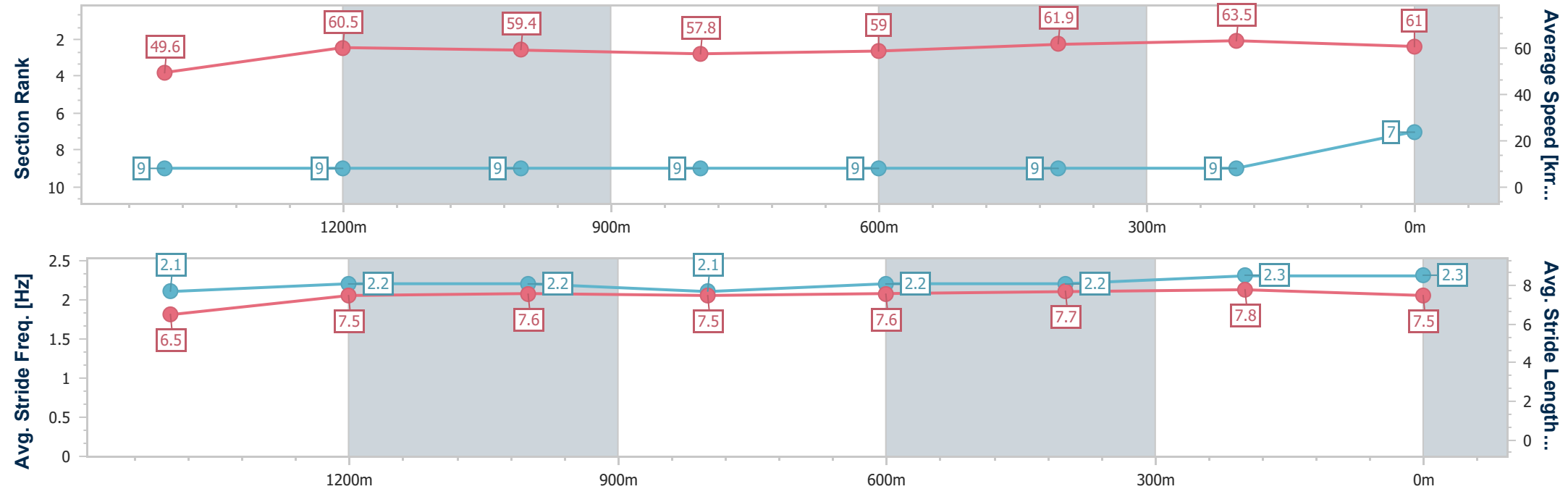
06 March 2024 - 13:38

Track Rating: Soft 5, Weather: Fine, Rail Position: +9m Entire



BRISBANE
RACING CLUB

| Section | Overall | 1400m | 1200m | 1000m | 800m | 600m | 400m | 200m | | | | | |
|------------------------|--------------------------|--------------------------|--------------------------|--------------------------|--------------------------|--------------------------|--------------------------|--------------------------|--|--|--|--|--|
| Section Times | 1:41.45 [7] (0:18.10) | 1:23.35 [9] (0:11.82) | 1:11.53 [9] (0:12.13) | 0:59.40 [9] (0:12.43) | 0:46.97 [9] (0:12.26) | 0:34.71 [9] (0:11.57) | 0:23.14 [9] (0:11.32) | 0:11.82 [9] (0:11.82) | | | | | |
| Average Speed [km/h] | 49.6 | 60.5 | 59.4 | 57.8 | 59.0 | 61.9 | 63.5 | 61.0 | | | | | |
| Top Speed [km/h] | 61.3 | 61.5 | 60.0 | 58.8 | 60.6 | 62.6 | 64.7 | 63.7 | | | | | |
| Avg. Dist. to Rail [m] | 1.2 | 0.9 | 0.5 | 0.6 | 0.3 | 0.6 | 2.6 | 5.2 | | | | | |
| Avg. Stride Freq. [Hz] | 2.1 | 2.2 | 2.2 | 2.1 | 2.2 | 2.2 | 2.3 | 2.3 | | | | | |
| Avg. Stride Length [m] | 6.5 | 7.5 | 7.6 | 7.5 | 7.6 | 7.7 | 7.8 | 7.5 | | | | | |



- [] Ranking at each section and finish
- .-.- No data available at this section
- NA No data available



| | |
|--------------------------------|----------------|
| Horse/Jockey Name | Diesel |
| Final Rank | 8 |
| Fastest Section Time (Section) | 0:11.65 (400m) |
| Top Speed [km/h] (Section) | 67.0 (Overall) |
| Race State | Finished |



Doomben QLD Professional
Race 3: SKY RACING Class 3 Handicap - 1650m

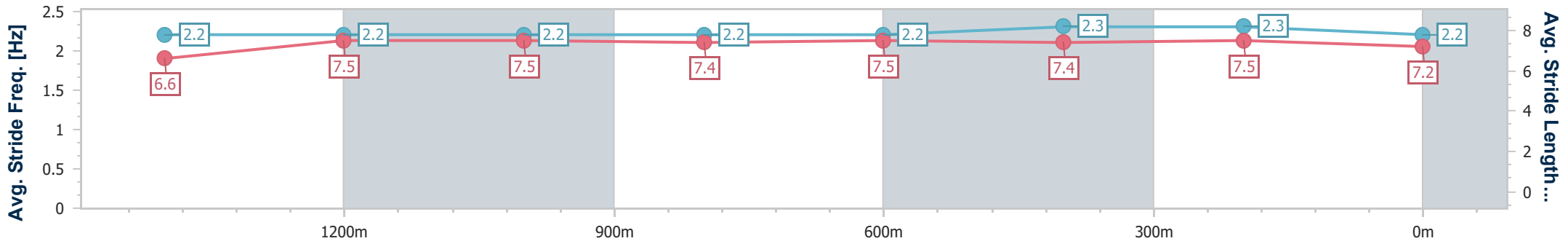
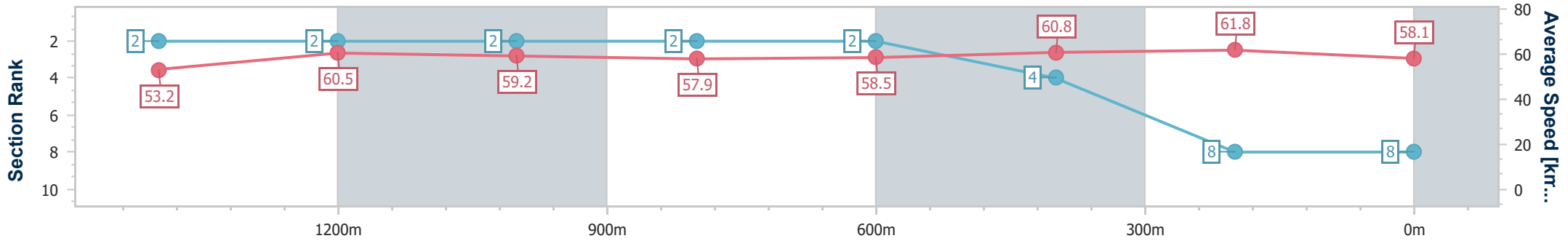
06 March 2024 - 13:38

Track Rating: Soft 5, Weather: Fine, Rail Position: +9m Entire



BRISBANE RACING CLUB

| Section | Overall | 1400m | 1200m | 1000m | 800m | 600m | 400m | 200m |
|------------------------|--------------------------|--------------------------|--------------------------|--------------------------|--------------------------|--------------------------|--------------------------|--------------------------|
| Section Times | 1:41.80 [8] (0:16.95) | 1:24.85 [2] (0:12.00) | 1:12.85 [2] (0:12.17) | 1:00.68 [2] (0:12.46) | 0:48.22 [2] (0:12.37) | 0:35.85 [2] (0:11.81) | 0:24.04 [4] (0:11.65) | 0:12.39 [8] (0:12.39) |
| Average Speed [km/h] | 53.2 | 60.5 | 59.2 | 57.9 | 58.5 | 60.8 | 61.8 | 58.1 |
| Top Speed [km/h] | 67.0 | 62.1 | 60.6 | 59.0 | 60.5 | 61.9 | 63.2 | 61.4 |
| Avg. Dist. to Rail [m] | 2.5 | 1.3 | 2.1 | 1.7 | 0.6 | 0.3 | 0.7 | 0.6 |
| Avg. Stride Freq. [Hz] | 2.2 | 2.2 | 2.2 | 2.2 | 2.2 | 2.3 | 2.3 | 2.2 |
| Avg. Stride Length [m] | 6.6 | 7.5 | 7.5 | 7.4 | 7.5 | 7.4 | 7.5 | 7.2 |



- [] Ranking at each section and finish
- .-.- No data available at this section
- NA No data available



| | |
|--------------------------------|-----------------|
| Horse/Jockey Name | Northern Decree |
| Final Rank | 9 |
| Fastest Section Time (Section) | 0:11.77 (1400m) |
| Top Speed [km/h] (Section) | 66.2 (Overall) |
| Race State | Finished |



Doomben QLD Professional
Race 3: SKY RACING Class 3 Handicap - 1650m

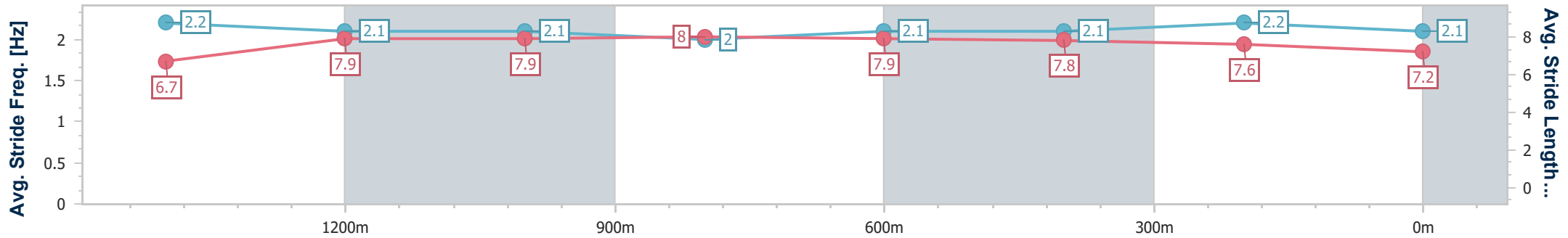
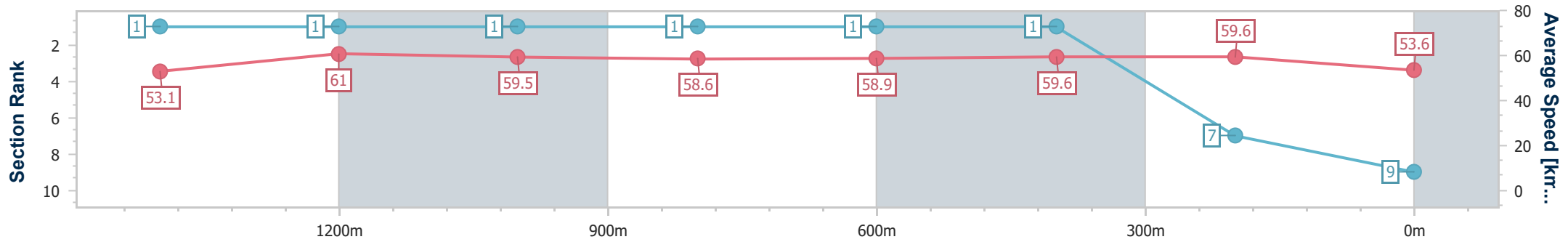
06 March 2024 - 13:38

Track Rating: Soft 5, Weather: Fine, Rail Position: +9m Entire



BRISBANE
RACING CLUB

| Section | Overall | 1400m | 1200m | 1000m | 800m | 600m | 400m | 200m |
|------------------------|--------------------------|--------------------------|--------------------------|--------------------------|--------------------------|--------------------------|--------------------------|--------------------------|
| Section Times | 1:42.83 [9] (0:16.93) | 1:25.90 [1] (0:11.77) | 1:14.13 [1] (0:12.13) | 1:02.00 [1] (0:12.32) | 0:49.68 [1] (0:12.25) | 0:37.43 [1] (0:11.97) | 0:25.46 [1] (0:12.02) | 0:13.44 [7] (0:13.44) |
| Average Speed [km/h] | 53.1 | 61.0 | 59.5 | 58.6 | 58.9 | 59.6 | 59.6 | 53.6 |
| Top Speed [km/h] | 66.2 | 62.8 | 60.6 | 59.2 | 59.5 | 59.9 | 60.6 | 58.0 |
| Avg. Dist. to Rail [m] | 0.8 | 0.2 | 0.5 | 0.6 | 0.3 | 1.0 | 1.6 | 1.2 |
| Avg. Stride Freq. [Hz] | 2.2 | 2.1 | 2.1 | 2.0 | 2.1 | 2.1 | 2.2 | 2.1 |
| Avg. Stride Length [m] | 6.7 | 7.9 | 7.9 | 8.0 | 7.9 | 7.8 | 7.6 | 7.2 |



- [] Ranking at each section and finish
- .-.- No data available at this section
- NA No data available