

Track Rating: Soft 5, Weather: Showers, Rail Position: +6m

Section		Overall	1000m	800m	600m	400m	200m	Last 600m					
Field Times		1:04.36 (0:07.28)	0:57.08 (0:12.03)	0:45.05 (0:12.27)	0:32.78 (0:10.95)	0:21.83 (0:10.56)	0:11.27 (0:11.27)	0:32.78					
Rank	TAB Horse/Jockey	Barrier	Top Speed [km/h]	Fastest Section							Margin	Distance Travelled [m]	
1	2 CRYPTOSTAR Warwick Satherley	2	70.2 400m	0:07.40 Overall	1:04.36 [1] (0:07.40)	0:56.96 [2] (0:11.98)	0:44.98 [2] (0:12.20)	0:32.78 [1] (0:10.95)	0:21.83 [1] (0:10.56)	0:11.27 [1] (0:11.27)	1:04.36	0:32.78	
2	3 CHIMERA MAGIC Ryan Wiggins	3	69.5 400m	0:07.28 Overall	1:04.96 [2] (0:07.28)	0:57.68 [1] (0:12.03)	0:45.65 [1] (0:12.34)	0:33.31 [2] (0:11.01)	0:22.30 [2] (0:10.61)	0:11.69 [2] (0:11.69)	3.49L	0:33.31	-4
3	1 AGE OF AQUARIUS Tasha Chambers	1	69.2 600m	0:07.53 Overall	1:05.05 [3] (0:07.53)	0:57.52 [3] (0:11.97)	0:45.55 [3] (0:12.34)	0:33.21 [3] (0:10.94)	0:22.27 [3] (0:10.87)	0:11.40 [3] (0:11.40)	4.01L	0:33.21	-5
4	4 SIMPLY TINA Adam Sewell	4	69.5 600m	0:07.74 Overall	1:05.71 [4] (0:07.74)	0:57.97 [5] (0:12.05)	0:45.92 [5] (0:12.34)	0:33.58 [5] (0:10.87)	0:22.71 [5] (0:10.81)	0:11.90 [4] (0:11.90)	7.93L	0:33.58	-4
5	6 MISHANI BURN Nathan Thomas	6	67.0 600m	0:07.63 Overall	1:06.25 [5] (0:07.63)	0:58.62 [4] (0:11.94)	0:46.68 [4] (0:12.28)	0:34.40 [4] (0:11.04)	0:23.36 [4] (0:11.37)	0:11.99 [5] (0:11.99)	11.11L	0:34.40	-4
6	5 MISHANI I AM Chris McIver	5	67.5 600m	0:07.92 Overall	1:06.59 [6] (0:07.92)	0:58.67 [6] (0:12.06)	0:46.61 [6] (0:12.23)	0:34.38 [6] (0:11.13)	0:23.25 [6] (0:11.24)	0:12.01 [6] (0:12.01)	13.11L	0:34.38	-3
7	7 MISHANI AMORE Nicole Seymour	7	66.3 600m	0:08.27 Overall	1:06.83 [7] (0:08.27)	0:58.56 [7] (0:11.99)	0:46.57 [7] (0:12.09)	0:34.48 [7] (0:11.14)	0:23.34 [7] (0:11.32)	0:12.02 [7] (0:12.02)	14.53L	0:34.48	-5



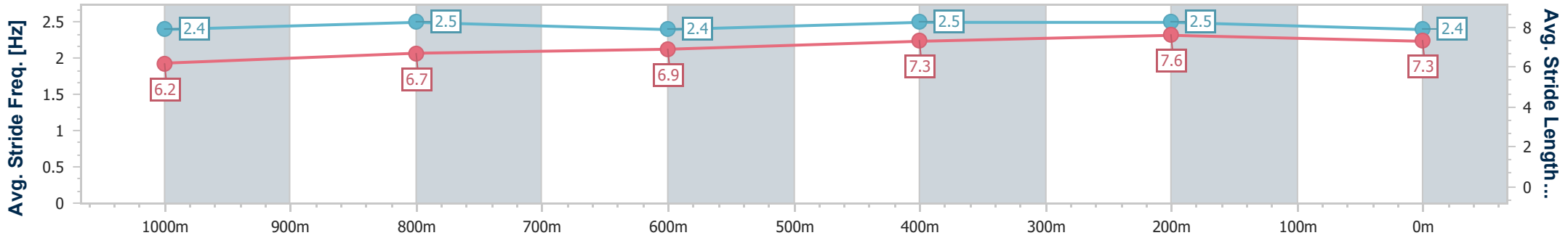
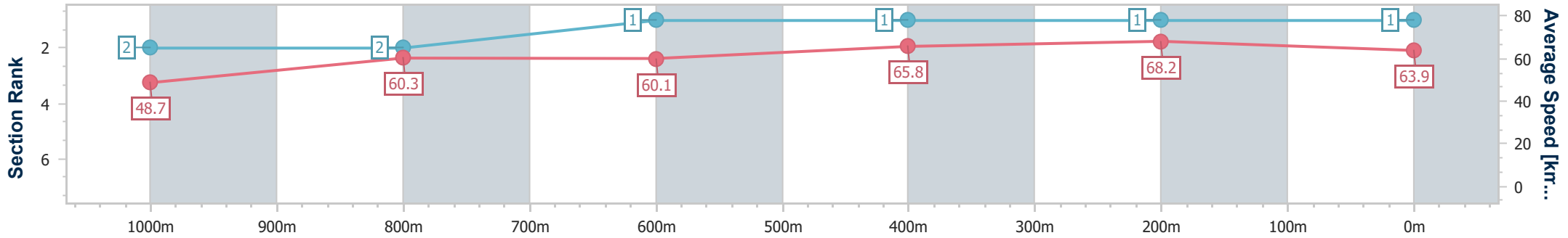
Horse/Jockey Name	Cryptostar
Final Rank	1
Fastest Section Time (Section)	0:07.40 (Overall)
Top Speed [km/h] (Section)	70.2 (400m)
Race State	Finished



Rockhampton QLD Professional
 Race 2: TAB QTIS Two-Year-Old Handicap - 1100m
 16 March 2024 - 13:45
 Track Rating: Soft 5, Weather: Showers, Rail Position: +6m



Section	Overall	1000m	800m	600m	400m	200m
Section Times	1:04.36 [1] (0:07.40)	0:56.96 [2] (0:11.98)	0:44.98 [2] (0:12.20)	0:32.78 [1] (0:10.95)	0:21.83 [1] (0:10.56)	0:11.27 [1] (0:11.27)
Average Speed [km/h]	48.7	60.3	60.1	65.8	68.2	63.9
Top Speed [km/h]	61.7	61.7	61.8	69.6	70.2	67.2
Avg. Dist. to Rail [m]	3.0	0.6	2.3	3.4	3.1	3.6
Avg. Stride Freq. [Hz]	2.4	2.5	2.4	2.5	2.5	2.4
Avg. Stride Length [m]	6.2	6.7	6.9	7.3	7.6	7.3



- [] Ranking at each section and finish
- .-.- No data available at this section
- NA No data available



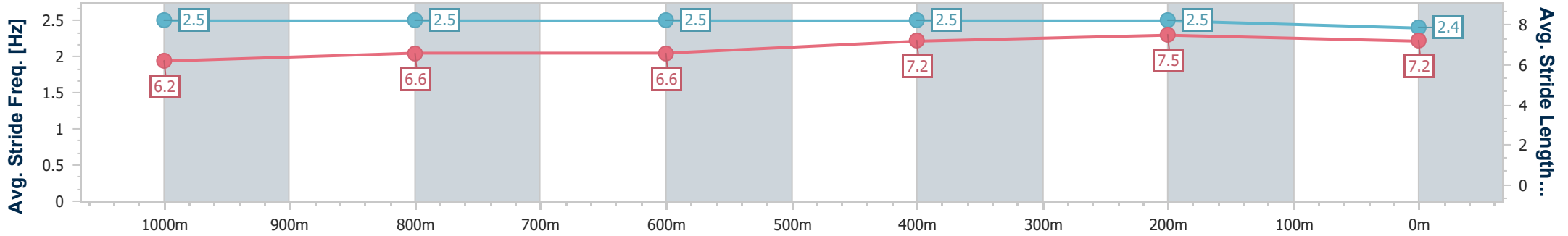
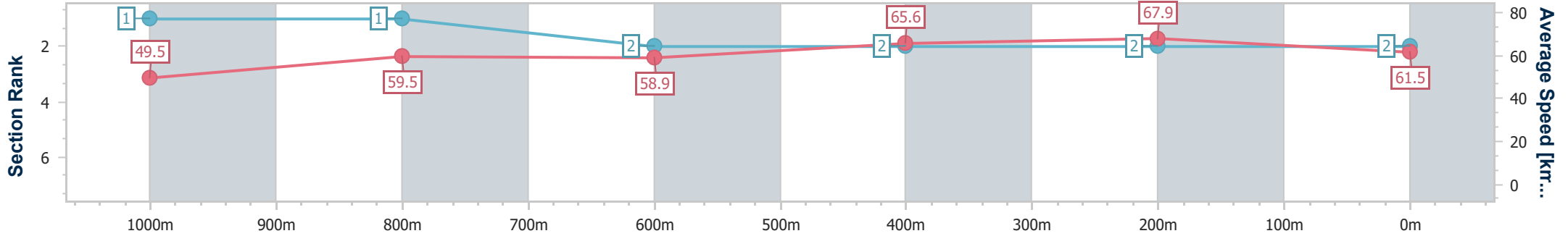
Horse/Jockey Name	Chimera Magic
Final Rank	2
Fastest Section Time (Section)	0:07.28 (Overall)
Top Speed [km/h] (Section)	69.5 (400m)
Race State	Finished



Rockhampton QLD Professional
 Race 2: TAB QTIS Two-Year-Old Handicap - 1100m
 16 March 2024 - 13:45
 Track Rating: Soft 5, Weather: Showers, Rail Position: +6m



Section	Overall	1000m	800m	600m	400m	200m
Section Times	1:04.96 [2] (0:07.28)	0:57.68 [1] (0:12.03)	0:45.65 [1] (0:12.34)	0:33.31 [2] (0:11.01)	0:22.30 [2] (0:10.61)	0:11.69 [2] (0:11.69)
Average Speed [km/h]	49.5	59.5	58.9	65.6	67.9	61.5
Top Speed [km/h]	60.4	61.2	60.5	69.3	69.5	65.7
Avg. Dist. to Rail [m]	0.4	1.1	1.3	2.6	1.7	3.2
Avg. Stride Freq. [Hz]	2.5	2.5	2.5	2.5	2.5	2.4
Avg. Stride Length [m]	6.2	6.6	6.6	7.2	7.5	7.2



- [] Ranking at each section and finish
- .-.- No data available at this section
- NA No data available



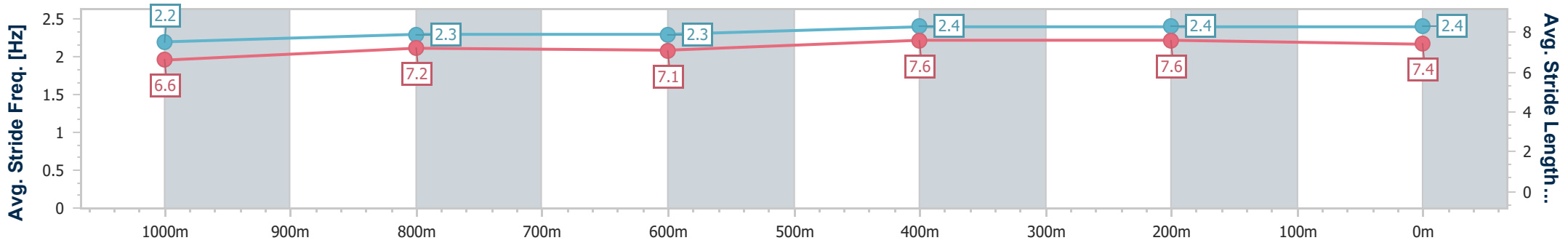
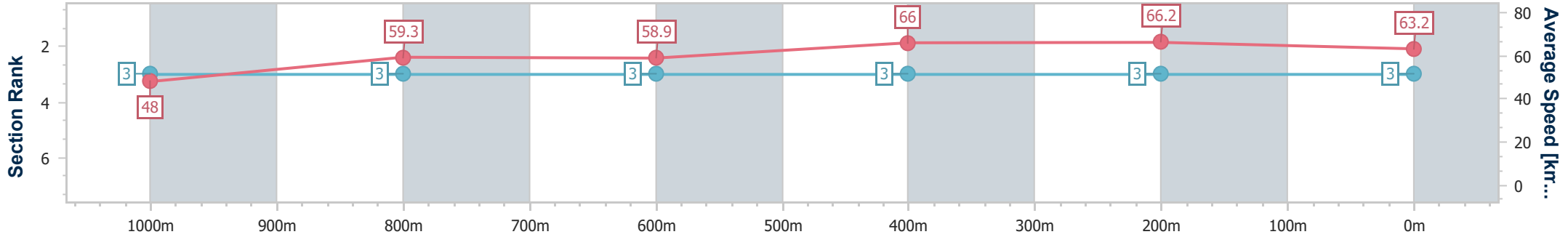
Horse/Jockey Name	Age Of Aquarius
Final Rank	3
Fastest Section Time (Section)	0:07.53 (Overall)
Top Speed [km/h] (Section)	69.2 (600m)
Race State	Finished



Rockhampton QLD Professional
 Race 2: TAB QTIS Two-Year-Old Handicap - 1100m
 16 March 2024 - 13:45
 Track Rating: Soft 5, Weather: Showers, Rail Position: +6m



Section	Overall	1000m	800m	600m	400m	200m
Section Times	1:05.05 [3] (0:07.53)	0:57.52 [3] (0:11.97)	0:45.55 [3] (0:12.34)	0:33.21 [3] (0:10.94)	0:22.27 [3] (0:10.87)	0:11.40 [3] (0:11.40)
Average Speed [km/h]	48.0	59.3	58.9	66.0	66.2	63.2
Top Speed [km/h]	59.6	61.3	60.4	69.2	69.0	66.6
Avg. Dist. to Rail [m]	1.6	1.9	1.5	4.6	4.2	5.8
Avg. Stride Freq. [Hz]	2.2	2.3	2.3	2.4	2.4	2.4
Avg. Stride Length [m]	6.6	7.2	7.1	7.6	7.6	7.4



- [] Ranking at each section and finish
- .-.- No data available at this section
- NA No data available



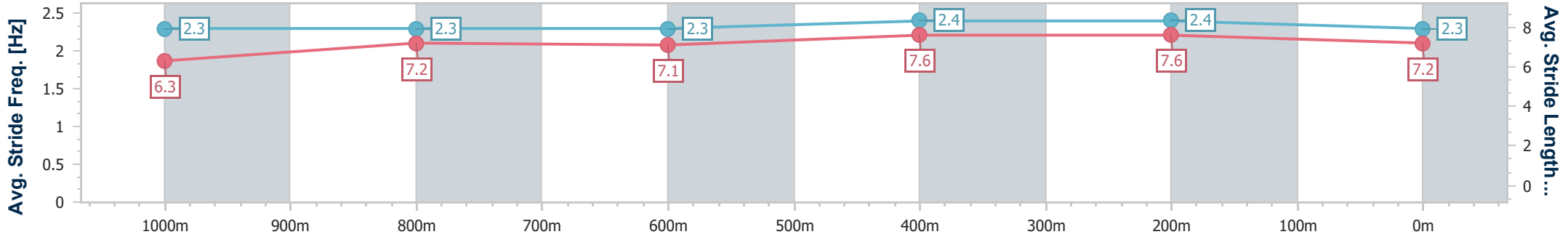
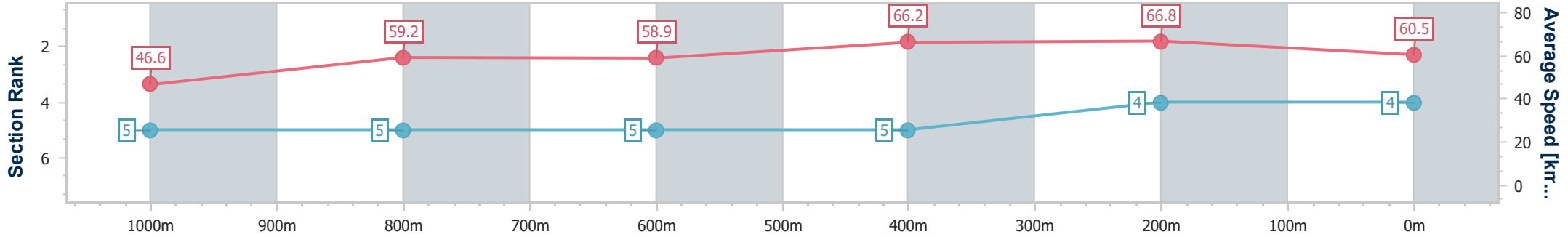
Horse/Jockey Name	Simply Tina
Final Rank	4
Fastest Section Time (Section)	0:07.74 (Overall)
Top Speed [km/h] (Section)	69.5 (600m)
Race State	Finished



Rockhampton QLD Professional
 Race 2: TAB QTIS Two-Year-Old Handicap - 1100m
 16 March 2024 - 13:45
 Track Rating: Soft 5, Weather: Showers, Rail Position: +6m



Section	Overall	1000m	800m	600m	400m	200m
Section Times	1:05.71 [4] (0:07.74)	0:57.97 [5] (0:12.05)	0:45.92 [5] (0:12.34)	0:33.58 [5] (0:10.87)	0:22.71 [5] (0:10.81)	0:11.90 [4] (0:11.90)
Average Speed [km/h]	46.6	59.2	58.9	66.2	66.8	60.5
Top Speed [km/h]	59.3	60.6	60.9	69.5	69.2	64.4
Avg. Dist. to Rail [m]	0.5	1.6	1.5	2.6	2.8	2.6
Avg. Stride Freq. [Hz]	2.3	2.3	2.3	2.4	2.4	2.3
Avg. Stride Length [m]	6.3	7.2	7.1	7.6	7.6	7.2



- [] Ranking at each section and finish
- .-.- No data available at this section
- NA No data available



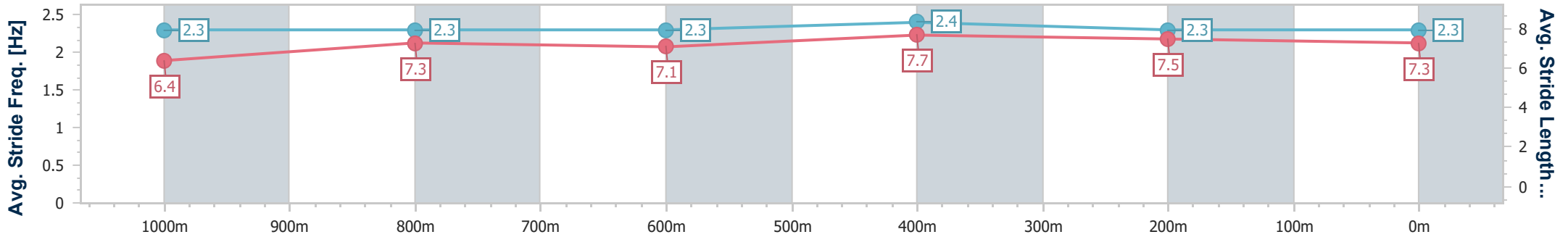
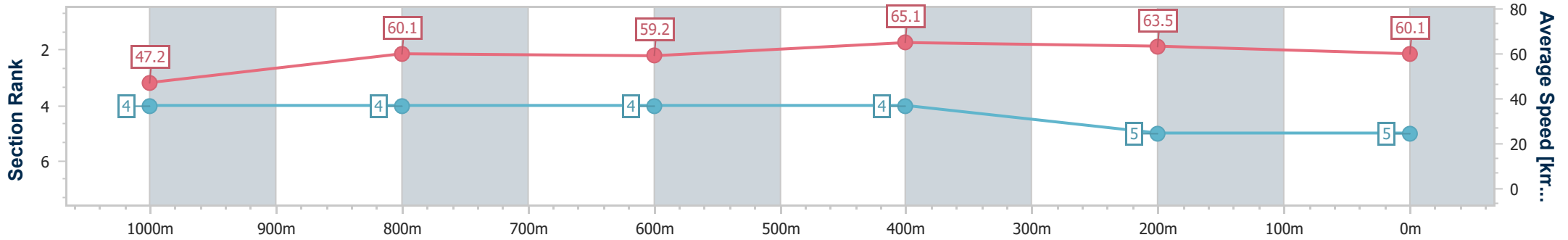
Horse/Jockey Name	Mishani Burn
Final Rank	5
Fastest Section Time (Section)	0:07.63 (Overall)
Top Speed [km/h] (Section)	67.0 (600m)
Race State	Finished



Rockhampton QLD Professional
 Race 2: TAB QTIS Two-Year-Old Handicap - 1100m
 16 March 2024 - 13:45
 Track Rating: Soft 5, Weather: Showers, Rail Position: +6m



Section	Overall	1000m	800m	600m	400m	200m
Section Times	1:06.25 [5] (0:07.63)	0:58.62 [4] (0:11.94)	0:46.68 [4] (0:12.28)	0:34.40 [4] (0:11.04)	0:23.36 [4] (0:11.37)	0:11.99 [5] (0:11.99)
Average Speed [km/h]	47.2	60.1	59.2	65.1	63.5	60.1
Top Speed [km/h]	60.5	60.8	61.4	67.0	66.0	63.3
Avg. Dist. to Rail [m]	1.5	0.7	1.4	4.4	4.5	4.6
Avg. Stride Freq. [Hz]	2.3	2.3	2.3	2.4	2.3	2.3
Avg. Stride Length [m]	6.4	7.3	7.1	7.7	7.5	7.3



- [] Ranking at each section and finish
- .-.- No data available at this section
- NA No data available



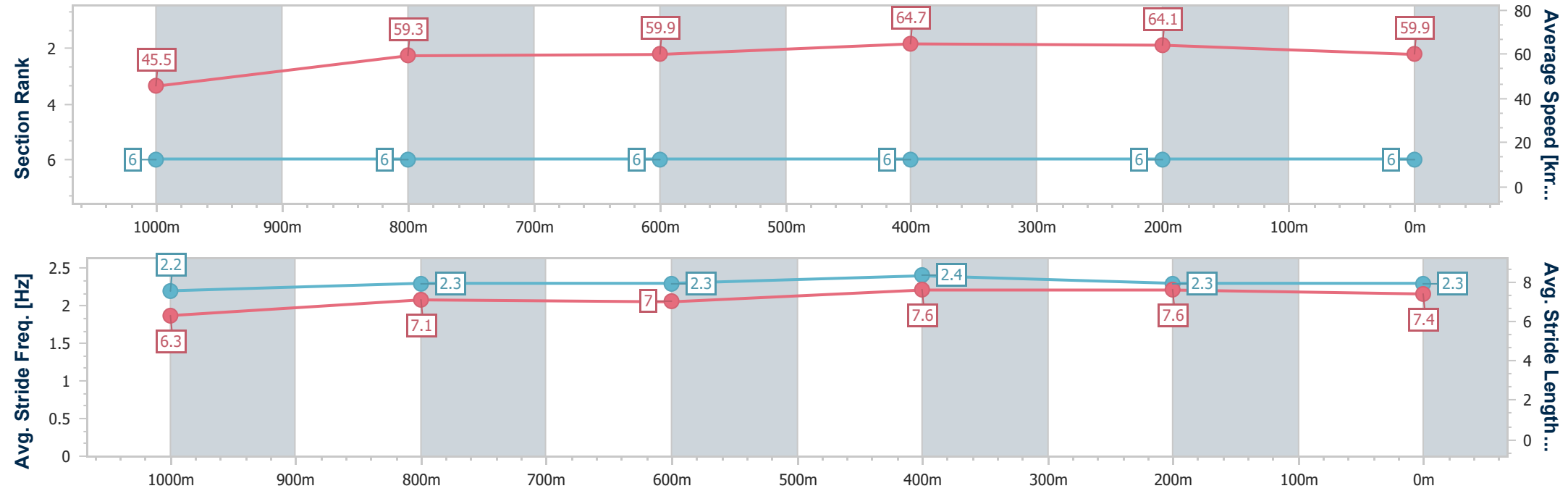
Horse/Jockey Name	Mishani I Am
Final Rank	6
Fastest Section Time (Section)	0:07.92 (Overall)
Top Speed [km/h] (Section)	67.5 (600m)
Race State	Finished



Rockhampton QLD Professional
 Race 2: TAB QTIS Two-Year-Old Handicap - 1100m
 16 March 2024 - 13:45
 Track Rating: Soft 5, Weather: Showers, Rail Position: +6m



Section	Overall	1000m	800m	600m	400m	200m
Section Times	1:06.59 [6] (0:07.92)	0:58.67 [6] (0:12.06)	0:46.61 [6] (0:12.23)	0:34.38 [6] (0:11.13)	0:23.25 [6] (0:11.24)	0:12.01 [6] (0:12.01)
Average Speed [km/h]	45.5	59.3	59.9	64.7	64.1	59.9
Top Speed [km/h]	59.6	61.0	62.5	67.5	66.9	62.7
Avg. Dist. to Rail [m]	2.7	1.1	1.9	5.2	4.6	4.7
Avg. Stride Freq. [Hz]	2.2	2.3	2.3	2.4	2.3	2.3
Avg. Stride Length [m]	6.3	7.1	7.0	7.6	7.6	7.4



- [] Ranking at each section and finish
- .-.- No data available at this section
- NA No data available



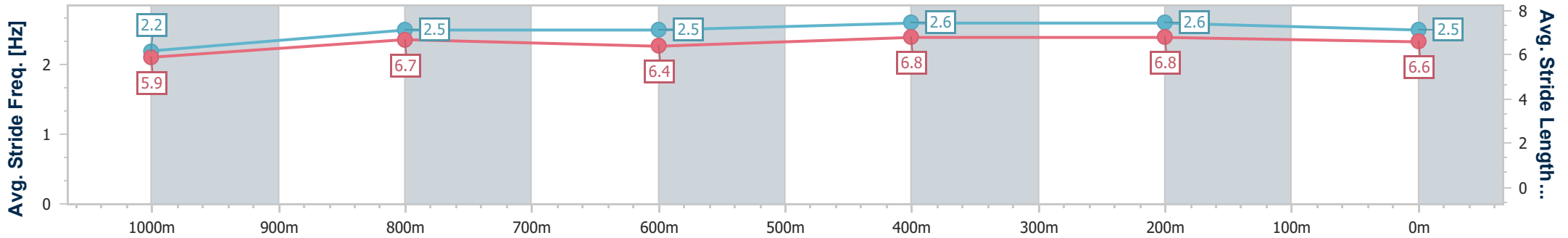
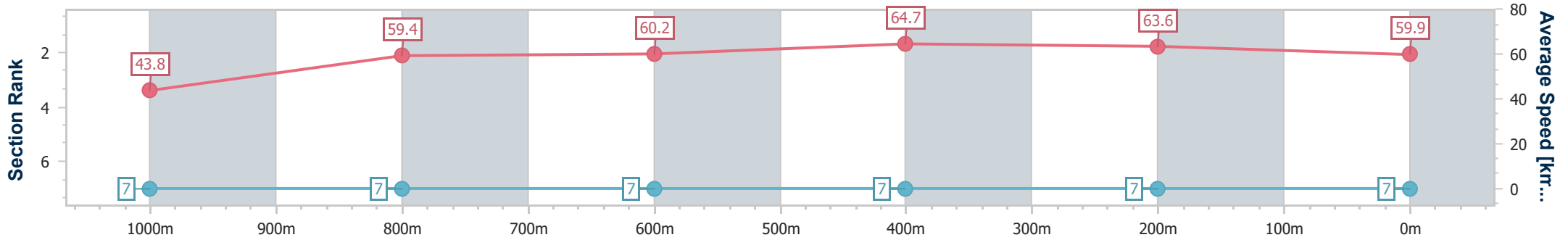
Horse/Jockey Name	Mishani Amore
Final Rank	7
Fastest Section Time (Section)	0:08.27 (Overall)
Top Speed [km/h] (Section)	66.3 (600m)
Race State	Finished



Rockhampton QLD Professional
 Race 2: TAB QTIS Two-Year-Old Handicap - 1100m
 16 March 2024 - 13:45
 Track Rating: Soft 5, Weather: Showers, Rail Position: +6m



Section	Overall	1000m	800m	600m	400m	200m
Section Times	1:06.83 [7] (0:08.27)	0:58.56 [7] (0:11.99)	0:46.57 [7] (0:12.09)	0:34.48 [7] (0:11.14)	0:23.34 [7] (0:11.32)	0:12.02 [7] (0:12.02)
Average Speed [km/h]	43.8	59.4	60.2	64.7	63.6	59.9
Top Speed [km/h]	57.8	60.3	61.7	66.3	65.7	62.8
Avg. Dist. to Rail [m]	4.5	1.5	1.5	6.0	6.9	5.6
Avg. Stride Freq. [Hz]	2.2	2.5	2.5	2.6	2.6	2.5
Avg. Stride Length [m]	5.9	6.7	6.4	6.8	6.8	6.6



- [] Ranking at each section and finish
- .-.- No data available at this section
- NA No data available