



## Townsville QLD Professional

### Race 3: BECOME A CLUDEN PARK MEMBER TODAY BENCHMARK 58

#### Handicap - 1609m

22 March 2024 - 14:08



Track Rating: Good 4, Weather: Fine, Rail Position: +2.0m 1000m-W.P: +0.5 Remainder

Section		Overall	1400m	1200m	1000m	800m	600m	400m	Last 600m				
Field Times		1:37.87 (0:15.06)	1:22.81 (0:11.91)	1:10.90 (0:11.74)	0:59.16 (0:11.95)	0:47.21 (0:11.47)	0:35.74 (0:11.27)	0:24.47 (0:11.62)	0:35.74				
Rank	TAB Horse/Jockey	Barrier	Top Speed [km/h]	Fastest Section	Distance Travelled [m]								
1	4 <b>COOLMEANS</b> Frank Edwards	4	64.4 600m	0:11.32 600m	1:37.87 [1] (0:15.27)	1:22.60 [2] (0:11.90)	1:10.70 [2] (0:11.79)	0:58.91 [4] (0:11.98)	0:46.93 [4] (0:11.44)	0:35.49 [4] (0:11.32)	0:24.17 [4] (0:11.68)	0:35.49	
2	6 <b>CONQUERING JUDAS</b> Lacey Morrison	6	64.1 800m	0:11.33 600m	1:37.88 [2] (0:15.88)	1:22.00 [9] (0:11.95)	1:10.05 [8] (0:11.75)	0:58.30 [7] (0:11.86)	0:46.44 [8] (0:11.42)	0:35.02 [9] (0:11.33)	0:23.69 [9] (0:11.54)	0:35.02	-4
3	9 <b>ENTERPRISE PHOENIX</b> Jason Taylor	9	64.7 600m	0:11.31 600m	1:37.90 [3] (0:15.44)	1:22.46 [4] (0:11.77)	1:10.69 [3] (0:11.74)	0:58.95 [3] (0:11.81)	0:47.14 [2] (0:11.48)	0:35.66 [2] (0:11.31)	0:24.35 [2] (0:11.71)	0:35.66	-2
4	7 <b>SPECIALTIE</b> Ryan Wiggins	7	64.4 600m	0:11.27 600m	1:37.98 [4] (0:15.06)	1:22.92 [1] (0:11.91)	1:11.01 [1] (0:11.74)	0:59.27 [1] (0:11.95)	0:47.32 [1] (0:11.47)	0:35.85 [1] (0:11.27)	0:24.58 [1] (0:11.62)	0:35.85	-4
5	11 <b>SHADOW ECLIPSE</b> Adrian Layt	11	64.6 600m	0:11.34 600m	1:38.12 [5] (0:15.31)	1:22.81 [3] (0:11.98)	1:10.83 [4] (0:11.65)	0:59.18 [2] (0:11.90)	0:47.28 [3] (0:11.51)	0:35.77 [3] (0:11.34)	0:24.43 [3] (0:11.78)	0:35.77	-5
6	5 <b>SACRED LEGACY</b> Chris Whiteley	5	64.6 600m	0:11.22 600m	1:38.28 [6] (0:15.55)	1:22.73 [6] (0:11.98)	1:10.75 [5] (0:11.67)	0:59.08 [5] (0:12.01)	0:47.07 [5] (0:11.44)	0:35.63 [6] (0:11.22)	0:24.41 [6] (0:11.66)	0:35.63	-1
7	2 <b>MONASTERY</b> Lachlan Overall	2	65.5 800m	0:11.21 800m	1:38.32 [7] (0:15.73)	1:22.59 [7] (0:12.08)	1:10.51 [7] (0:11.82)	0:58.69 [8] (0:11.69)	0:47.00 [7] (0:11.21)	0:35.79 [5] (0:11.32)	0:24.47 [5] (0:11.92)	0:35.79	-2
8	10 <b>PLUCKERCARN</b> Isabella Teh	10	64.2 600m	0:11.27 600m	1:38.48 [8] (0:15.52)	1:22.96 [5] (0:12.07)	1:10.89 [6] (0:11.77)	0:59.12 [6] (0:11.85)	0:47.27 [6] (0:11.46)	0:35.81 [7] (0:11.27)	0:24.54 [7] (0:11.68)	0:35.81	-8
9	12 <b>RUN RAMPANT</b> Adam Spinks	12	64.2 800m	0:11.33 600m	1:39.04 [9] (0:15.76)	1:23.28 [8] (0:12.21)	1:11.07 [9] (0:11.75)	0:59.32 [9] (0:11.76)	0:47.56 [9] (0:11.35)	0:36.21 [8] (0:11.33)	0:24.88 [8] (0:11.88)	0:36.21	-5

Scratched: Four Mile Lane (#3), Altar Boy (#8), Single Honor (#1)



**Townsville QLD Professional**  
**Race 3: BECOME A CLUDEN PARK MEMBER TODAY BENCHMARK 58**  
**Handicap - 1609m**  
**22 March 2024 - 14:08**



Track Rating: Good 4, Weather: Fine, Rail Position: +2.0m 1000m-W.P: +0.5 Remainder

Section				200m				Last 600m	
Field Times				0:12.85 (0:12.85)				0:35.74	
Rank	TAB	Horse/Jockey	Barrier	Top Speed [km/h]	Fastest Section	Margin			Distance Travelled [m]
1	4	<b>COOLMEANS</b> Frank Edwards	4	64.4 600m	0:11.32 600m	0:12.49 [3] (0:12.49)	1:37.87		0:35.49
2	6	<b>CONQUERING JUDAS</b> Lacey Morrison	6	64.1 800m	0:11.33 600m	0:12.15 [7] (0:12.15)	0.09L		0:35.02 -4
3	9	<b>ENTERPRISE PHOENIX</b> Jason Taylor	9	64.7 600m	0:11.31 600m	0:12.64 [2] (0:12.64)	0.19L		0:35.66 -2
4	7	<b>SPECIALTIE</b> Ryan Wiggins	7	64.4 600m	0:11.27 600m	0:12.96 [1] (0:12.96)	0.7L		0:35.85 -4
5	11	<b>SHADOW ECLIPSE</b> Adrian Layt	11	64.6 600m	0:11.34 600m	0:12.65 [4] (0:12.65)	1.51L		0:35.77 -5
6	5	<b>SACRED LEGACY</b> Chris Whiteley	5	64.6 600m	0:11.22 600m	0:12.75 [5] (0:12.75)	2.42L		0:35.63 -1
7	2	<b>MONASTERY</b> Lachlan Overall	2	65.5 800m	0:11.21 800m	0:12.55 [8] (0:12.55)	2.68L		0:35.79 -2
8	10	<b>PLUCKERCARN</b> Isabella Teh	10	64.2 600m	0:11.27 600m	0:12.86 [6] (0:12.86)	3.63L		0:35.81 -8
9	12	<b>RUN RAMPANT</b> Adam Spinks	12	64.2 800m	0:11.33 600m	0:13.00 [9] (0:13.00)	6.9L		0:36.21 -5

Scratched: Four Mile Lane (#3), Altar Boy (#8), Single Honor (#1)

[ ] Ranking at each section and finish  
 -:-:- No data available at this section  
 NA No data available

SCN Saddle cloth number  
 DNF Did not finish  
 DNT Did not track



Horse/Jockey Name	Coolmeans
Final Rank	1
Fastest Section Time (Section)	0:11.32 (600m)
Top Speed [km/h] (Section)	64.4 (600m)
Race State	Finished



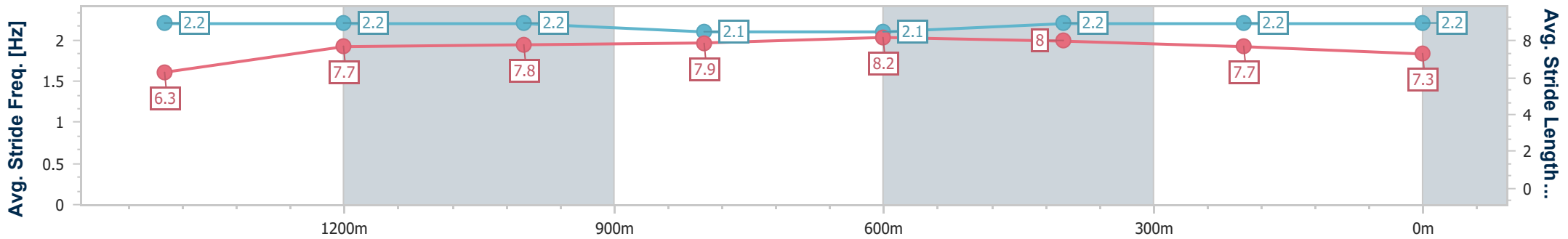
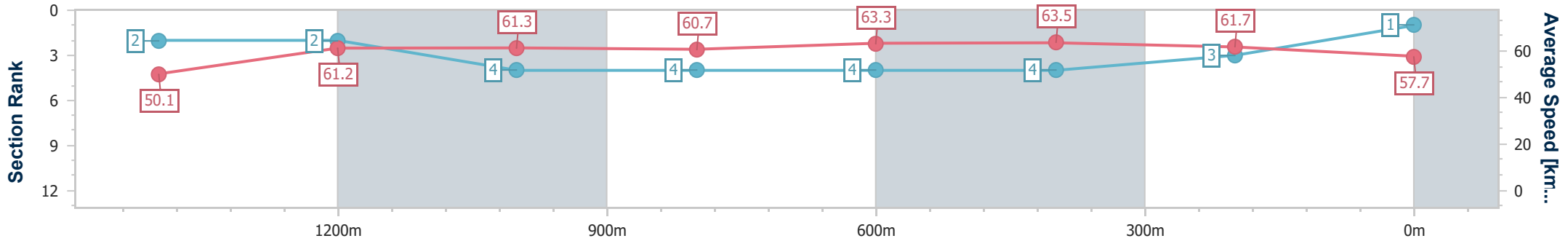
Townsville QLD Professional  
Race 3: BECOME A CLUDEN PARK MEMBER TODAY  
BENCHMARK 58 Handicap - 1609m



22 March 2024 - 14:08

Track Rating: Good 4, Weather: Fine, Rail Position: +2.0m 1000m-  
W.P: +0.5 Remainder

Section	Overall	1400m	1200m	1000m	800m	600m	400m	200m						
Section Times	1:37.87 [1] (0:15.27)	1:22.60 [2] (0:11.90)	1:10.70 [2] (0:11.79)	0:58.91 [4] (0:11.98)	0:46.93 [4] (0:11.44)	0:35.49 [4] (0:11.32)	0:24.17 [4] (0:11.68)	0:12.49 [3] (0:12.49)						
Average Speed [km/h]	50.1	61.2	61.3	60.7	63.3	63.5	61.7	57.7						
Top Speed [km/h]	61.3	62.4	62.3	61.9	64.3	64.4	62.5	62.4						
Avg. Dist. to Rail [m]	8.4	3.6	3.6	2.6	1.1	0.5	0.5	2.0						
Avg. Stride Freq. [Hz]	2.2	2.2	2.2	2.1	2.1	2.2	2.2	2.2						
Avg. Stride Length [m]	6.3	7.7	7.8	7.9	8.2	8.0	7.7	7.3						



- [ ] Ranking at each section and finish
- .-.- No data available at this section
- NA No data available



Horse/Jockey Name	Conquering Judas
Final Rank	2
Fastest Section Time (Section)	0:11.33 (600m)
Top Speed [km/h] (Section)	64.1 (800m)
Race State	Finished



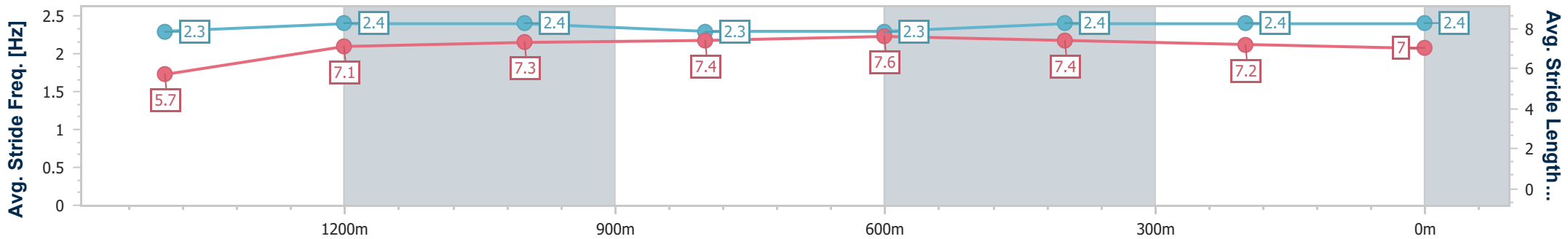
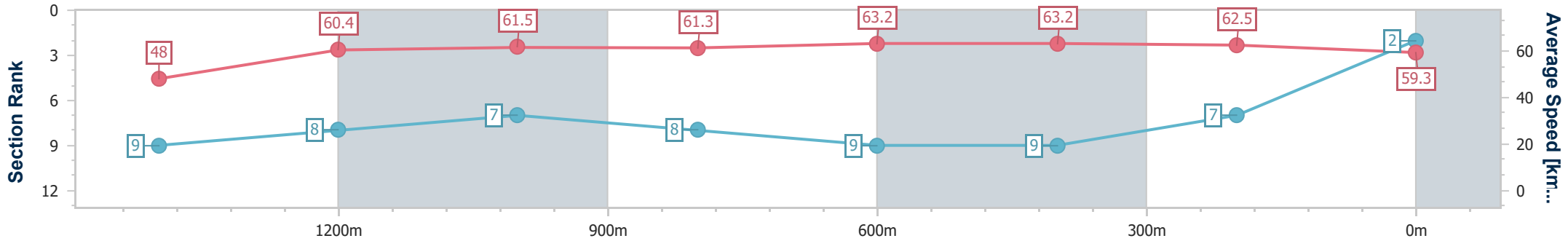
Townsville QLD Professional  
Race 3: BECOME A CLUDEN PARK MEMBER TODAY  
BENCHMARK 58 Handicap - 1609m



22 March 2024 - 14:08

Track Rating: Good 4, Weather: Fine, Rail Position: +2.0m 1000m-  
W.P: +0.5 Remainder

Section	Overall	1400m	1200m	1000m	800m	600m	400m	200m						
Section Times	1:37.88 [2] (0:15.88)	1:22.00 [9] (0:11.95)	1:10.05 [8] (0:11.75)	0:58.30 [7] (0:11.86)	0:46.44 [8] (0:11.42)	0:35.02 [9] (0:11.33)	0:23.69 [9] (0:11.54)	0:12.15 [7] (0:12.15)						
Average Speed [km/h]	48.0	60.4	61.5	61.3	63.2	63.2	62.5	59.3						
Top Speed [km/h]	61.2	61.5	62.5	62.6	64.1	64.1	64.1	60.8						
Avg. Dist. to Rail [m]	8.0	1.3	2.2	2.0	0.6	0.7	1.3	4.9						
Avg. Stride Freq. [Hz]	2.3	2.4	2.4	2.3	2.3	2.4	2.4	2.4						
Avg. Stride Length [m]	5.7	7.1	7.3	7.4	7.6	7.4	7.2	7.0						



- [ ] Ranking at each section and finish
- .-.- No data available at this section
- NA No data available



Horse/Jockey Name	Enterprise Phoenix
Final Rank	3
Fastest Section Time (Section)	0:11.31 (600m)
Top Speed [km/h] (Section)	64.7 (600m)
Race State	Finished



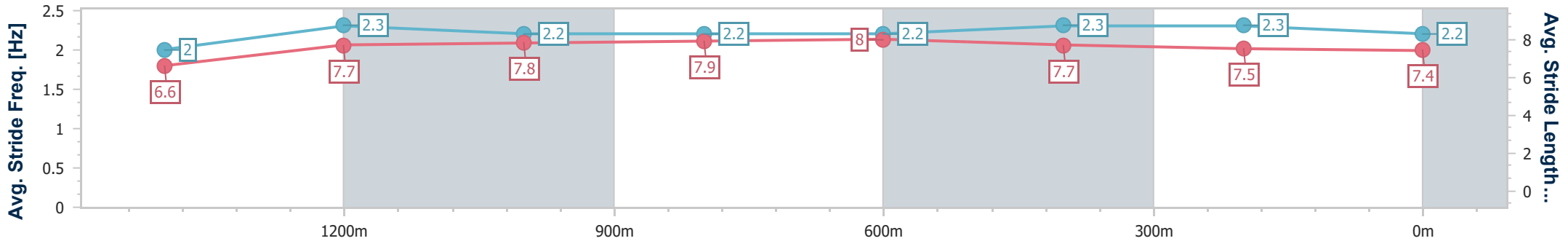
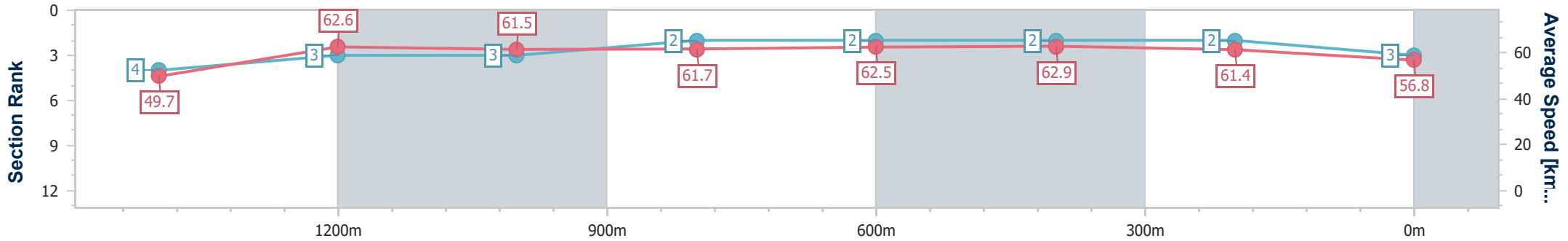
Townsville QLD Professional  
Race 3: BECOME A CLUDEN PARK MEMBER TODAY  
BENCHMARK 58 Handicap - 1609m



22 March 2024 - 14:08

Track Rating: Good 4, Weather: Fine, Rail Position: +2.0m 1000m-  
W.P: +0.5 Remainder

Section	Overall	1400m	1200m	1000m	800m	600m	400m	200m						
Section Times	1:37.90 [3] (0:15.44)	1:22.46 [4] (0:11.77)	1:10.69 [3] (0:11.74)	0:58.95 [3] (0:11.81)	0:47.14 [2] (0:11.48)	0:35.66 [2] (0:11.31)	0:24.35 [2] (0:11.71)	0:12.64 [2] (0:12.64)						
Average Speed [km/h]	49.7	62.6	61.5	61.7	62.5	62.9	61.4	56.8						
Top Speed [km/h]	61.0	64.1	63.6	62.7	63.2	64.7	62.6	59.9						
Avg. Dist. to Rail [m]	10.0	6.2	6.2	2.7	1.0	2.0	1.3	1.4						
Avg. Stride Freq. [Hz]	2.0	2.3	2.2	2.2	2.2	2.3	2.3	2.2						
Avg. Stride Length [m]	6.6	7.7	7.8	7.9	8.0	7.7	7.5	7.4						



- [ ] Ranking at each section and finish
- .-.- No data available at this section
- NA No data available



Horse/Jockey Name	Specialtie
Final Rank	4
Fastest Section Time (Section)	0:11.27 (600m)
Top Speed [km/h] (Section)	64.4 (600m)
Race State	Finished



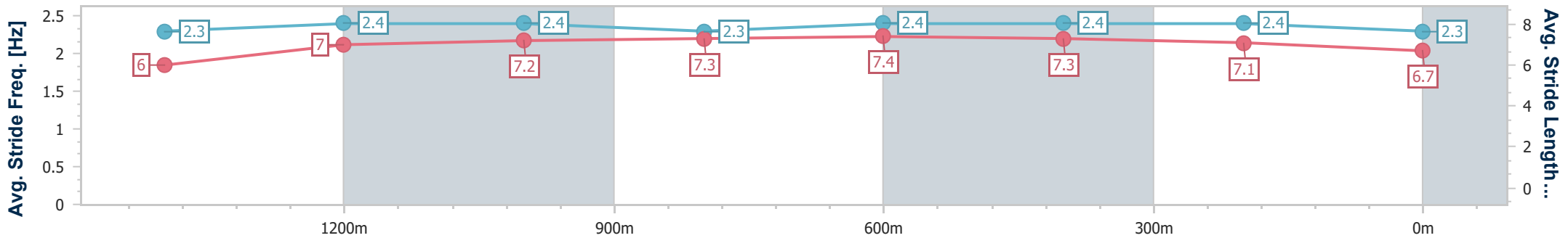
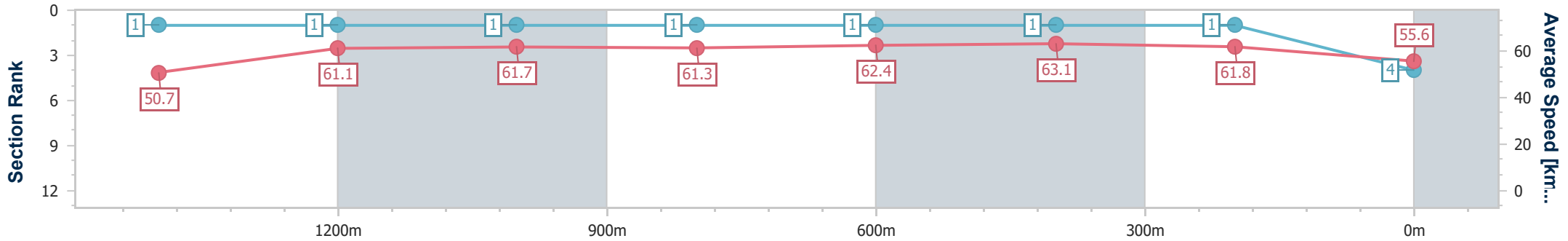
Townsville QLD Professional  
 Race 3: BECOME A CLUDEN PARK MEMBER TODAY  
 BENCHMARK 58 Handicap - 1609m



22 March 2024 - 14:08

Track Rating: Good 4, Weather: Fine, Rail Position: +2.0m 1000m-  
 W.P: +0.5 Remainder

Section	Overall	1400m	1200m	1000m	800m	600m	400m	200m						
Section Times	1:37.98 [4] (0:15.06)	1:22.92 [1] (0:11.91)	1:11.01 [1] (0:11.74)	0:59.27 [1] (0:11.95)	0:47.32 [1] (0:11.47)	0:35.85 [1] (0:11.27)	0:24.58 [1] (0:11.62)	0:12.96 [1] (0:12.96)						
Average Speed [km/h]	50.7	61.1	61.7	61.3	62.4	63.1	61.8	55.6						
Top Speed [km/h]	61.8	62.6	64.4	62.3	64.0	64.4	63.4	61.8						
Avg. Dist. to Rail [m]	5.6	3.5	5.6	3.6	1.0	2.1	1.2	1.0						
Avg. Stride Freq. [Hz]	2.3	2.4	2.4	2.3	2.4	2.4	2.4	2.3						
Avg. Stride Length [m]	6.0	7.0	7.2	7.3	7.4	7.3	7.1	6.7						



- [ ] Ranking at each section and finish
- .-.- No data available at this section
- NA No data available



Horse/Jockey Name	Shadow Eclipse
Final Rank	5
Fastest Section Time (Section)	0:11.34 (600m)
Top Speed [km/h] (Section)	64.6 (600m)
Race State	Finished



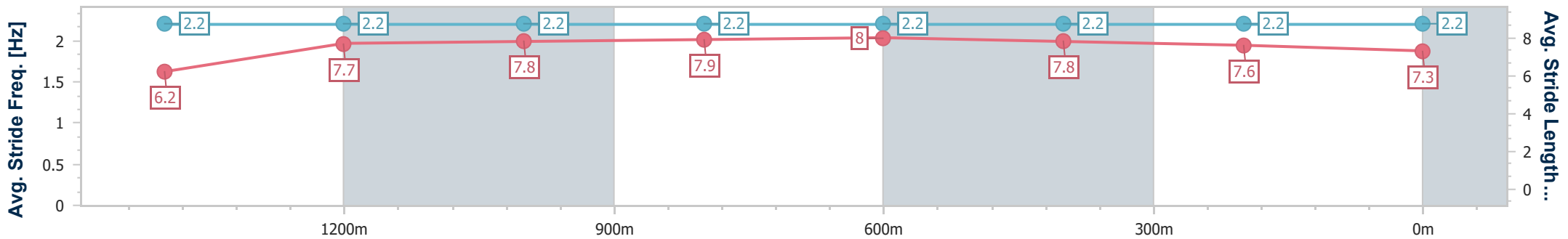
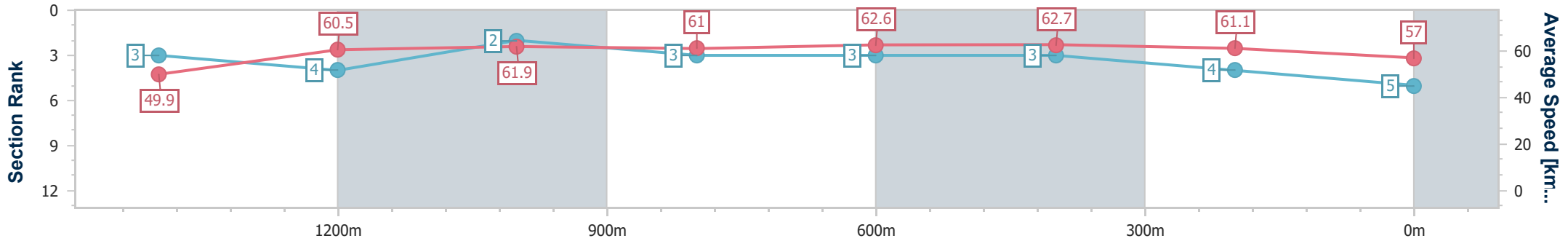
Townsville QLD Professional  
 Race 3: BECOME A CLUDEN PARK MEMBER TODAY  
 BENCHMARK 58 Handicap - 1609m



22 March 2024 - 14:08

Track Rating: Good 4, Weather: Fine, Rail Position: +2.0m 1000m-  
 W.P: +0.5 Remainder

Section	Overall	1400m	1200m	1000m	800m	600m	400m	200m						
Section Times	1:38.12 [5] (0:15.31)	1:22.81 [3] (0:11.98)	1:10.83 [4] (0:11.65)	0:59.18 [2] (0:11.90)	0:47.28 [3] (0:11.51)	0:35.77 [3] (0:11.34)	0:24.43 [3] (0:11.78)	0:12.65 [4] (0:12.65)						
Average Speed [km/h]	49.9	60.5	61.9	61.0	62.6	62.7	61.1	57.0						
Top Speed [km/h]	61.2	61.3	62.9	62.3	64.2	64.6	61.8	60.0						
Avg. Dist. to Rail [m]	6.7	2.6	2.5	1.8	0.6	1.5	0.7	0.5						
Avg. Stride Freq. [Hz]	2.2	2.2	2.2	2.2	2.2	2.2	2.2	2.2						
Avg. Stride Length [m]	6.2	7.7	7.8	7.9	8.0	7.8	7.6	7.3						



- [ ] Ranking at each section and finish
- .-.- No data available at this section
- NA No data available



Horse/Jockey Name	Sacred Legacy
Final Rank	6
Fastest Section Time (Section)	0:11.22 (600m)
Top Speed [km/h] (Section)	64.6 (600m)
Race State	Finished



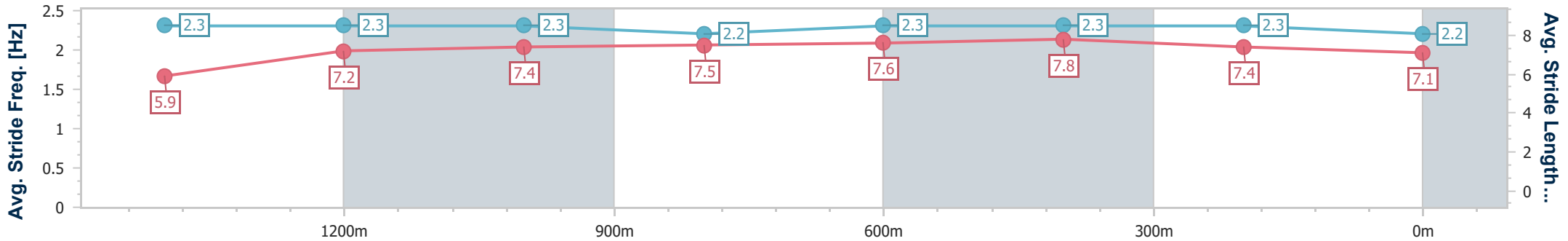
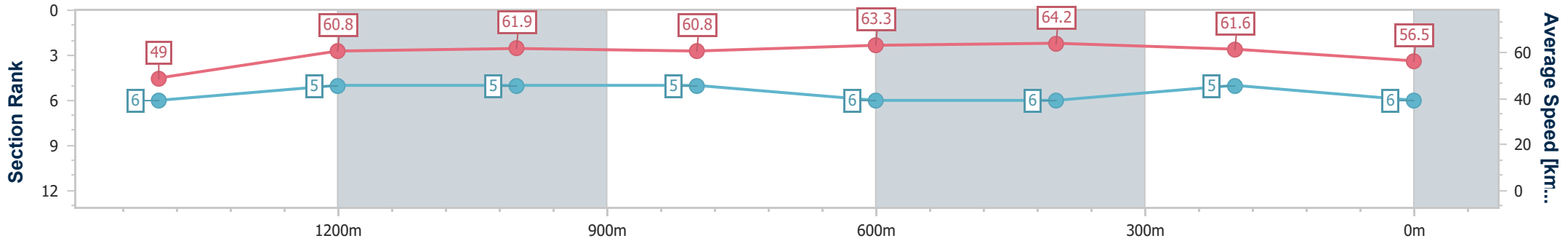
Townsville QLD Professional  
 Race 3: BECOME A CLUDEN PARK MEMBER TODAY  
 BENCHMARK 58 Handicap - 1609m



22 March 2024 - 14:08

Track Rating: Good 4, Weather: Fine, Rail Position: +2.0m 1000m-  
 W.P: +0.5 Remainder

Section	Overall	1400m	1200m	1000m	800m	600m	400m	200m						
Section Times	1:38.28 [6] (0:15.55)	1:22.73 [6] (0:11.98)	1:10.75 [5] (0:11.67)	0:59.08 [5] (0:12.01)	0:47.07 [5] (0:11.44)	0:35.63 [6] (0:11.22)	0:24.41 [6] (0:11.66)	0:12.75 [5] (0:12.75)						
Average Speed [km/h]	49.0	60.8	61.9	60.8	63.3	64.2	61.6	56.5						
Top Speed [km/h]	60.7	61.7	63.4	62.3	64.5	64.6	63.2	59.8						
Avg. Dist. to Rail [m]	6.3	3.2	3.8	3.2	1.1	0.5	1.3	3.7						
Avg. Stride Freq. [Hz]	2.3	2.3	2.3	2.2	2.3	2.3	2.3	2.2						
Avg. Stride Length [m]	5.9	7.2	7.4	7.5	7.6	7.8	7.4	7.1						



- [ ] Ranking at each section and finish
- .-.- No data available at this section
- NA No data available





Horse/Jockey Name	Monastery
Final Rank	7
Fastest Section Time (Section)	0:11.21 (800m)
Top Speed [km/h] (Section)	65.5 (800m)
Race State	Finished



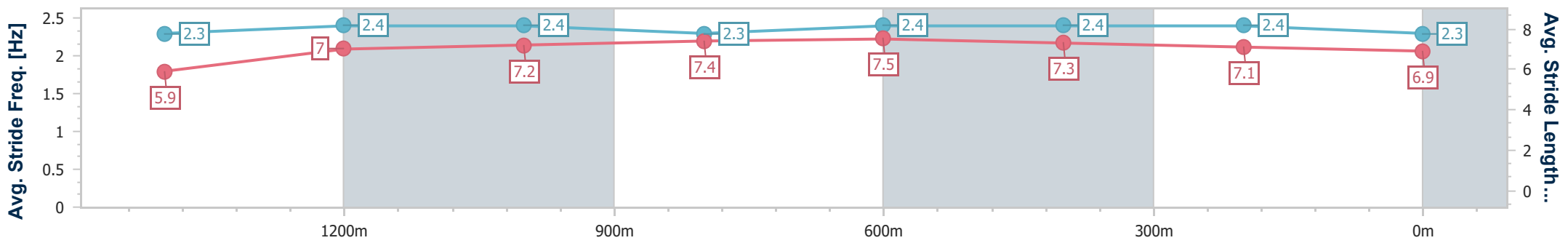
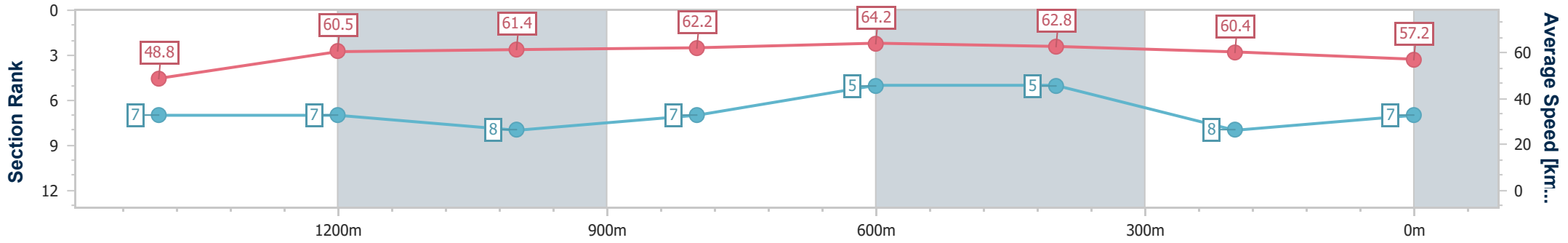
Townsville QLD Professional  
 Race 3: BECOME A CLUDEN PARK MEMBER TODAY  
 BENCHMARK 58 Handicap - 1609m



22 March 2024 - 14:08

Track Rating: Good 4, Weather: Fine, Rail Position: +2.0m 1000m-  
 W.P: +0.5 Remainder

Section	Overall	1400m	1200m	1000m	800m	600m	400m	200m						
Section Times	1:38.32 [7] (0:15.73)	1:22.59 [7] (0:12.08)	1:10.51 [7] (0:11.82)	0:58.69 [8] (0:11.69)	0:47.00 [7] (0:11.21)	0:35.79 [5] (0:11.32)	0:24.47 [5] (0:11.92)	0:12.55 [8] (0:12.55)						
Average Speed [km/h]	48.8	60.5	61.4	62.2	64.2	62.8	60.4	57.2						
Top Speed [km/h]	61.1	61.7	62.2	64.1	65.5	64.5	62.5	60.0						
Avg. Dist. to Rail [m]	9.5	5.1	5.9	2.8	0.8	2.6	1.6	5.4						
Avg. Stride Freq. [Hz]	2.3	2.4	2.4	2.3	2.4	2.4	2.4	2.3						
Avg. Stride Length [m]	5.9	7.0	7.2	7.4	7.5	7.3	7.1	6.9						



- [ ] Ranking at each section and finish
- .-.- No data available at this section
- NA No data available



Horse/Jockey Name	Pluckercarn
Final Rank	8
Fastest Section Time (Section)	0:11.27 (600m)
Top Speed [km/h] (Section)	64.2 (600m)
Race State	Finished



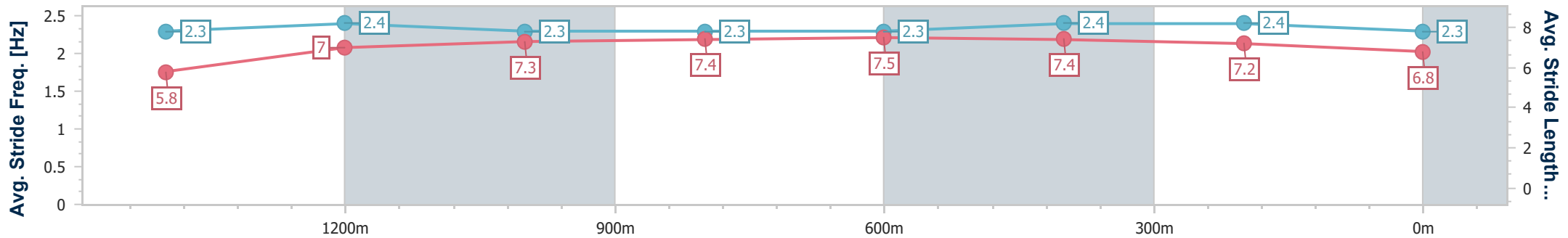
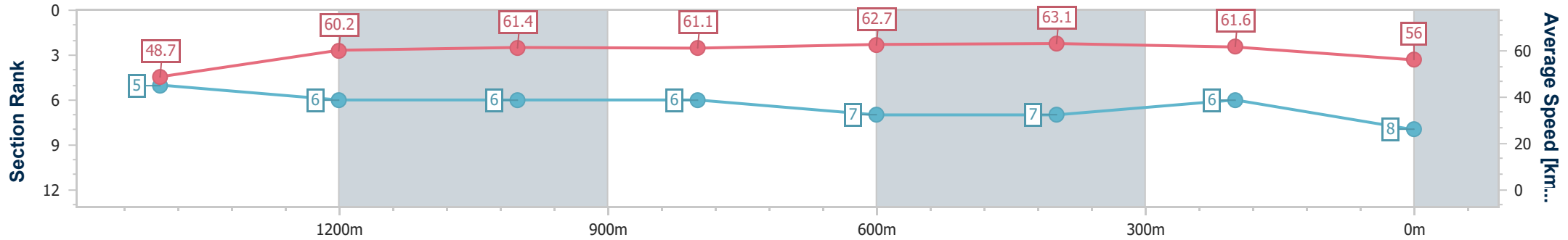
Townsville QLD Professional  
 Race 3: BECOME A CLUDEN PARK MEMBER TODAY  
 BENCHMARK 58 Handicap - 1609m



22 March 2024 - 14:08

Track Rating: Good 4, Weather: Fine, Rail Position: +2.0m 1000m-  
 W.P: +0.5 Remainder

Section	Overall	1400m	1200m	1000m	800m	600m	400m	200m						
Section Times	1:38.48 [8] (0:15.52)	1:22.96 [5] (0:12.07)	1:10.89 [6] (0:11.77)	0:59.12 [6] (0:11.85)	0:47.27 [6] (0:11.46)	0:35.81 [7] (0:11.27)	0:24.54 [7] (0:11.68)	0:12.86 [6] (0:12.86)						
Average Speed [km/h]	48.7	60.2	61.4	61.1	62.7	63.1	61.6	56.0						
Top Speed [km/h]	60.3	61.1	62.0	62.2	63.7	64.2	63.8	59.9						
Avg. Dist. to Rail [m]	4.2	3.2	3.7	1.9	0.9	1.9	1.0	2.5						
Avg. Stride Freq. [Hz]	2.3	2.4	2.3	2.3	2.3	2.4	2.4	2.3						
Avg. Stride Length [m]	5.8	7.0	7.3	7.4	7.5	7.4	7.2	6.8						



- [ ] Ranking at each section and finish
- .-.- No data available at this section
- NA No data available



Horse/Jockey Name	Run Rampant
Final Rank	9
Fastest Section Time (Section)	0:11.33 (600m)
Top Speed [km/h] (Section)	64.2 (800m)
Race State	Finished



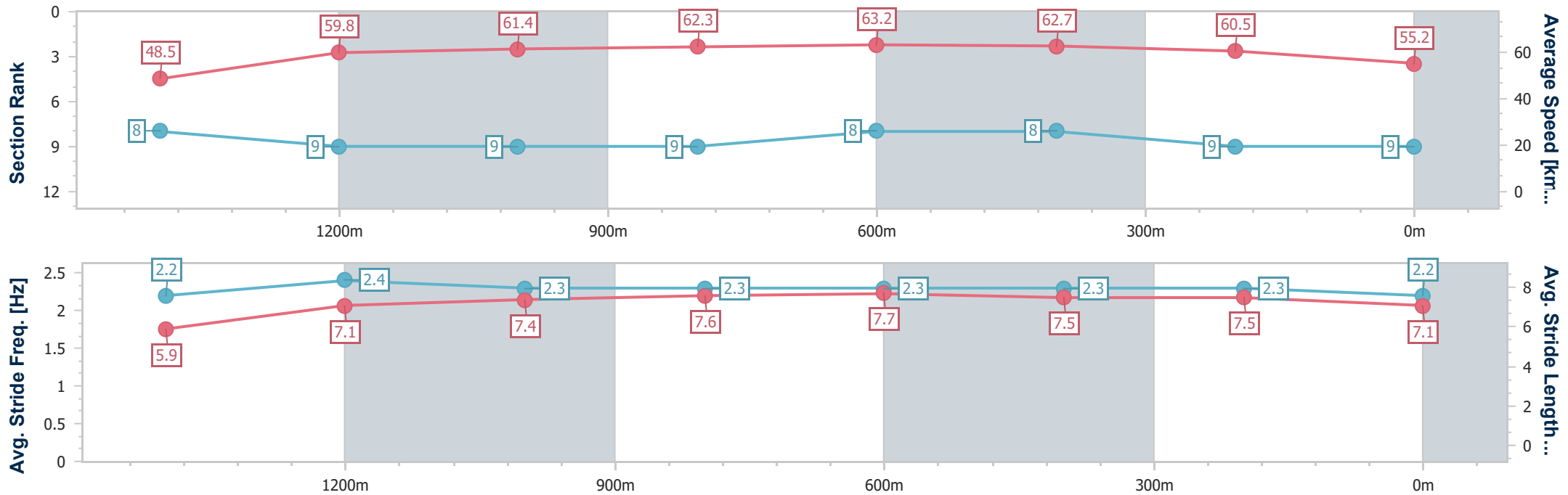
Townsville QLD Professional  
 Race 3: BECOME A CLUDEN PARK MEMBER TODAY  
 BENCHMARK 58 Handicap - 1609m



22 March 2024 - 14:08

Track Rating: Good 4, Weather: Fine, Rail Position: +2.0m 1000m-  
 W.P: +0.5 Remainder

Section	Overall	1400m	1200m	1000m	800m	600m	400m	200m						
Section Times	1:39.04 [9] (0:15.76)	1:23.28 [8] (0:12.21)	1:11.07 [9] (0:11.75)	0:59.32 [9] (0:11.76)	0:47.56 [9] (0:11.35)	0:36.21 [8] (0:11.33)	0:24.88 [8] (0:11.88)	0:13.00 [9] (0:13.00)						
Average Speed [km/h]	48.5	59.8	61.4	62.3	63.2	62.7	60.5	55.2						
Top Speed [km/h]	60.8	60.8	62.5	64.1	64.2	63.9	61.8	59.1						
Avg. Dist. to Rail [m]	7.3	4.3	5.5	3.1	0.9	2.6	1.2	1.8						
Avg. Stride Freq. [Hz]	2.2	2.4	2.3	2.3	2.3	2.3	2.3	2.2						
Avg. Stride Length [m]	5.9	7.1	7.4	7.6	7.7	7.5	7.5	7.1						



- [ ] Ranking at each section and finish
- .-.- No data available at this section
- NA No data available