



Townsville QLD Professional

Race 5: MITAVITE OPEN Handicap - 1400m

22 March 2024 - 15:24



Track Rating: Good 4, Weather: Fine, Rail Position: +2.0m 1000m-W.P; +0.5 Remainder

Section		Overall	1200m	1000m	800m	600m	400m	Last 600m				
Field Times		1:22.74 (0:14.02)	1:08.72 (0:11.68)	0:57.04 (0:11.34)	0:45.70 (0:11.53)	0:34.17 (0:11.07)	0:23.10 (0:11.14)	0:34.17				
Rank	TAB Horse/Jockey	Barrier	Top Speed [km/h]	Fastest Section	Distance Travelled [m]							
1	6 MYSTERY 'N' MAGIC Lacey Morrison	6	67.6 400m	0:10.97 400m	1:22.74 [1] (0:14.47)	1:08.27 [4] (0:11.68)	0:56.59 [5] (0:11.44)	0:45.15 [5] (0:11.33)	0:33.82 [4] (0:11.08)	0:22.74 [4] (0:10.97)	0:33.82	
2	5 MISS SEATTLE Jackson Murphy	5	66.7 400m	0:11.00 600m	1:22.83 [2] (0:14.02)	1:08.81 [1] (0:11.68)	0:57.13 [1] (0:11.46)	0:45.67 [2] (0:11.62)	0:34.05 [3] (0:11.00)	0:23.05 [2] (0:11.00)	0:34.05	+7
3	2 HE'S XCEPTIONAL Adrian Layt	2	67.8 1000m	0:11.07 600m	1:23.35 [3] (0:14.59)	1:08.76 [6] (0:11.19)	0:57.57 [2] (0:11.26)	0:46.31 [1] (0:11.53)	0:34.78 [1] (0:11.07)	0:23.71 [1] (0:11.22)	0:34.78	+7
4	9 JOE'S GIGGLE Adam Sewell	9	65.5 1000m	0:11.17 600m	1:23.45 [4] (0:14.27)	1:09.18 [3] (0:11.71)	0:57.47 [4] (0:11.59)	0:45.88 [4] (0:11.40)	0:34.48 [5] (0:11.17)	0:23.31 [5] (0:11.25)	0:34.48	+4
5	8 LIGHTHORSE LAD Nathan Thomas	8	65.9 800m	0:11.17 600m	1:23.86 [5] (0:14.51)	1:09.35 [5] (0:11.72)	0:57.63 [6] (0:11.56)	0:46.07 [6] (0:11.41)	0:34.66 [6] (0:11.17)	0:23.49 [6] (0:11.42)	0:34.66	+5
6	1 PANIAGUA Frank Edwards	1	66.0 1000m	0:11.17 600m	1:23.88 [6] (0:14.21)	1:09.67 [2] (0:11.64)	0:58.03 [3] (0:11.47)	0:46.56 [3] (0:11.37)	0:35.19 [2] (0:11.17)	0:24.02 [3] (0:11.60)	0:35.19	+7
7	4 RED LIGHT ROXANNE Jason Taylor	4	66.2 1000m	0:11.24 600m	1:24.29 [7] (0:14.68)	1:09.61 [7] (0:11.70)	0:57.91 [7] (0:11.53)	0:46.38 [7] (0:11.30)	0:35.08 [7] (0:11.24)	0:23.84 [7] (0:11.62)	0:35.08	-1

Scratched: Olympic Korchnoi (#3), Fanaar (#7)



Townsville QLD Professional

Race 5: MITAVITE OPEN Handicap - 1400m

22 March 2024 - 15:24



Track Rating: Good 4, Weather: Fine, Rail Position: +2.0m 1000m-W.P; +0.5 Remainder

Section							200m			Last 600m
Field Times							0:11.96 (0:11.96)			0:34.17
Rank	TAB	Horse/Jockey	Barrier	Top Speed [km/h]	Fastest Section	Margin			Distance Travelled [m]	
1	6	MYSTERY 'N' MAGIC Lacey Morrison	6	67.6 400m	0:10.97 400m	0:11.77 [3] (0:11.77)	1:22.74			0:33.82
2	5	MISS SEATTLE Jackson Murphy	5	66.7 400m	0:11.00 600m	0:12.05 [1] (0:12.05)	0.54L			0:34.05 +7
3	2	HE'S XCEPTIONAL Adrian Layt	2	67.8 1000m	0:11.07 600m	0:12.49 [2] (0:12.49)	3.62L			0:34.78 +7
4	9	JOE'S GIGGLE Adam Sewell	9	65.5 1000m	0:11.17 600m	0:12.06 [4] (0:12.06)	4.18L			0:34.48 +4
5	8	LIGHTHORSE LAD Nathan Thomas	8	65.9 800m	0:11.17 600m	0:12.07 [6] (0:12.07)	6.59L			0:34.66 +5
6	1	PANIAGUA Frank Edwards	1	66.0 1000m	0:11.17 600m	0:12.42 [5] (0:12.42)	6.72L			0:35.19 +7
7	4	RED LIGHT ROXANNE Jason Taylor	4	66.2 1000m	0:11.24 600m	0:12.22 [7] (0:12.22)	9.11L			0:35.08 -1

Scratched: Olympic Korchnoi (#3), Fanaar (#7)



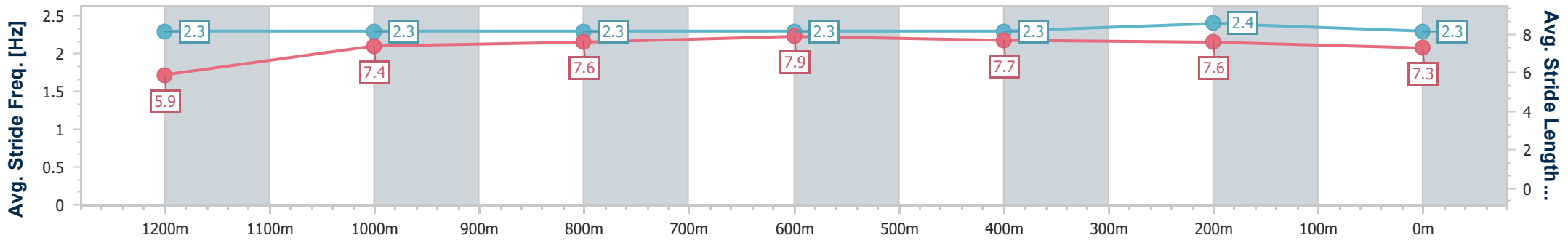
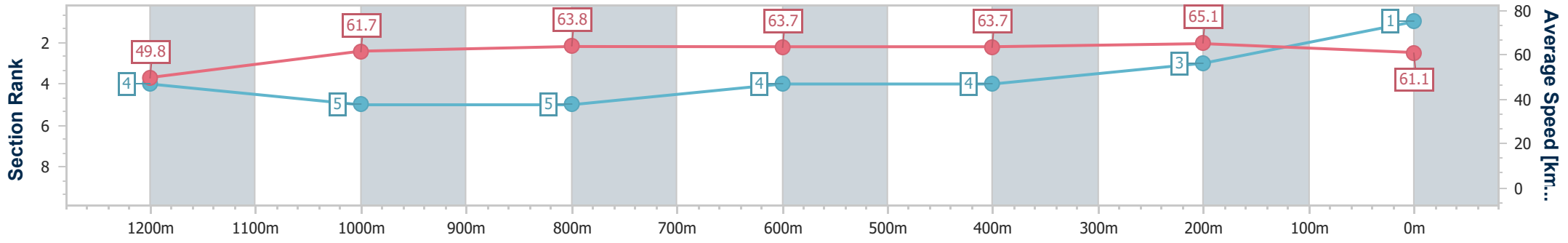
Horse/Jockey Name	Mystery 'N' Magic
Final Rank	1
Fastest Section Time (Section)	0:10.97 (400m)
Top Speed [km/h] (Section)	67.6 (400m)
Race State	Finished



Townsville QLD Professional
 Race 5: MITAVITE OPEN Handicap - 1400m
 22 March 2024 - 15:24
 Track Rating: Good 4, Weather: Fine, Rail Position: +2.0m 1000m-
 W.P; +0.5 Remainder



Section	Overall	1200m	1000m	800m	600m	400m	200m
Section Times	1:22.74 [1] (0:14.47)	1:08.27 [4] (0:11.68)	0:56.59 [5] (0:11.44)	0:45.15 [5] (0:11.33)	0:33.82 [4] (0:11.08)	0:22.74 [4] (0:10.97)	0:11.77 [3] (0:11.77)
Average Speed [km/h]	49.8	61.7	63.8	63.7	63.7	65.1	61.1
Top Speed [km/h]	63.8	64.5	66.8	65.6	64.8	67.6	64.5
Avg. Dist. to Rail [m]	6.3	3.0	2.6	1.2	3.6	4.1	1.3
Avg. Stride Freq. [Hz]	2.3	2.3	2.3	2.3	2.3	2.4	2.3
Avg. Stride Length [m]	5.9	7.4	7.6	7.9	7.7	7.6	7.3



- [] Ranking at each section and finish
- .-.- No data available at this section
- NA No data available



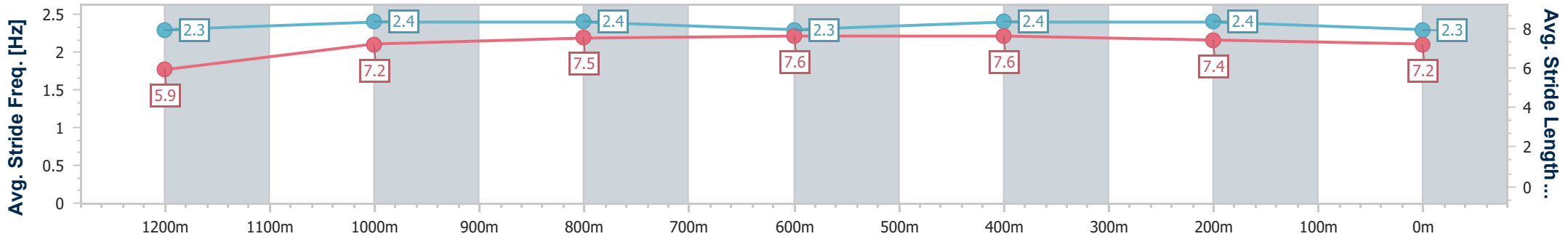
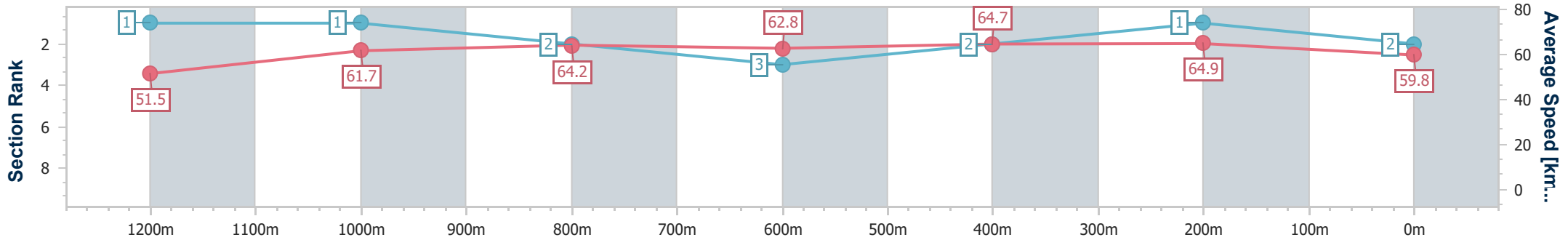
Horse/Jockey Name	Miss Seattle
Final Rank	2
Fastest Section Time (Section)	0:11.00 (600m)
Top Speed [km/h] (Section)	66.7 (400m)
Race State	Finished



Townsville QLD Professional
Race 5: MITAVITE OPEN Handicap - 1400m
 22 March 2024 - 15:24
 Track Rating: Good 4, Weather: Fine, Rail Position: +2.0m 1000m-
 W.P; +0.5 Remainder



Section	Overall	1200m	1000m	800m	600m	400m	200m
Section Times	1:22.83 [2] (0:14.02)	1:08.81 [1] (0:11.68)	0:57.13 [1] (0:11.46)	0:45.67 [2] (0:11.62)	0:34.05 [3] (0:11.00)	0:23.05 [2] (0:11.00)	0:12.05 [1] (0:12.05)
Average Speed [km/h]	51.5	61.7	64.2	62.8	64.7	64.9	59.8
Top Speed [km/h]	64.3	63.6	66.0	63.3	65.6	66.7	62.9
Avg. Dist. to Rail [m]	4.7	3.7	4.9	1.9	2.3	3.3	0.7
Avg. Stride Freq. [Hz]	2.3	2.4	2.4	2.3	2.4	2.4	2.3
Avg. Stride Length [m]	5.9	7.2	7.5	7.6	7.6	7.4	7.2



- [] Ranking at each section and finish
- .-.- No data available at this section
- NA No data available



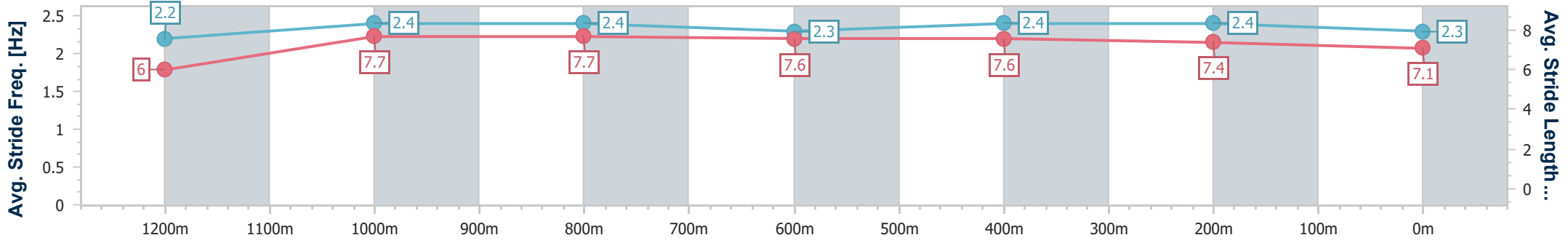
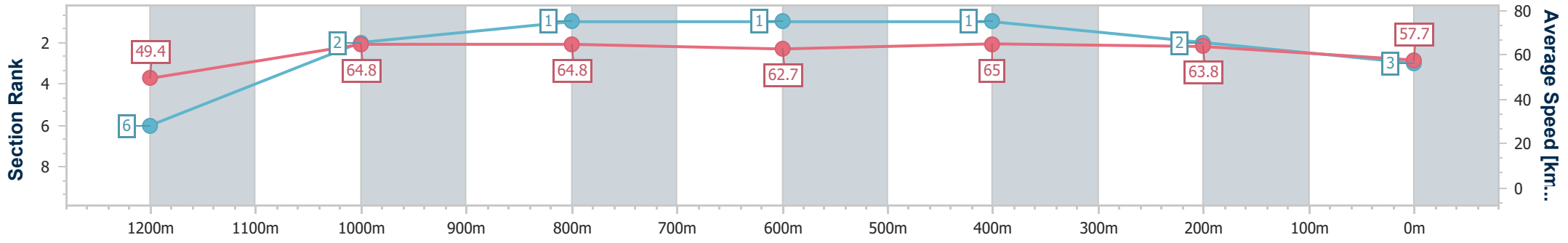
Horse/Jockey Name	He's Xceptional
Final Rank	3
Fastest Section Time (Section)	0:11.07 (600m)
Top Speed [km/h] (Section)	67.8 (1000m)
Race State	Finished



Townsville QLD Professional
 Race 5: MITAVITE OPEN Handicap - 1400m
 22 March 2024 - 15:24
 Track Rating: Good 4, Weather: Fine, Rail Position: +2.0m 1000m-
 W.P; +0.5 Remainder



Section	Overall	1200m	1000m	800m	600m	400m	200m
Section Times	1:23.35 [3] (0:14.59)	1:08.76 [6] (0:11.19)	0:57.57 [2] (0:11.26)	0:46.31 [1] (0:11.53)	0:34.78 [1] (0:11.07)	0:23.71 [1] (0:11.22)	0:12.49 [2] (0:12.49)
Average Speed [km/h]	49.4	64.8	64.8	62.7	65.0	63.8	57.7
Top Speed [km/h]	62.5	67.5	67.8	63.4	66.5	65.8	62.0
Avg. Dist. to Rail [m]	7.5	4.4	3.2	1.3	1.0	1.8	0.5
Avg. Stride Freq. [Hz]	2.2	2.4	2.4	2.3	2.4	2.4	2.3
Avg. Stride Length [m]	6.0	7.7	7.7	7.6	7.6	7.4	7.1



- [] Ranking at each section and finish
- .-.- No data available at this section
- NA No data available



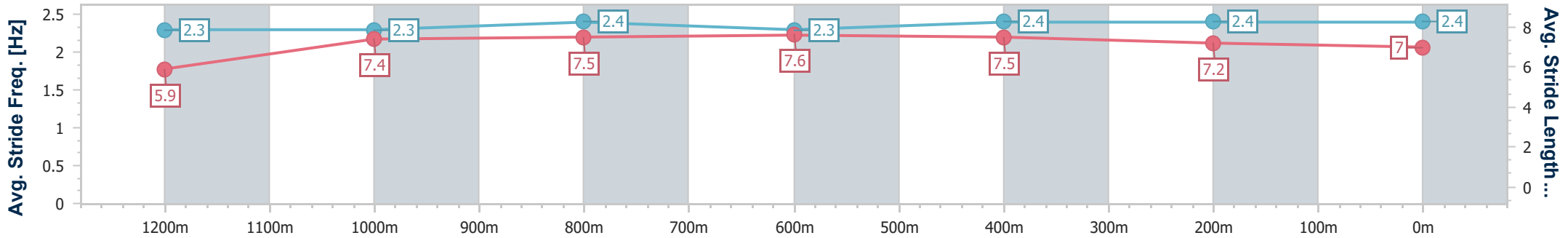
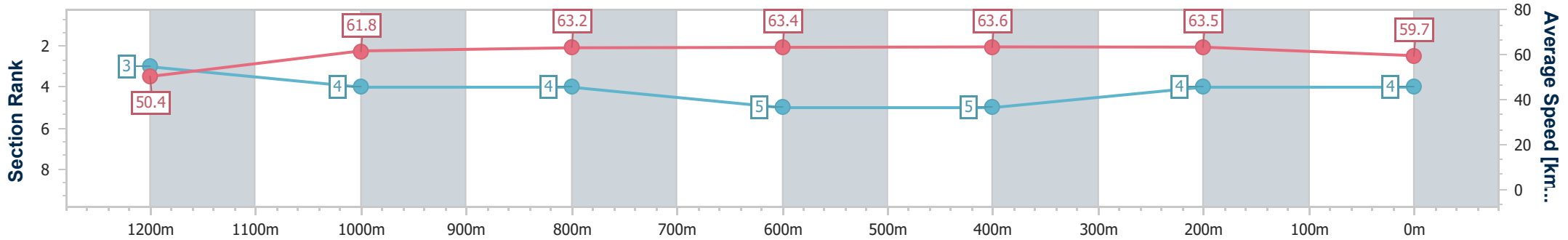
Horse/Jockey Name	Joe's Giggle
Final Rank	4
Fastest Section Time (Section)	0:11.17 (600m)
Top Speed [km/h] (Section)	65.5 (1000m)
Race State	Finished



Townsville QLD Professional
 Race 5: MITAVITE OPEN Handicap - 1400m
 22 March 2024 - 15:24
 Track Rating: Good 4, Weather: Fine, Rail Position: +2.0m 1000m-
 W.P; +0.5 Remainder



Section	Overall	1200m	1000m	800m	600m	400m	200m
Section Times	1:23.45 [4] (0:14.27)	1:09.18 [3] (0:11.71)	0:57.47 [4] (0:11.59)	0:45.88 [4] (0:11.40)	0:34.48 [5] (0:11.17)	0:23.31 [5] (0:11.25)	0:12.06 [4] (0:12.06)
Average Speed [km/h]	50.4	61.8	63.2	63.4	63.6	63.5	59.7
Top Speed [km/h]	63.9	63.5	65.5	64.7	64.7	64.6	63.3
Avg. Dist. to Rail [m]	5.7	3.1	3.3	0.9	2.4	3.4	1.0
Avg. Stride Freq. [Hz]	2.3	2.3	2.4	2.3	2.4	2.4	2.4
Avg. Stride Length [m]	5.9	7.4	7.5	7.6	7.5	7.2	7.0



- [] Ranking at each section and finish
- .-.- No data available at this section
- NA No data available



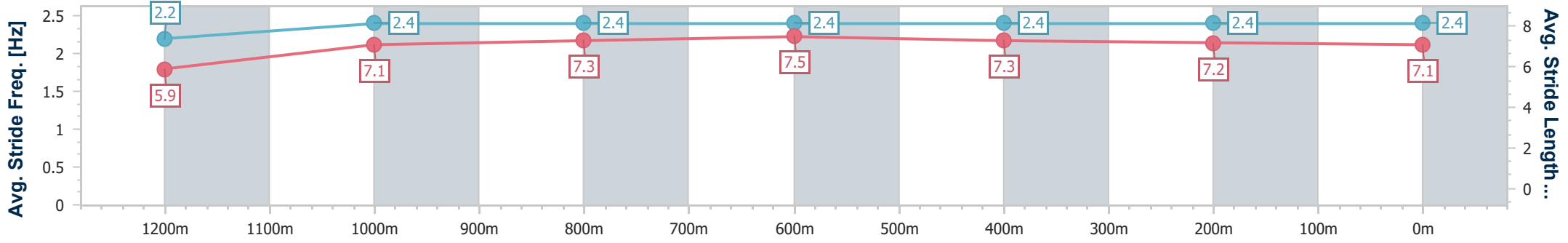
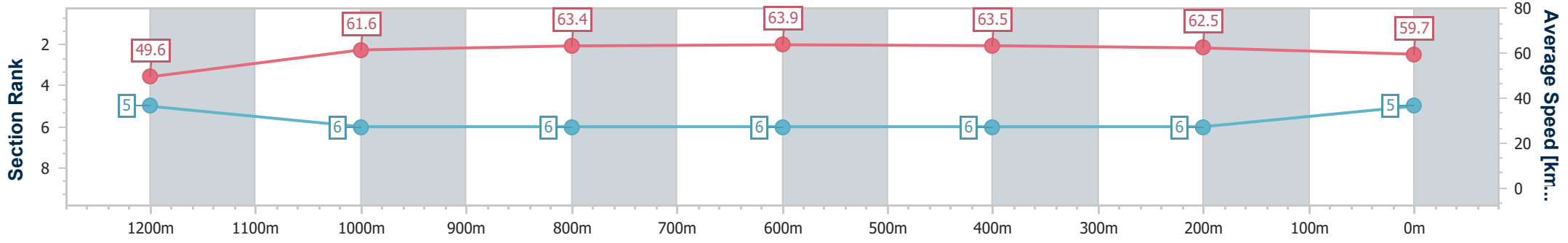
Horse/Jockey Name	Lighthouse Lad
Final Rank	5
Fastest Section Time (Section)	0:11.17 (600m)
Top Speed [km/h] (Section)	65.9 (800m)
Race State	Finished



Townsville QLD Professional
 Race 5: MITAVITE OPEN Handicap - 1400m
 22 March 2024 - 15:24
 Track Rating: Good 4, Weather: Fine, Rail Position: +2.0m 1000m-
 W.P; +0.5 Remainder



Section	Overall	1200m	1000m	800m	600m	400m	200m
Section Times	1:23.86 [5] (0:14.51)	1:09.35 [5] (0:11.72)	0:57.63 [6] (0:11.56)	0:46.07 [6] (0:11.41)	0:34.66 [6] (0:11.17)	0:23.49 [6] (0:11.42)	0:12.07 [6] (0:12.07)
Average Speed [km/h]	49.6	61.6	63.4	63.9	63.5	62.5	59.7
Top Speed [km/h]	63.5	63.5	65.5	65.9	64.5	64.3	63.6
Avg. Dist. to Rail [m]	6.2	4.0	4.1	1.6	2.5	3.2	1.0
Avg. Stride Freq. [Hz]	2.2	2.4	2.4	2.4	2.4	2.4	2.4
Avg. Stride Length [m]	5.9	7.1	7.3	7.5	7.3	7.2	7.1



- [] Ranking at each section and finish
- .-.- No data available at this section
- NA No data available



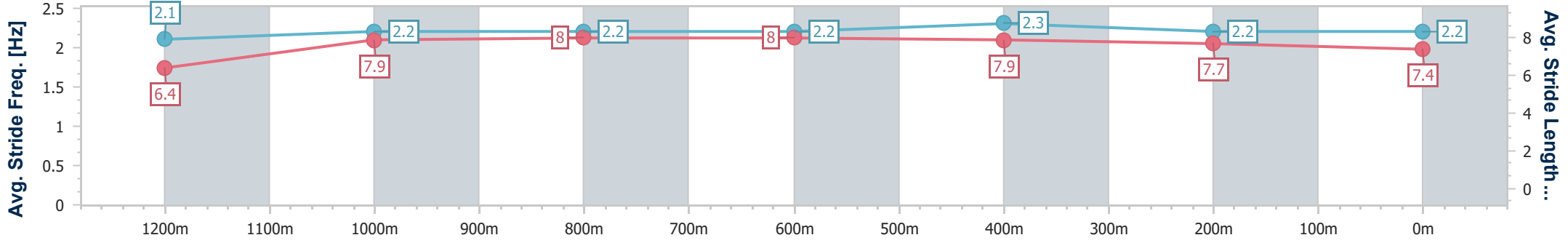
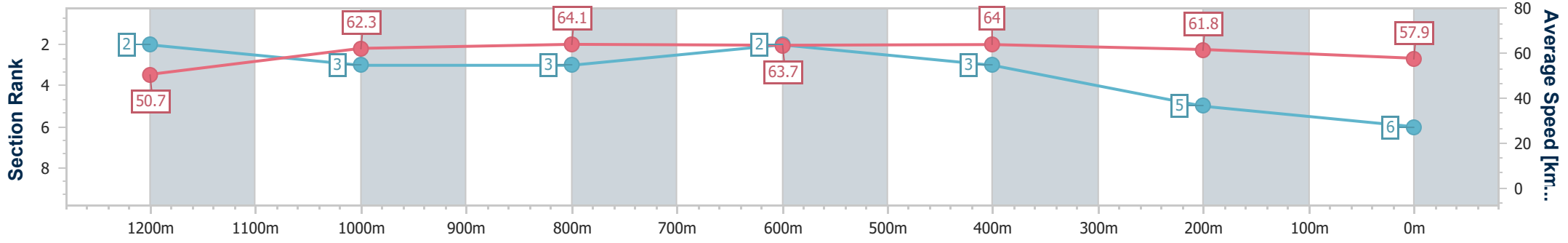
Horse/Jockey Name	Paniagua
Final Rank	6
Fastest Section Time (Section)	0:11.17 (600m)
Top Speed [km/h] (Section)	66.0 (1000m)
Race State	Finished



Townsville QLD Professional
 Race 5: MITAVITE OPEN Handicap - 1400m
 22 March 2024 - 15:24
 Track Rating: Good 4, Weather: Fine, Rail Position: +2.0m 1000m-
 W.P; +0.5 Remainder



Section	Overall	1200m	1000m	800m	600m	400m	200m
Section Times	1:23.88 [6] (0:14.21)	1:09.67 [2] (0:11.64)	0:58.03 [3] (0:11.47)	0:46.56 [3] (0:11.37)	0:35.19 [2] (0:11.17)	0:24.02 [3] (0:11.60)	0:12.42 [5] (0:12.42)
Average Speed [km/h]	50.7	62.3	64.1	63.7	64.0	61.8	57.9
Top Speed [km/h]	64.1	63.8	66.0	64.4	65.2	63.0	60.2
Avg. Dist. to Rail [m]	8.9	4.3	4.3	1.4	1.5	1.2	4.1
Avg. Stride Freq. [Hz]	2.1	2.2	2.2	2.2	2.3	2.2	2.2
Avg. Stride Length [m]	6.4	7.9	8.0	8.0	7.9	7.7	7.4



- [] Ranking at each section and finish
- .-.- No data available at this section
- NA No data available



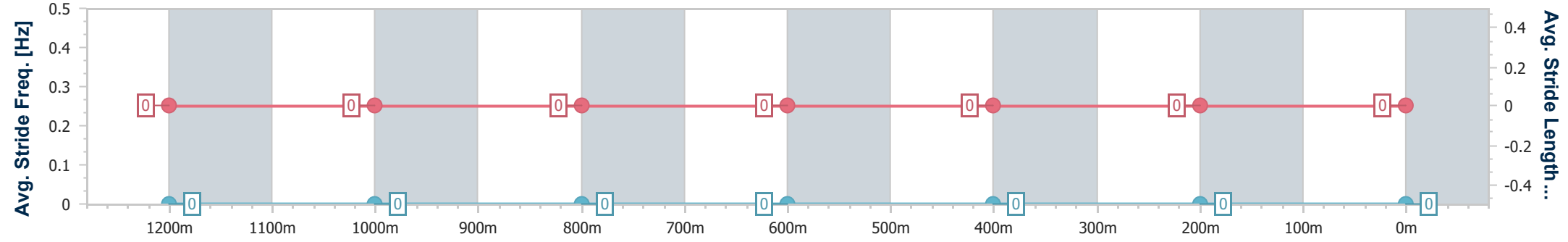
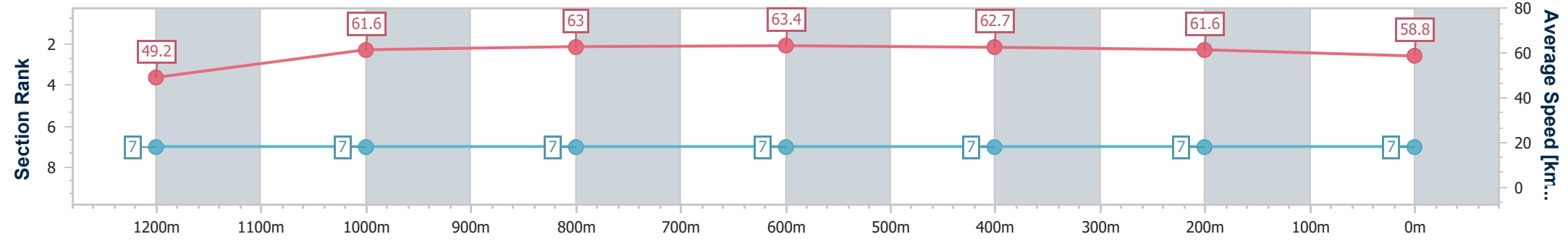
Horse/Jockey Name	Red Light Roxanne
Final Rank	7
Fastest Section Time (Section)	0:11.24 (600m)
Top Speed [km/h] (Section)	66.2 (1000m)
Race State	Finished



Townsville QLD Professional
 Race 5: MITAVITE OPEN Handicap - 1400m
 22 March 2024 - 15:24
 Track Rating: Good 4, Weather: Fine, Rail Position: +2.0m 1000m-
 W.P; +0.5 Remainder



Section	Overall	1200m	1000m	800m	600m	400m	200m							
Section Times	1:24.29 [7] (0:14.68)	1:09.61 [7] (0:11.70)	0:57.91 [7] (0:11.53)	0:46.38 [7] (0:11.30)	0:35.08 [7] (0:11.24)	0:23.84 [7] (0:11.62)	0:12.22 [7] (0:12.22)							
Average Speed [km/h]	49.2	61.6	63.0	63.4	62.7	61.6	58.8							
Top Speed [km/h]	64.4	63.3	66.2	65.5	63.5	62.2	61.1							
Avg. Dist. to Rail [m]	4.4	3.0	2.3	1.5	4.1	3.4	0.9							
Avg. Stride Freq. [Hz]	--	--	--	--	--	--	--							
Avg. Stride Length [m]	--	--	--	--	--	--	--							



- [] Ranking at each section and finish
- No data available at this section
- NA No data available