



Townsville QLD Professional

Race 6: LADBROKES BET TICKER RATINGS BAND 0 - 55 Handicap - 1400m

22 March 2024 - 16:04



Track Rating: Good 4, Weather: Fine, Rail Position: +2.0m 1000m-W.P; +0.5 Remainder

Section		Overall	1200m	1000m	800m	600m	400m	Last 600m				
Field Times		1:22.88 (0:13.89)	1:08.99 (0:10.95)	0:58.04 (0:11.59)	0:46.45 (0:11.49)	0:34.96 (0:11.49)	0:23.47 (0:11.29)	0:34.96				
Rank	TAB Horse/Jockey	Barrier	Top Speed [km/h]	Fastest Section	Distance Travelled [m]							
1	7 SCAPINI Graham Kliese	7	67.5 1200m	0:10.98 1200m	1:22.88 [1] (0:13.89)	1:08.99 [1] (0:10.98)	0:58.01 [2] (0:11.58)	0:46.43 [2] (0:11.64)	0:34.79 [2] (0:11.34)	0:23.45 [2] (0:11.27)	0:34.79	
2	5 FLAMING TORCH Lacey Morrison	5	66.9 1200m	0:11.12 1200m	1:22.90 [2] (0:14.16)	1:08.74 [5] (0:11.12)	0:57.62 [3] (0:11.50)	0:46.12 [3] (0:11.49)	0:34.63 [3] (0:11.25)	0:23.38 [3] (0:11.28)	0:34.63	-5
3	6 FANCIFUL MR FOX Adrian Layt	6	66.7 1200m	0:11.23 1200m	1:23.11 [3] (0:14.10)	1:09.01 [4] (0:11.23)	0:57.78 [5] (0:11.63)	0:46.15 [5] (0:11.49)	0:34.66 [6] (0:11.26)	0:23.40 [5] (0:11.31)	0:34.66	-1
4	3 BORLOTTI BEANS Masayuki Abe	3	66.2 Overall	0:11.28 1200m	1:23.19 [4] (0:14.03)	1:09.16 [3] (0:11.28)	0:57.88 [4] (0:11.47)	0:46.41 [3] (0:11.55)	0:34.86 [4] (0:11.37)	0:23.49 [4] (0:11.38)	0:34.86	-8
5	4 ALTAR BOY Denicious Smith	4	65.5 1000m	0:11.22 600m	1:23.23 [5] (0:14.60)	1:08.63 [9] (0:11.39)	0:57.24 [9] (0:11.42)	0:45.82 [8] (0:11.25)	0:34.57 [7] (0:11.22)	0:23.35 [6] (0:11.28)	0:34.57	-8
6	9 SOPHIA'S LASS Chris Whiteley	9	66.5 1200m	0:11.30 1200m	1:23.92 [6] (0:14.36)	1:09.56 [7] (0:11.30)	0:58.26 [7] (0:11.63)	0:46.63 [7] (0:11.47)	0:35.16 [8] (0:11.37)	0:23.79 [8] (0:11.40)	0:35.16	+2
7	1 BETTER DAYS AHEAD Gabrielle Semmens	1	68.5 1200m	0:10.81 1200m	1:24.31 [7] (0:14.03)	1:10.28 [2] (0:10.81)	0:59.47 [1] (0:11.59)	0:47.88 [1] (0:11.49)	0:36.39 [1] (0:11.49)	0:24.90 [1] (0:11.88)	0:36.39	-6
8	8 GRACIOUS GARCON Jackson Murphy	8	65.8 800m	0:11.23 800m	1:24.61 [8] (0:14.66)	1:09.95 [10] (0:11.40)	0:58.55 [10] (0:11.59)	0:46.96 [10] (0:11.23)	0:35.73 [9] (0:11.36)	0:24.37 [9] (0:11.44)	0:35.73	-3
9	13 GINASUE Nathan Thomas	13	65.3 1200m	0:11.37 800m	1:24.77 [9] (0:14.54)	1:10.23 [8] (0:11.43)	0:58.80 [8] (0:11.63)	0:47.17 [9] (0:11.37)	0:35.80 [10] (0:11.37)	0:24.43 [10] (0:11.63)	0:35.80	-6
10	10 ADMIRAL'S DAUGHTER Adam Sewell	10	67.0 1200m	0:11.15 1200m	1:24.88 [10] (0:14.33)	1:10.55 [6] (0:11.15)	0:59.40 [6] (0:11.53)	0:47.87 [6] (0:11.43)	0:36.44 [5] (0:11.51)	0:24.93 [7] (0:11.81)	0:36.44	-2

Scratched: Freddy Barbarossa (#11), Joe's Giggle (#2), Miss White (#12)



Townsville QLD Professional
Race 6: LADBROKES BET TICKER RATINGS BAND 0 - 55 Handicap - 1400m
22 March 2024 - 16:04



Track Rating: Good 4, Weather: Fine, Rail Position: +2.0m 1000m-W.P; +0.5 Remainder

Section							200m			Last 600m
Field Times							0:12.18			0:34.96
							(0:12.18)			
Rank	TAB	Horse/Jockey	Barrier	Top Speed [km/h]	Fastest Section	Margin			Distance Travelled [m]	
1	7	SCAPINI	7	67.5	0:10.98	0:12.18 [1]	1:22.88		0:34.79	
		Graham Kliese		1200m	1200m	(0:12.18)				
2	5	FLAMING TORCH	5	66.9	0:11.12	0:12.10 [2]	0.14L		0:34.63	
		Lacey Morrison		1200m	1200m	(0:12.10)			-5	
3	6	FANCIFUL MR FOX	6	66.7	0:11.23	0:12.09 [3]	1.37L		0:34.66	
		Adrian Layt		1200m	1200m	(0:12.09)			-1	
4	3	BORLOTTI BEANS	3	66.2	0:11.28	0:12.11 [4]	1.82L		0:34.86	
		Masayuki Abe		Overall	1200m	(0:12.11)			-8	
5	4	ALTAR BOY	4	65.5	0:11.22	0:12.07 [5]	2.05L		0:34.57	
		Denicious Smith		1000m	600m	(0:12.07)			-8	
6	9	SOPHIA'S LASS	9	66.5	0:11.30	0:12.39 [7]	6.13L		0:35.16	
		Chris Whiteley		1200m	1200m	(0:12.39)			+2	
7	1	BETTER DAYS AHEAD	1	68.5	0:10.81	0:13.02 [6]	8.41L		0:36.39	
		Gabrielle Semmens		1200m	1200m	(0:13.02)			-6	
8	8	GRACIOUS GARCON	8	65.8	0:11.23	0:12.93 [8]	10.15L		0:35.73	
		Jackson Murphy		800m	800m	(0:12.93)			-3	
9	13	GINASUE	13	65.3	0:11.37	0:12.80 [10]	11.13L		0:35.80	
		Nathan Thomas		1200m	800m	(0:12.80)			-6	
10	10	ADMIRAL'S DAUGHTER	10	67.0	0:11.15	0:13.12 [9]	11.78L		0:36.44	
		Adam Sewell		1200m	1200m	(0:13.12)			-2	

Scratched: Freddy Barbarossa (#11), Joe's Giggle (#2), Miss White (#12)

[] Ranking at each section and finish
 -:-:- No data available at this section
 NA No data available
 SCN Saddle cloth number
 DNF Did not finish
 DNT Did not track



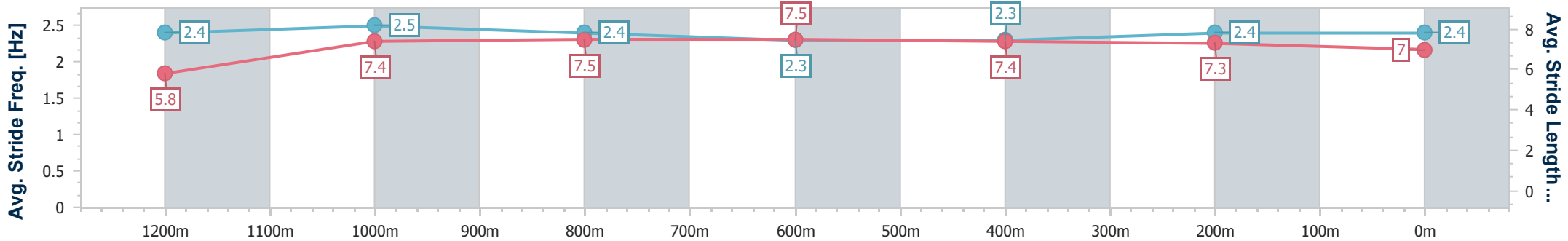
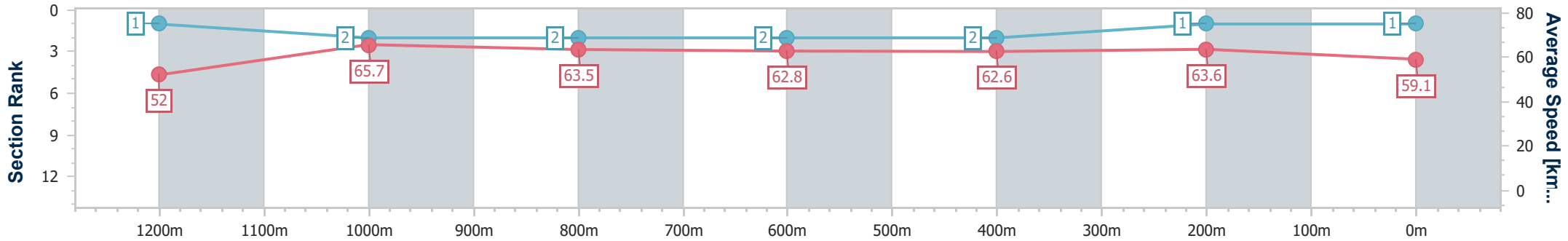
Horse/Jockey Name	Scapini
Final Rank	1
Fastest Section Time (Section)	0:10.98 (1200m)
Top Speed [km/h] (Section)	67.5 (1200m)
Race State	Finished



Townsville QLD Professional
 Race 6: LADBROKES BET TICKER RATINGS BAND 0 - 55
 Handicap - 1400m
 22 March 2024 - 16:04
 Track Rating: Good 4, Weather: Fine, Rail Position: +2.0m 1000m-
 W.P; +0.5 Remainder



Section	Overall	1200m	1000m	800m	600m	400m	200m
Section Times	1:22.88 [1] (0:13.89)	1:08.99 [1] (0:10.98)	0:58.01 [2] (0:11.58)	0:46.43 [2] (0:11.64)	0:34.79 [2] (0:11.34)	0:23.45 [2] (0:11.27)	0:12.18 [1] (0:12.18)
Average Speed [km/h]	52.0	65.7	63.5	62.8	62.6	63.6	59.1
Top Speed [km/h]	67.4	67.5	65.6	63.8	65.0	65.9	62.9
Avg. Dist. to Rail [m]	11.3	5.5	4.5	2.4	1.9	2.3	1.0
Avg. Stride Freq. [Hz]	2.4	2.5	2.4	2.3	2.3	2.4	2.4
Avg. Stride Length [m]	5.8	7.4	7.5	7.5	7.4	7.3	7.0



- [] Ranking at each section and finish
- .-.- No data available at this section
- NA No data available



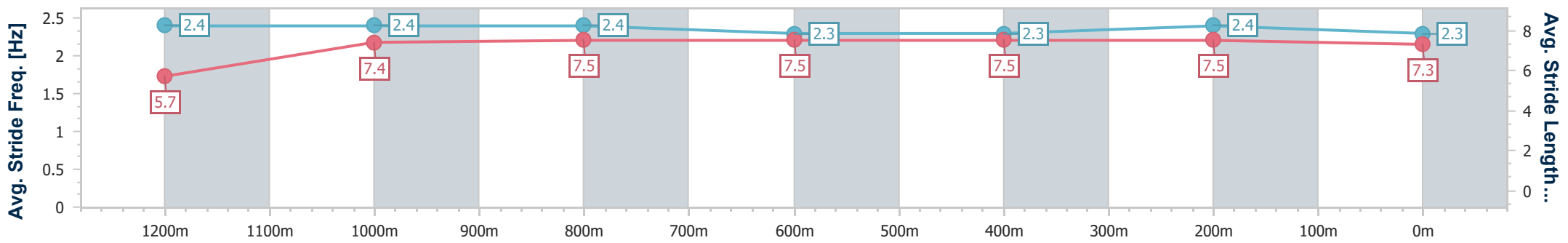
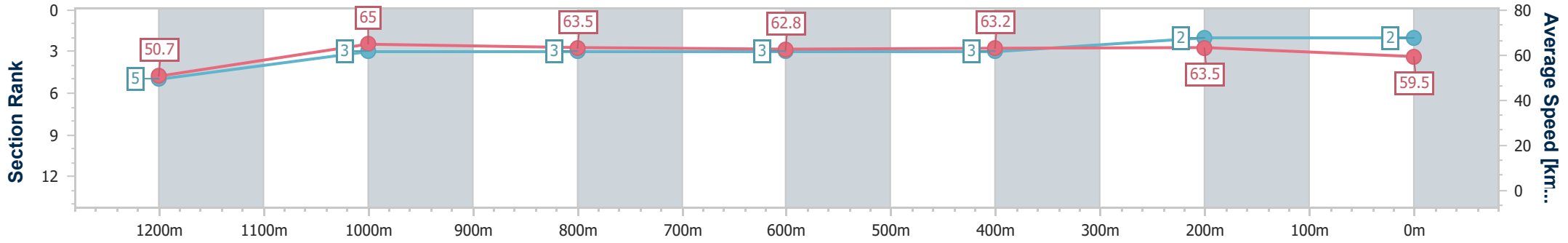
Horse/Jockey Name	Flaming Torch
Final Rank	2
Fastest Section Time (Section)	0:11.12 (1200m)
Top Speed [km/h] (Section)	66.9 (1200m)
Race State	Finished



Townsville QLD Professional
 Race 6: LADBROKES BET TICKER RATINGS BAND 0 - 55
 Handicap - 1400m
 22 March 2024 - 16:04
 Track Rating: Good 4, Weather: Fine, Rail Position: +2.0m 1000m-
 W.P; +0.5 Remainder



Section	Overall	1200m	1000m	800m	600m	400m	200m
Section Times	1:22.90 [2] (0:14.16)	1:08.74 [5] (0:11.12)	0:57.62 [3] (0:11.50)	0:46.12 [3] (0:11.49)	0:34.63 [3] (0:11.25)	0:23.38 [3] (0:11.28)	0:12.10 [2] (0:12.10)
Average Speed [km/h]	50.7	65.0	63.5	62.8	63.2	63.5	59.5
Top Speed [km/h]	66.0	66.9	64.7	63.9	65.2	65.3	63.9
Avg. Dist. to Rail [m]	7.2	4.5	3.1	0.9	2.3	1.9	1.6
Avg. Stride Freq. [Hz]	2.4	2.4	2.4	2.3	2.3	2.4	2.3
Avg. Stride Length [m]	5.7	7.4	7.5	7.5	7.5	7.5	7.3



- [] Ranking at each section and finish
- .-.- No data available at this section
- NA No data available



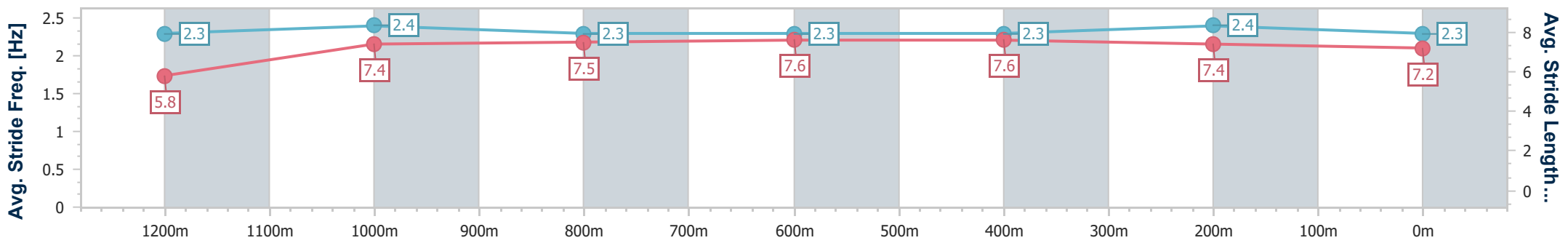
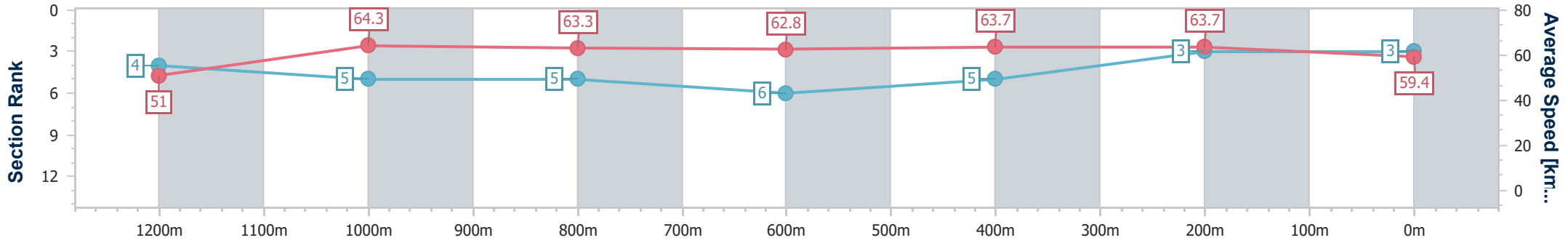
Horse/Jockey Name	Fanciful Mr Fox
Final Rank	3
Fastest Section Time (Section)	0:11.23 (1200m)
Top Speed [km/h] (Section)	66.7 (1200m)
Race State	Finished



Townsville QLD Professional
 Race 6: LADBROKES BET TICKER RATINGS BAND 0 - 55
 Handicap - 1400m
 22 March 2024 - 16:04
 Track Rating: Good 4, Weather: Fine, Rail Position: +2.0m 1000m-
 W.P; +0.5 Remainder



Section	Overall	1200m	1000m	800m	600m	400m	200m
Section Times	1:23.11 [3] (0:14.10)	1:09.01 [4] (0:11.23)	0:57.78 [5] (0:11.63)	0:46.15 [5] (0:11.49)	0:34.66 [6] (0:11.26)	0:23.40 [5] (0:11.31)	0:12.09 [3] (0:12.09)
Average Speed [km/h]	51.0	64.3	63.3	62.8	63.7	63.7	59.4
Top Speed [km/h]	66.6	66.7	64.1	63.8	65.4	65.4	63.4
Avg. Dist. to Rail [m]	6.2	4.1	4.0	1.1	1.2	1.2	3.5
Avg. Stride Freq. [Hz]	2.3	2.4	2.3	2.3	2.3	2.4	2.3
Avg. Stride Length [m]	5.8	7.4	7.5	7.6	7.6	7.4	7.2



- [] Ranking at each section and finish
- .-.- No data available at this section
- NA No data available



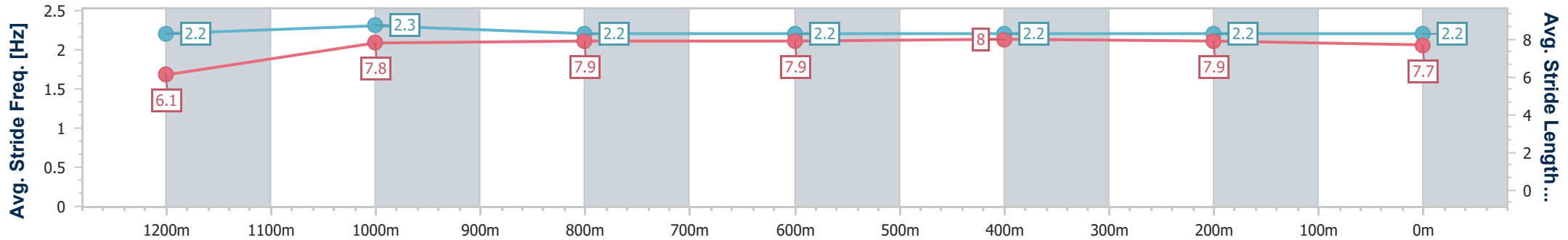
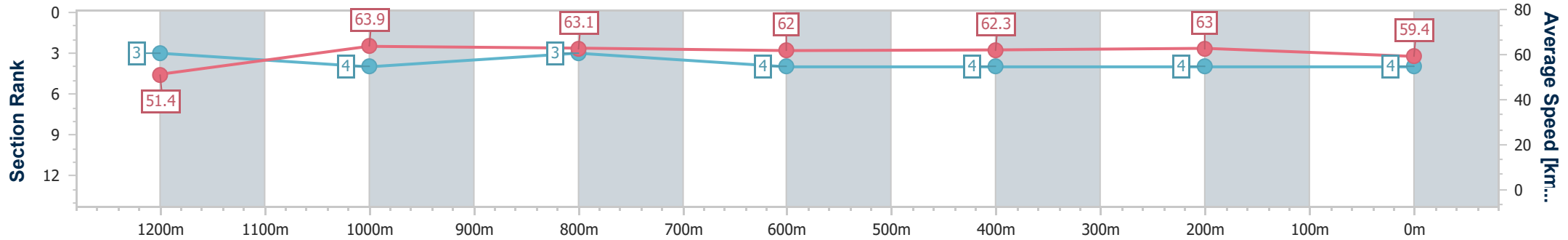
Horse/Jockey Name	Borlotti Beans
Final Rank	4
Fastest Section Time (Section)	0:11.28 (1200m)
Top Speed [km/h] (Section)	66.2 (Overall)
Race State	Finished



Townsville QLD Professional
 Race 6: LADBROKES BET TICKER RATINGS BAND 0 - 55
 Handicap - 1400m
 22 March 2024 - 16:04
 Track Rating: Good 4, Weather: Fine, Rail Position: +2.0m 1000m-
 W.P; +0.5 Remainder



Section	Overall	1200m	1000m	800m	600m	400m	200m
Section Times	1:23.19 [4] (0:14.03)	1:09.16 [3] (0:11.28)	0:57.88 [4] (0:11.47)	0:46.41 [3] (0:11.55)	0:34.86 [4] (0:11.37)	0:23.49 [4] (0:11.38)	0:12.11 [4] (0:12.11)
Average Speed [km/h]	51.4	63.9	63.1	62.0	62.3	63.0	59.4
Top Speed [km/h]	66.2	66.0	64.2	62.9	63.0	64.2	62.3
Avg. Dist. to Rail [m]	8.9	3.5	1.4	1.0	3.6	1.4	0.6
Avg. Stride Freq. [Hz]	2.2	2.3	2.2	2.2	2.2	2.2	2.2
Avg. Stride Length [m]	6.1	7.8	7.9	7.9	8.0	7.9	7.7



- [] Ranking at each section and finish
- .-.- No data available at this section
- NA No data available



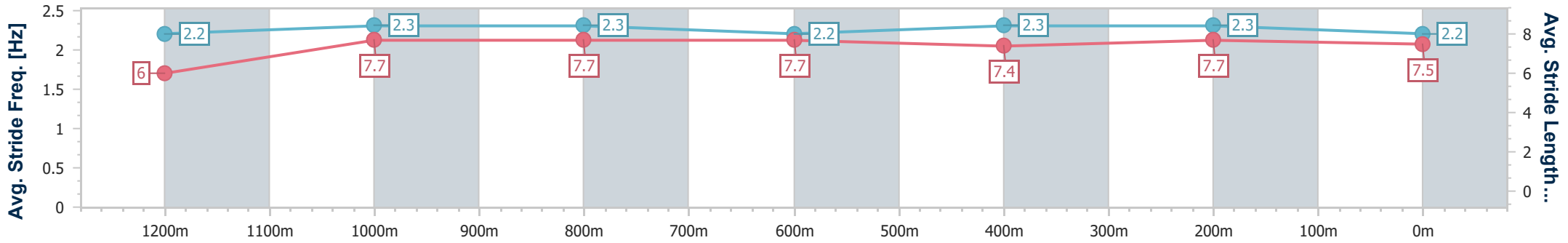
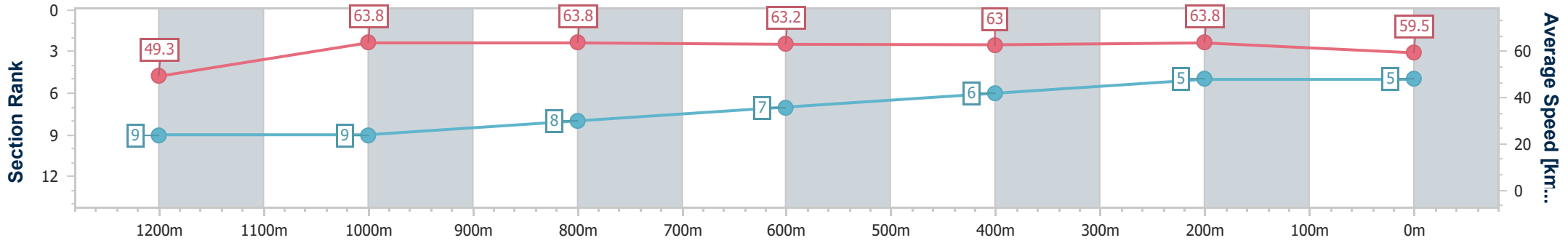
Horse/Jockey Name	Altar Boy
Final Rank	5
Fastest Section Time (Section)	0:11.22 (600m)
Top Speed [km/h] (Section)	65.5 (1000m)
Race State	Finished



Townsville QLD Professional
 Race 6: LADBROKES BET TICKER RATINGS BAND 0 - 55
 Handicap - 1400m
 22 March 2024 - 16:04
 Track Rating: Good 4, Weather: Fine, Rail Position: +2.0m 1000m-
 W.P; +0.5 Remainder



Section	Overall	1200m	1000m	800m	600m	400m	200m
Section Times	1:23.23 [5] (0:14.60)	1:08.63 [9] (0:11.39)	0:57.24 [9] (0:11.42)	0:45.82 [8] (0:11.25)	0:34.57 [7] (0:11.22)	0:23.35 [6] (0:11.28)	0:12.07 [5] (0:12.07)
Average Speed [km/h]	49.3	63.8	63.8	63.2	63.0	63.8	59.5
Top Speed [km/h]	65.2	65.2	65.5	64.8	64.3	64.4	63.1
Avg. Dist. to Rail [m]	6.1	5.0	2.6	2.0	3.9	2.0	2.7
Avg. Stride Freq. [Hz]	2.2	2.3	2.3	2.2	2.3	2.3	2.2
Avg. Stride Length [m]	6.0	7.7	7.7	7.7	7.4	7.7	7.5



- [] Ranking at each section and finish
- .-.- No data available at this section
- NA No data available



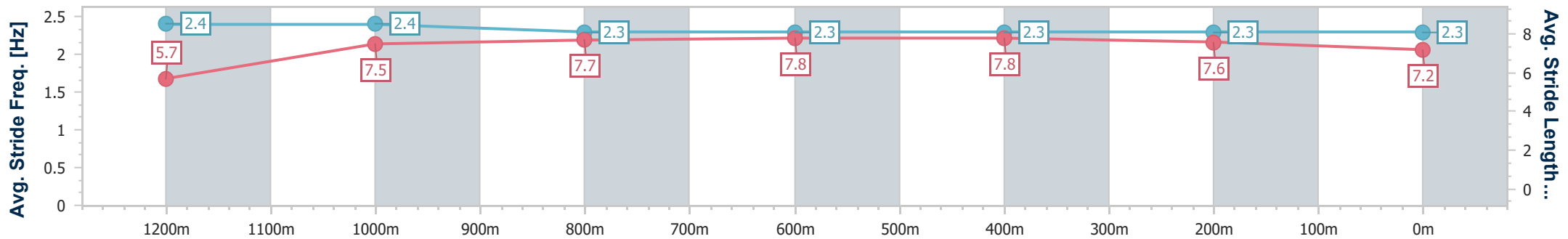
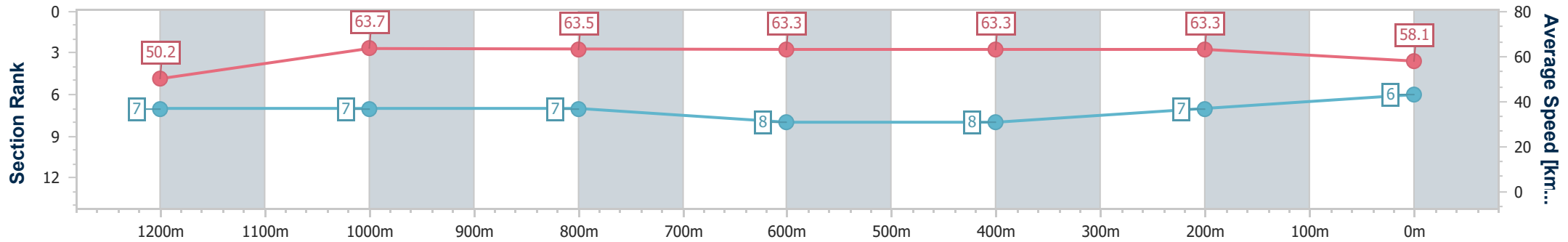
Horse/Jockey Name	Sophia's Lass
Final Rank	6
Fastest Section Time (Section)	0:11.30 (1200m)
Top Speed [km/h] (Section)	66.5 (1200m)
Race State	Finished



Townsville QLD Professional
 Race 6: LADBROKES BET TICKER RATINGS BAND 0 - 55
 Handicap - 1400m
 22 March 2024 - 16:04
 Track Rating: Good 4, Weather: Fine, Rail Position: +2.0m 1000m-
 W.P; +0.5 Remainder



Section	Overall	1200m	1000m	800m	600m	400m	200m
Section Times	1:23.92 [6] (0:14.36)	1:09.56 [7] (0:11.30)	0:58.26 [7] (0:11.63)	0:46.63 [7] (0:11.47)	0:35.16 [8] (0:11.37)	0:23.79 [8] (0:11.40)	0:12.39 [7] (0:12.39)
Average Speed [km/h]	50.2	63.7	63.5	63.3	63.3	63.3	58.1
Top Speed [km/h]	65.5	66.5	64.9	64.8	65.0	65.4	61.8
Avg. Dist. to Rail [m]	8.3	4.4	4.4	2.0	0.4	2.4	4.7
Avg. Stride Freq. [Hz]	2.4	2.4	2.3	2.3	2.3	2.3	2.3
Avg. Stride Length [m]	5.7	7.5	7.7	7.8	7.8	7.6	7.2



- [] Ranking at each section and finish
- .-.- No data available at this section
- NA No data available



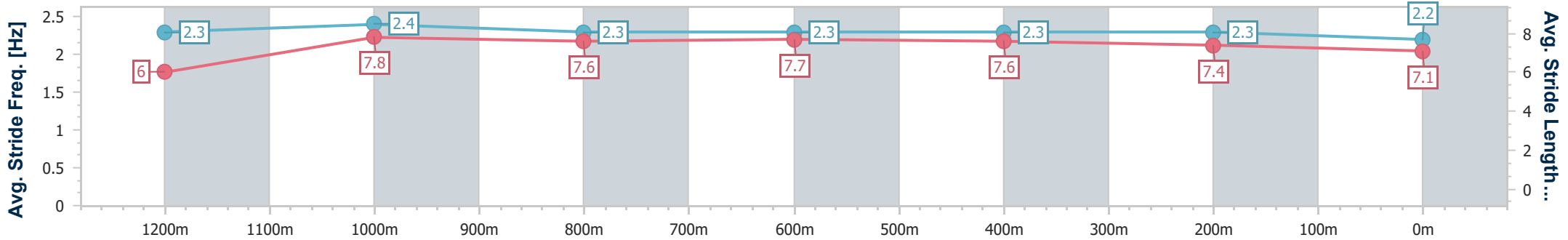
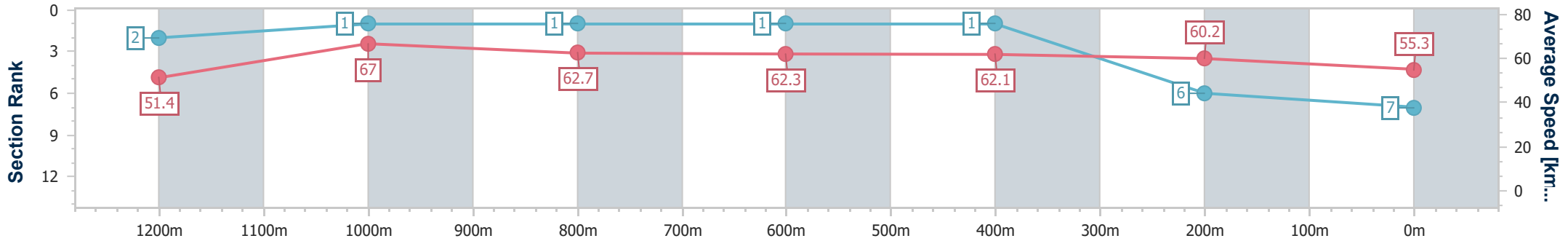
Horse/Jockey Name	Better Days Ahead
Final Rank	7
Fastest Section Time (Section)	0:10.81 (1200m)
Top Speed [km/h] (Section)	68.5 (1200m)
Race State	Finished



Townsville QLD Professional
 Race 6: LADBROKES BET TICKER RATINGS BAND 0 - 55
 Handicap - 1400m
 22 March 2024 - 16:04
 Track Rating: Good 4, Weather: Fine, Rail Position: +2.0m 1000m-
 W.P; +0.5 Remainder



Section	Overall	1200m	1000m	800m	600m	400m	200m
Section Times	1:24.31 [7] (0:14.03)	1:10.28 [2] (0:10.81)	0:59.47 [1] (0:11.59)	0:47.88 [1] (0:11.49)	0:36.39 [1] (0:11.49)	0:24.90 [1] (0:11.88)	0:13.02 [6] (0:13.02)
Average Speed [km/h]	51.4	67.0	62.7	62.3	62.1	60.2	55.3
Top Speed [km/h]	66.6	68.5	64.2	63.2	63.0	61.4	58.9
Avg. Dist. to Rail [m]	12.3	6.7	2.4	1.0	2.5	1.7	1.2
Avg. Stride Freq. [Hz]	2.3	2.4	2.3	2.3	2.3	2.3	2.2
Avg. Stride Length [m]	6.0	7.8	7.6	7.7	7.6	7.4	7.1



- [] Ranking at each section and finish
- .-.- No data available at this section
- NA No data available



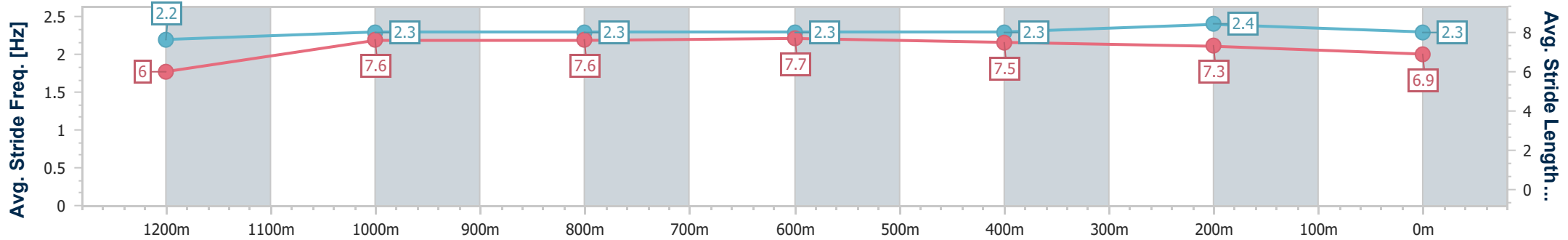
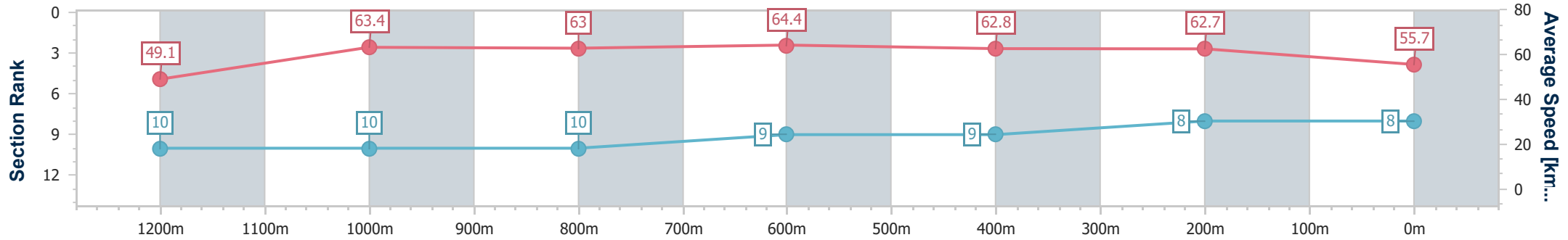
Horse/Jockey Name	Gracious Garcon
Final Rank	8
Fastest Section Time (Section)	0:11.23 (800m)
Top Speed [km/h] (Section)	65.8 (800m)
Race State	Finished



Townsville QLD Professional
 Race 6: LADBROKES BET TICKER RATINGS BAND 0 - 55
 Handicap - 1400m
 22 March 2024 - 16:04
 Track Rating: Good 4, Weather: Fine, Rail Position: +2.0m 1000m-
 W.P; +0.5 Remainder



Section	Overall	1200m	1000m	800m	600m	400m	200m
Section Times	1:24.61 [8] (0:14.66)	1:09.95 [10] (0:11.40)	0:58.55 [10] (0:11.59)	0:46.96 [10] (0:11.23)	0:35.73 [9] (0:11.36)	0:24.37 [9] (0:11.44)	0:12.93 [8] (0:12.93)
Average Speed [km/h]	49.1	63.4	63.0	64.4	62.8	62.7	55.7
Top Speed [km/h]	64.6	65.5	65.5	65.8	63.9	63.7	61.6
Avg. Dist. to Rail [m]	8.2	4.8	3.6	1.1	1.6	1.2	2.7
Avg. Stride Freq. [Hz]	2.2	2.3	2.3	2.3	2.3	2.4	2.3
Avg. Stride Length [m]	6.0	7.6	7.6	7.7	7.5	7.3	6.9



- [] Ranking at each section and finish
- .-.- No data available at this section
- NA No data available



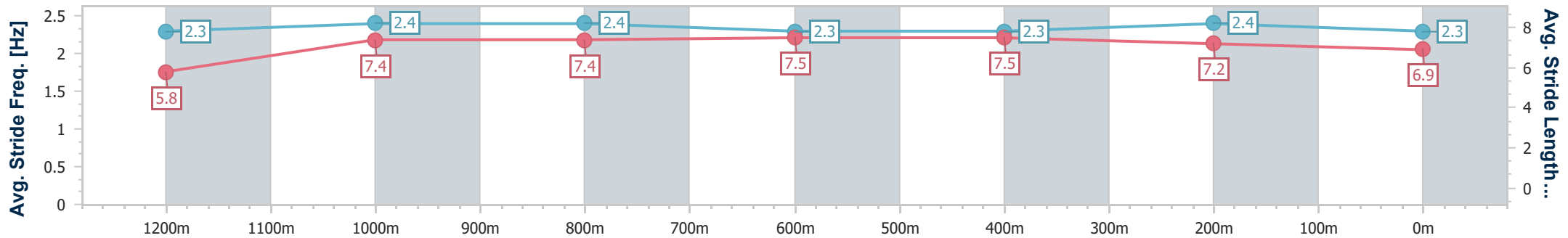
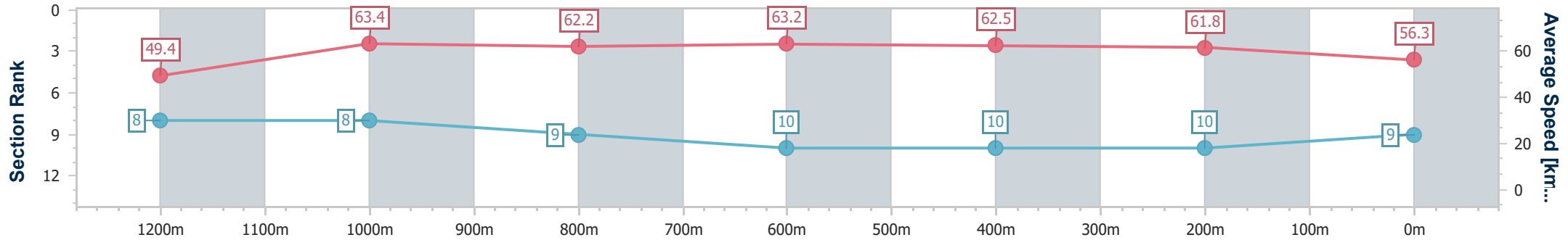
Horse/Jockey Name	Ginasue
Final Rank	9
Fastest Section Time (Section)	0:11.37 (800m)
Top Speed [km/h] (Section)	65.3 (1200m)
Race State	Finished



Townsville QLD Professional
 Race 6: LADBROKES BET TICKER RATINGS BAND 0 - 55
 Handicap - 1400m
 22 March 2024 - 16:04
 Track Rating: Good 4, Weather: Fine, Rail Position: +2.0m 1000m-
 W.P; +0.5 Remainder



Section	Overall	1200m	1000m	800m	600m	400m	200m
Section Times	1:24.77 [9] (0:14.54)	1:10.23 [8] (0:11.43)	0:58.80 [8] (0:11.63)	0:47.17 [9] (0:11.37)	0:35.80 [10] (0:11.37)	0:24.43 [10] (0:11.63)	0:12.80 [10] (0:12.80)
Average Speed [km/h]	49.4	63.4	62.2	63.2	62.5	61.8	56.3
Top Speed [km/h]	65.0	65.3	64.8	64.5	62.9	62.8	59.2
Avg. Dist. to Rail [m]	10.5	3.6	1.7	0.9	2.0	1.5	3.1
Avg. Stride Freq. [Hz]	2.3	2.4	2.4	2.3	2.3	2.4	2.3
Avg. Stride Length [m]	5.8	7.4	7.4	7.5	7.5	7.2	6.9



- [] Ranking at each section and finish
- .-.- No data available at this section
- NA No data available



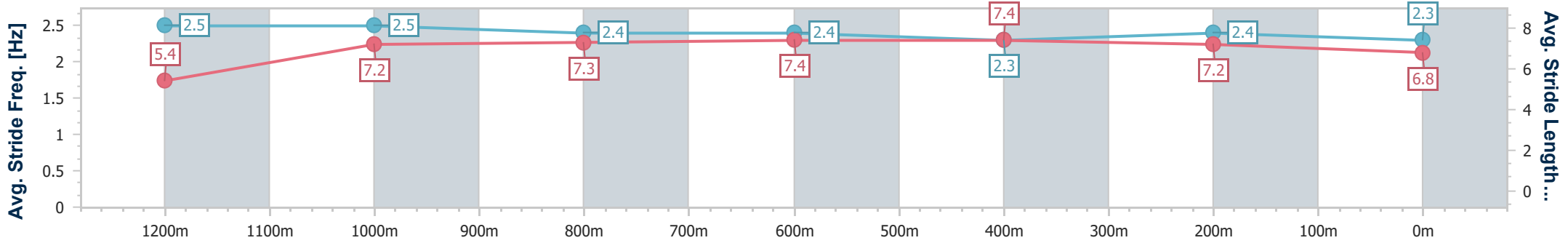
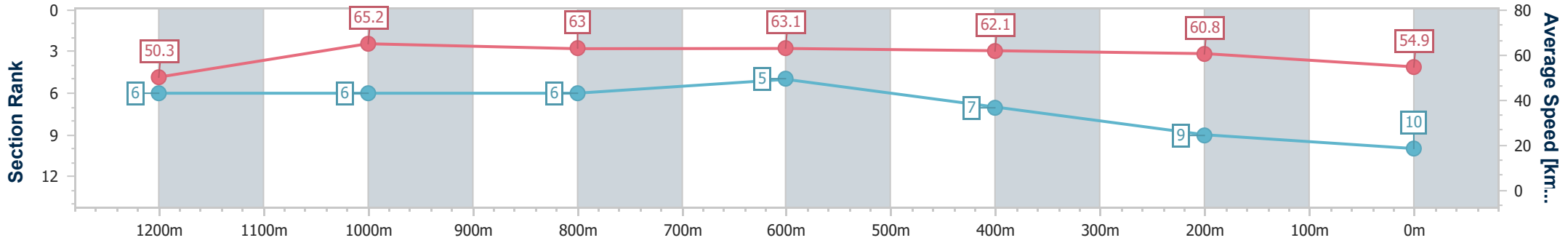
Horse/Jockey Name	Admiral's Daughter
Final Rank	10
Fastest Section Time (Section)	0:11.15 (1200m)
Top Speed [km/h] (Section)	67.0 (1200m)
Race State	Finished



Townsville QLD Professional
 Race 6: LADBROKES BET TICKER RATINGS BAND 0 - 55
 Handicap - 1400m
 22 March 2024 - 16:04
 Track Rating: Good 4, Weather: Fine, Rail Position: +2.0m 1000m-
 W.P; +0.5 Remainder



Section	Overall	1200m	1000m	800m	600m	400m	200m						
Section Times	1:24.88 [10] (0:14.33)	1:10.55 [6] (0:11.15)	0:59.40 [6] (0:11.53)	0:47.87 [6] (0:11.43)	0:36.44 [5] (0:11.51)	0:24.93 [7] (0:11.81)	0:13.12 [9] (0:13.12)						
Average Speed [km/h]	50.3	65.2	63.0	63.1	62.1	60.8	54.9						
Top Speed [km/h]	66.8	67.0	65.1	64.2	62.6	62.6	59.7						
Avg. Dist. to Rail [m]	13.4	5.5	3.0	0.8	1.1	1.0	2.5						
Avg. Stride Freq. [Hz]	2.5	2.5	2.4	2.4	2.3	2.4	2.3						
Avg. Stride Length [m]	5.4	7.2	7.3	7.4	7.4	7.2	6.8						



- [] Ranking at each section and finish
- .-.- No data available at this section
- NA No data available