



Ipswich QLD Professional

Race 1: HAPPY EASTER FROM THE ITC Maiden Plate - 2150m

01 April 2024 - 13:17



Track Rating: Soft 5, Weather: Overcast, Rail Position: True

Section		Overall	2000m	1800m	1600m	1400m	1200m	1000m	Last 600m				
Field Times		2:16.38 (0:11.05)	2:05.33 (0:11.92)	1:53.41 (0:12.74)	1:40.67 (0:13.51)	1:27.16 (0:13.20)	1:13.96 (0:12.88)	1:01.08 (0:12.62)	0:36.40				
Rank	TAB Horse/Jockey	Barrier	Top Speed [km/h]	Fastest Section									Distance Travelled [m]
1	5 SUBAQUA Micheal Hellyer	5	61.8 600m	0:11.05 Overall	2:16.38 [1] (0:11.05)	2:05.33 [1] (0:11.92)	1:53.41 [1] (0:12.74)	1:40.67 [1] (0:13.51)	1:27.16 [1] (0:13.20)	1:13.96 [1] (0:12.88)	1:01.08 [1] (0:12.62)	0:36.40	
2	4 KENSHIN MARU Boris Thornton	4	62.9 600m	0:11.41 Overall	2:16.46 [2] (0:11.41)	2:05.05 [5] (0:12.37)	1:52.68 [6] (0:12.77)	1:39.91 [6] (0:13.52)	1:26.39 [6] (0:13.14)	1:13.25 [6] (0:12.86)	1:00.39 [6] (0:12.47)	0:35.94	+9
3	8 IN THE PICTURE Cejay Graham	8	61.9 600m	0:11.35 Overall	2:16.57 [3] (0:11.35)	2:05.22 [4] (0:12.15)	1:53.07 [4] (0:12.70)	1:40.37 [4] (0:13.47)	1:26.90 [4] (0:13.16)	1:13.74 [4] (0:12.86)	1:00.88 [4] (0:12.57)	0:36.19	+8
4	7 CAESAR CAKE Damien Thornton	7	63.2 600m	0:11.61 600m	2:16.60 [4] (0:11.84)	2:04.76 [8] (0:12.33)	1:52.43 [7] (0:12.74)	1:39.69 [7] (0:13.58)	1:26.11 [7] (0:12.97)	1:13.14 [7] (0:13.01)	1:00.13 [7] (0:12.34)	0:35.82	+9
5	2 VAIN LUKE Jason Taylor	2	65.7 Overall	0:11.41 Overall	2:16.95 [5] (0:11.41)	2:05.54 [6] (0:12.18)	1:53.36 [5] (0:12.75)	1:40.61 [5] (0:13.52)	1:27.09 [5] (0:13.17)	1:13.92 [5] (0:12.94)	1:00.98 [5] (0:12.51)	0:36.39	+1
6	6 THE MAGICIAN Karl Zechner	6	62.5 600m	0:11.68 600m	2:17.00 [6] (0:11.70)	2:05.30 [7] (0:12.60)	1:52.70 [9] (0:12.91)	1:39.79 [9] (0:13.61)	1:26.18 [9] (0:12.98)	1:13.20 [9] (0:12.98)	1:00.22 [9] (0:12.25)	0:35.95	+9
7	1 ADESSO Nozi Tomizawa	1	61.4 600m	0:11.19 Overall	2:17.16 [7] (0:11.19)	2:05.97 [3] (0:12.03)	1:53.94 [3] (0:12.66)	1:41.28 [2] (0:13.49)	1:27.79 [2] (0:13.20)	1:14.59 [2] (0:12.91)	1:01.68 [2] (0:12.56)	0:37.05	+6
8	11 MICK'S PASSION Sean Cormack	11	61.4 600m	0:11.09 Overall	2:17.94 [8] (0:11.09)	2:06.85 [2] (0:12.11)	1:54.74 [2] (0:12.79)	1:41.95 [3] (0:13.51)	1:28.44 [3] (0:13.17)	1:15.27 [3] (0:12.94)	1:02.33 [3] (0:12.56)	0:37.61	+1
9	10 LUCIELLE Michael Schrapel	10	60.7 600m	0:11.84 Overall	2:19.50 [9] (0:11.84)	2:07.66 [9] (0:12.40)	1:55.26 [8] (0:12.89)	1:42.37 [8] (0:13.50)	1:28.87 [8] (0:12.88)	1:15.99 [8] (0:13.01)	1:02.98 [8] (0:12.35)	0:38.53	-1

Scratched: Whyteepee (#3), Lady Deanne (#9)

[] Ranking at each section and finish
 -:-:- No data available at this section
 NA No data available

SCN Saddle cloth number
 DNF Did not finish
 DNT Did not track



Ipswich QLD Professional

Race 1: HAPPY EASTER FROM THE ITC Maiden Plate - 2150m

01 April 2024 - 13:17



Track Rating: Soft 5, Weather: Overcast, Rail Position: True

Section										Last 600m	
Field Times		800m	600m	400m	200m						
		0:48.46 (0:12.06)	0:36.40 (0:11.77)	0:24.63 (0:12.26)	0:12.37 (0:12.37)						
Rank	TAB	Horse/Jockey	Barrier	Top Speed [km/h]	Fastest Section					Margin	Distance Travelled [m]
1	5	SUBAQUA Micheal Hellyer	5	61.8 600m	0:11.05 Overall	0:48.46 [1] (0:12.06)	0:36.40 [1] (0:11.77)	0:24.63 [1] (0:12.26)	0:12.37 [1] (0:12.37)	2:16.38	0:36.40
2	4	KENSHIN MARU Boris Thornton	4	62.9 600m	0:11.41 Overall	0:47.92 [6] (0:11.98)	0:35.94 [5] (0:11.73)	0:24.21 [5] (0:12.04)	0:12.17 [3] (0:12.17)	0.08L	0:35.94 +9
3	8	IN THE PICTURE Cejay Graham	8	61.9 600m	0:11.35 Overall	0:48.31 [4] (0:12.12)	0:36.19 [4] (0:11.85)	0:24.34 [4] (0:12.05)	0:12.29 [2] (0:12.29)	0.11L	0:36.19 +8
4	7	CAESAR CAKE Damien Thornton	7	63.2 600m	0:11.61 600m	0:47.79 [7] (0:11.97)	0:35.82 [7] (0:11.61)	0:24.21 [6] (0:11.98)	0:12.23 [5] (0:12.23)	0.03L	0:35.82 +9
5	2	VAIN LUKE Jason Taylor	2	65.7 Overall	0:11.41 Overall	0:48.47 [5] (0:12.08)	0:36.39 [6] (0:11.87)	0:24.52 [7] (0:12.06)	0:12.46 [6] (0:12.46)	0.35L	0:36.39 +1
6	6	THE MAGICIAN Karl Zechner	6	62.5 600m	0:11.68 600m	0:47.97 [9] (0:12.02)	0:35.95 [9] (0:11.68)	0:24.27 [8] (0:12.11)	0:12.16 [8] (0:12.16)	0.05L	0:35.95 +9
7	1	ADESSO Nozi Tomizawa	1	61.4 600m	0:11.19 Overall	0:49.12 [2] (0:12.07)	0:37.05 [2] (0:11.97)	0:25.08 [2] (0:12.25)	0:12.83 [4] (0:12.83)	0.16L	0:37.05 +6
8	11	MICK'S PASSION Sean Cormack	11	61.4 600m	0:11.09 Overall	0:49.77 [3] (0:12.16)	0:37.61 [3] (0:11.87)	0:25.74 [3] (0:12.32)	0:13.42 [7] (0:13.42)	0.78L	0:37.61 +1
9	10	LUCIELLE Michael Schrapel	10	60.7 600m	0:11.84 Overall	0:50.63 [8] (0:12.10)	0:38.53 [8] (0:12.01)	0:26.52 [9] (0:12.84)	0:13.68 [9] (0:13.68)	1.56L	0:38.53 -1

Scratched: Whyteepee (#3), Lady Deanne (#9)



Horse/Jockey Name	Subaqua
Final Rank	1
Fastest Section Time (Section)	0:11.05 (Overall)
Top Speed [km/h] (Section)	61.8 (600m)
Race State	Finished



Ipswich QLD Professional

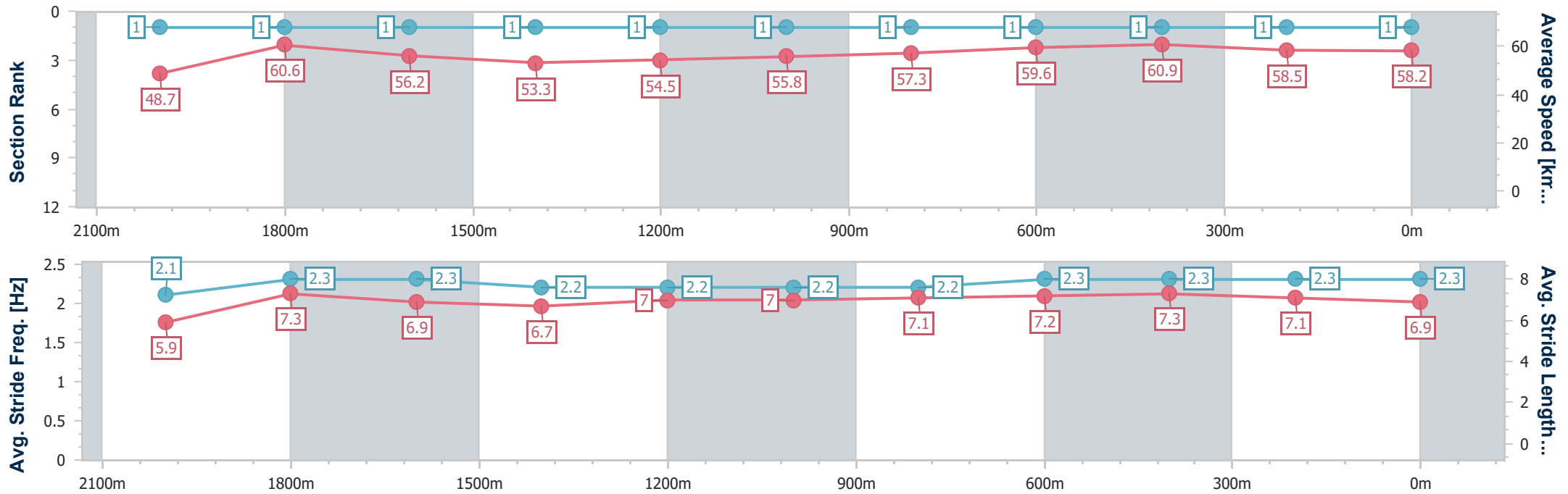
Race 1: HAPPY EASTER FROM THE ITC Maiden Plate - 2150m



01 April 2024 - 13:17

Track Rating: Soft 5, Weather: Overcast, Rail Position: True

Section	Overall	2000m	1800m	1600m	1400m	1200m	1000m	800m	600m	400m	200m
Section Times	2:16.38 [1] (0:11.05)	2:05.33 [1] (0:11.92)	1:53.41 [1] (0:12.74)	1:40.67 [1] (0:13.51)	1:27.16 [1] (0:13.20)	1:13.96 [1] (0:12.88)	1:01.08 [1] (0:12.62)	0:48.46 [1] (0:12.06)	0:36.40 [1] (0:11.77)	0:24.63 [1] (0:12.26)	0:12.37 [1] (0:12.37)
Average Speed [km/h]	48.7	60.6	56.2	53.3	54.5	55.8	57.3	59.6	60.9	58.5	58.2
Top Speed [km/h]	61.4	61.7	59.0	54.0	54.9	56.6	57.9	60.8	61.8	60.1	58.7
Avg. Dist. to Rail [m]	2.8	0.5	0.6	0.3	0.1	0.2	0.2	0.3	0.7	1.1	0.5
Avg. Stride Freq. [Hz]	2.1	2.3	2.3	2.2	2.2	2.2	2.2	2.3	2.3	2.3	2.3
Avg. Stride Length [m]	5.9	7.3	6.9	6.7	7.0	7.0	7.1	7.2	7.3	7.1	6.9



- [] Ranking at each section and finish
- .-.- No data available at this section
- NA No data available



Horse/Jockey Name	Kenshin Maru
Final Rank	2
Fastest Section Time (Section)	0:11.41 (Overall)
Top Speed [km/h] (Section)	62.9 (600m)
Race State	Finished



Ipswich QLD Professional

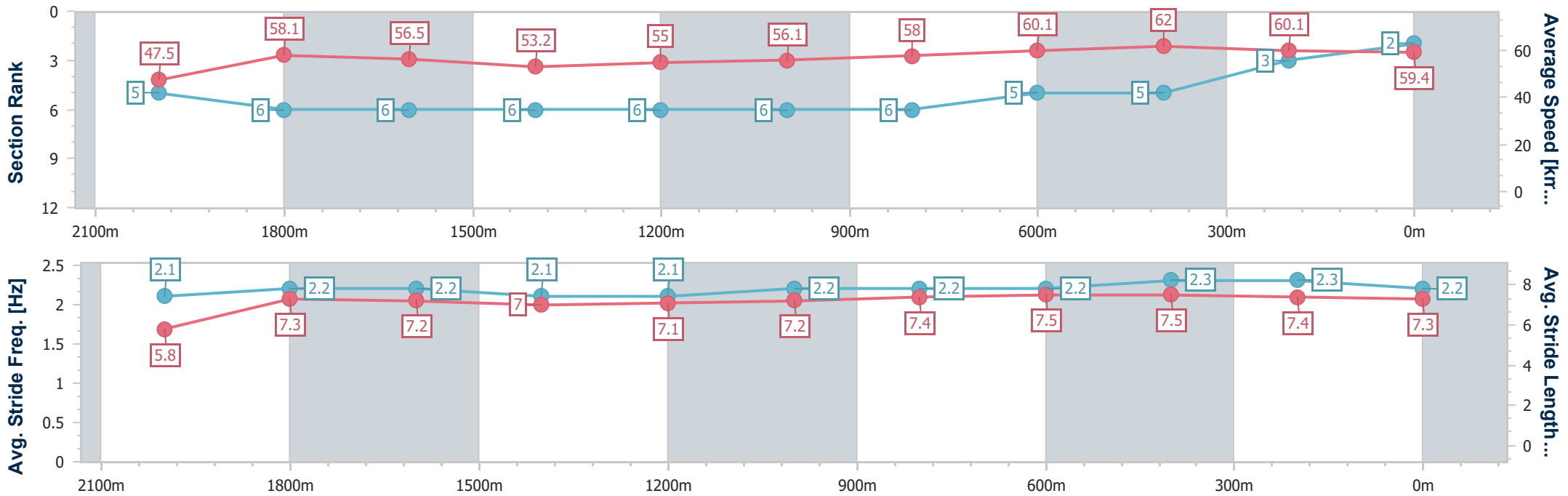
Race 1: HAPPY EASTER FROM THE ITC Maiden Plate - 2150m



01 April 2024 - 13:17

Track Rating: Soft 5, Weather: Overcast, Rail Position: True

Section	Overall	2000m	1800m	1600m	1400m	1200m	1000m	800m	600m	400m	200m
Section Times	2:16.46 [2] (0:11.41)	2:05.05 [5] (0:12.37)	1:52.68 [6] (0:12.77)	1:39.91 [6] (0:13.52)	1:26.39 [6] (0:13.14)	1:13.25 [6] (0:12.86)	1:00.39 [6] (0:12.47)	0:47.92 [6] (0:11.98)	0:35.94 [5] (0:11.73)	0:24.21 [5] (0:12.04)	0:12.17 [3] (0:12.17)
Average Speed [km/h]	47.5	58.1	56.5	53.2	55.0	56.1	58.0	60.1	62.0	60.1	59.4
Top Speed [km/h]	58.1	59.8	57.4	54.4	55.5	58.4	58.4	62.3	62.9	61.2	60.7
Avg. Dist. to Rail [m]	6.7	0.7	0.4	1.2	0.7	0.6	0.9	0.8	1.8	2.6	3.3
Avg. Stride Freq. [Hz]	2.1	2.2	2.2	2.1	2.1	2.2	2.2	2.2	2.3	2.3	2.2
Avg. Stride Length [m]	5.8	7.3	7.2	7.0	7.1	7.2	7.4	7.5	7.5	7.4	7.3



- [] Ranking at each section and finish
- .-.- No data available at this section
- NA No data available



Horse/Jockey Name	In The Picture
Final Rank	3
Fastest Section Time (Section)	0:11.35 (Overall)
Top Speed [km/h] (Section)	61.9 (600m)
Race State	Finished



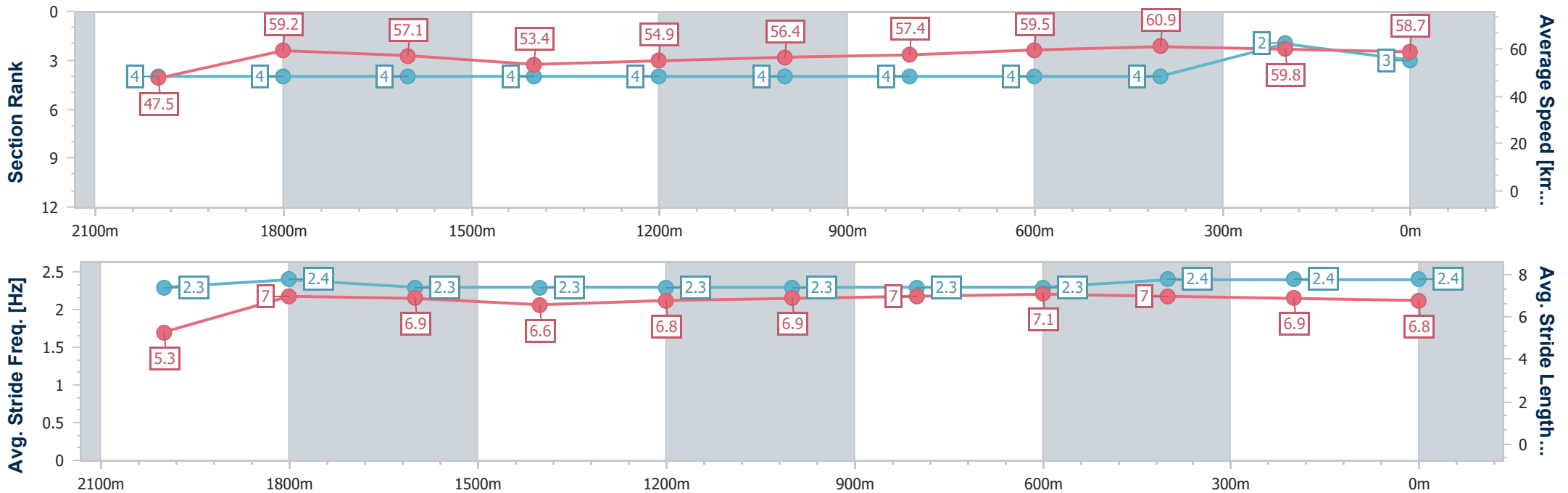
Ipswich QLD Professional
Race 1: HAPPY EASTER FROM THE ITC Maiden Plate - 2150m



01 April 2024 - 13:17

Track Rating: Soft 5, Weather: Overcast, Rail Position: True

Section	Overall	2000m	1800m	1600m	1400m	1200m	1000m	800m	600m	400m	200m
Section Times	2:16.57 [3] (0:11.35)	2:05.22 [4] (0:12.15)	1:53.07 [4] (0:12.70)	1:40.37 [4] (0:13.47)	1:26.90 [4] (0:13.16)	1:13.74 [4] (0:12.86)	1:00.88 [4] (0:12.57)	0:48.31 [4] (0:12.12)	0:36.19 [4] (0:11.85)	0:24.34 [4] (0:12.05)	0:12.29 [2] (0:12.29)
Average Speed [km/h]	47.5	59.2	57.1	53.4	54.9	56.4	57.4	59.5	60.9	59.8	58.7
Top Speed [km/h]	59.9	61.4	58.6	54.4	55.4	57.8	58.4	61.6	61.9	60.8	59.6
Avg. Dist. to Rail [m]	9.4	2.1	0.6	1.1	0.9	1.1	1.3	0.9	0.7	0.8	1.7
Avg. Stride Freq. [Hz]	2.3	2.4	2.3	2.3	2.3	2.3	2.3	2.3	2.4	2.4	2.4
Avg. Stride Length [m]	5.3	7.0	6.9	6.6	6.8	6.9	7.0	7.1	7.0	6.9	6.8



- [] Ranking at each section and finish
- .-.- No data available at this section
- NA No data available



Horse/Jockey Name	Caesar Cake
Final Rank	4
Fastest Section Time (Section)	0:11.61 (600m)
Top Speed [km/h] (Section)	63.2 (600m)
Race State	Finished



Ipswich QLD Professional

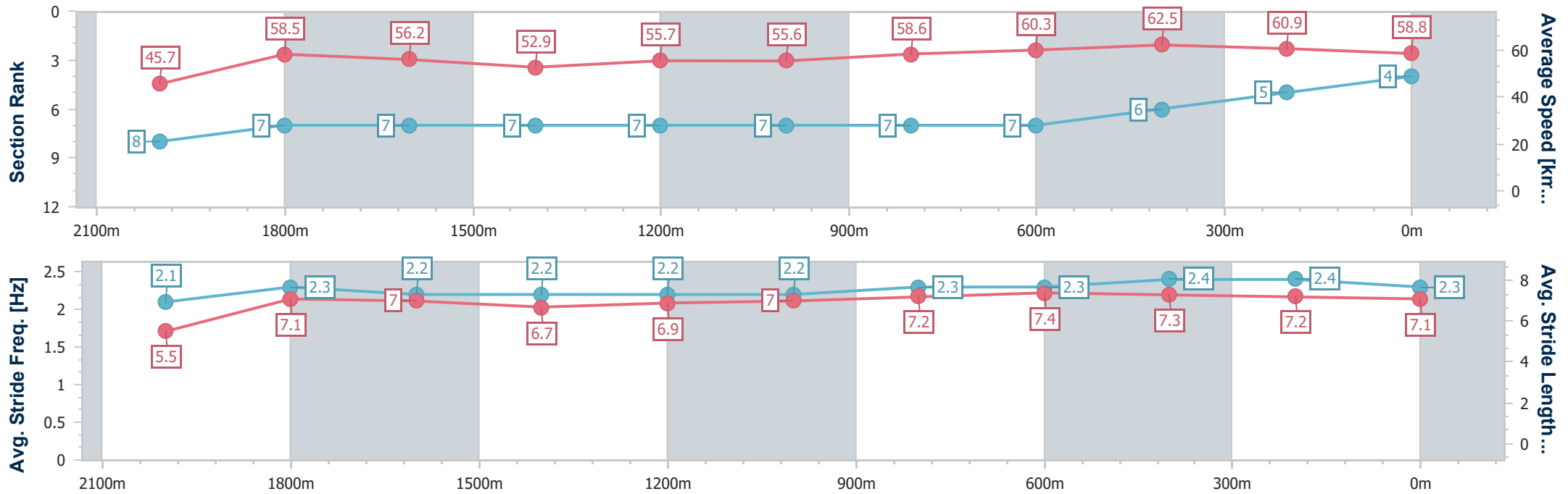
Race 1: HAPPY EASTER FROM THE ITC Maiden Plate - 2150m



01 April 2024 - 13:17

Track Rating: Soft 5, Weather: Overcast, Rail Position: True

Section	Overall	2000m	1800m	1600m	1400m	1200m	1000m	800m	600m	400m	200m
Section Times	2:16.60 [4] (0:11.84)	2:04.76 [8] (0:12.33)	1:52.43 [7] (0:12.74)	1:39.69 [7] (0:13.58)	1:26.11 [7] (0:12.97)	1:13.14 [7] (0:13.01)	1:00.13 [7] (0:12.34)	0:47.79 [7] (0:11.97)	0:35.82 [7] (0:11.61)	0:24.21 [6] (0:11.98)	0:12.23 [5] (0:12.23)
Average Speed [km/h]	45.7	58.5	56.2	52.9	55.7	55.6	58.6	60.3	62.5	60.9	58.8
Top Speed [km/h]	59.6	59.6	56.8	54.0	56.9	58.2	59.5	62.6	63.2	62.3	60.4
Avg. Dist. to Rail [m]	7.1	0.5	0.8	0.3	0.3	1.1	1.4	0.9	1.7	3.6	4.9
Avg. Stride Freq. [Hz]	2.1	2.3	2.2	2.2	2.2	2.2	2.3	2.3	2.4	2.4	2.3
Avg. Stride Length [m]	5.5	7.1	7.0	6.7	6.9	7.0	7.2	7.4	7.3	7.2	7.1



- [] Ranking at each section and finish
- .-.- No data available at this section
- NA No data available



Horse/Jockey Name	Vain Luke
Final Rank	5
Fastest Section Time (Section)	0:11.41 (Overall)
Top Speed [km/h] (Section)	65.7 (Overall)
Race State	Finished



Ipswich QLD Professional

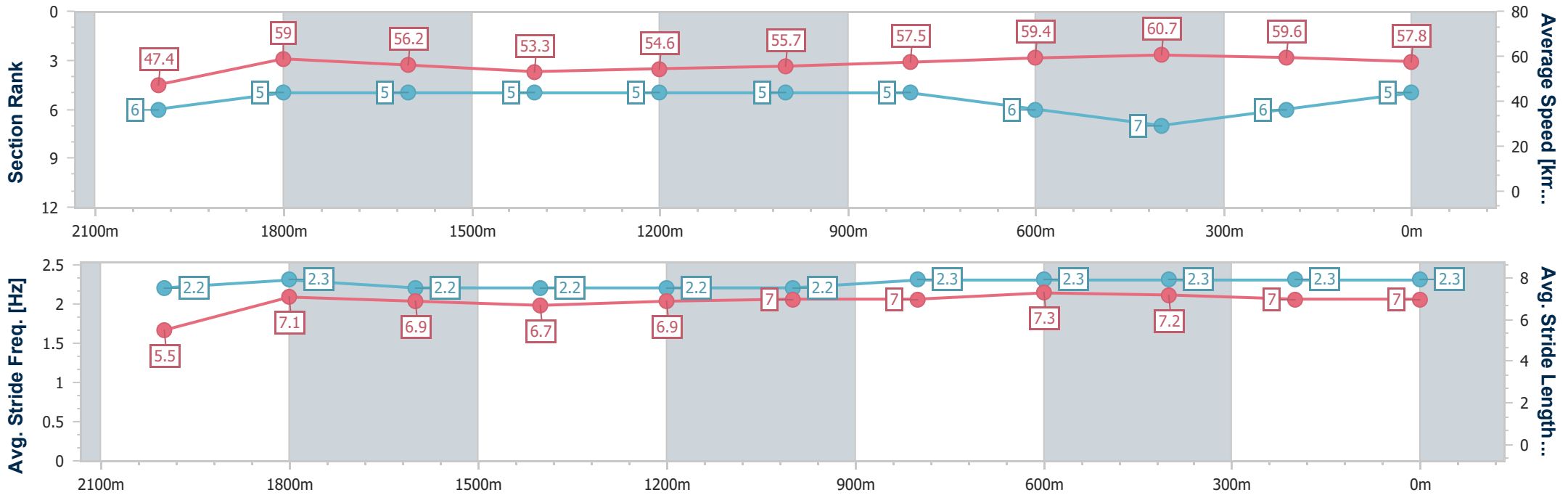
Race 1: HAPPY EASTER FROM THE ITC Maiden Plate - 2150m



01 April 2024 - 13:17

Track Rating: Soft 5, Weather: Overcast, Rail Position: True

Section	Overall	2000m	1800m	1600m	1400m	1200m	1000m	800m	600m	400m	200m
Section Times	2:16.95 [5] (0:11.41)	2:05.54 [6] (0:12.18)	1:53.36 [5] (0:12.75)	1:40.61 [5] (0:13.52)	1:27.09 [5] (0:13.17)	1:13.92 [5] (0:12.94)	1:00.98 [5] (0:12.51)	0:48.47 [5] (0:12.08)	0:36.39 [6] (0:11.87)	0:24.52 [7] (0:12.06)	0:12.46 [6] (0:12.46)
Average Speed [km/h]	47.4	59.0	56.2	53.3	54.6	55.7	57.5	59.4	60.7	59.6	57.8
Top Speed [km/h]	65.7	61.5	57.8	54.3	55.1	57.6	58.5	60.6	60.9	60.2	59.1
Avg. Dist. to Rail [m]	2.7	0.8	0.8	0.2	0.2	0.1	0.2	0.3	0.2	0.7	2.8
Avg. Stride Freq. [Hz]	2.2	2.3	2.2	2.2	2.2	2.2	2.3	2.3	2.3	2.3	2.3
Avg. Stride Length [m]	5.5	7.1	6.9	6.7	6.9	7.0	7.0	7.3	7.2	7.0	7.0



- [] Ranking at each section and finish
- .-.- No data available at this section
- NA No data available



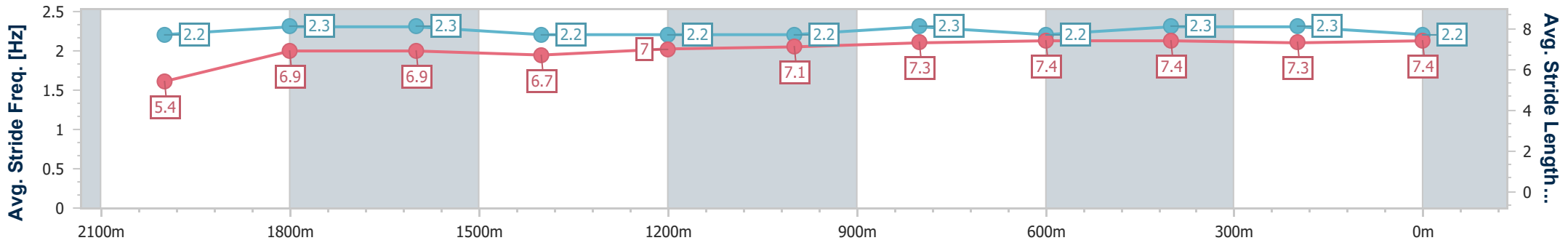
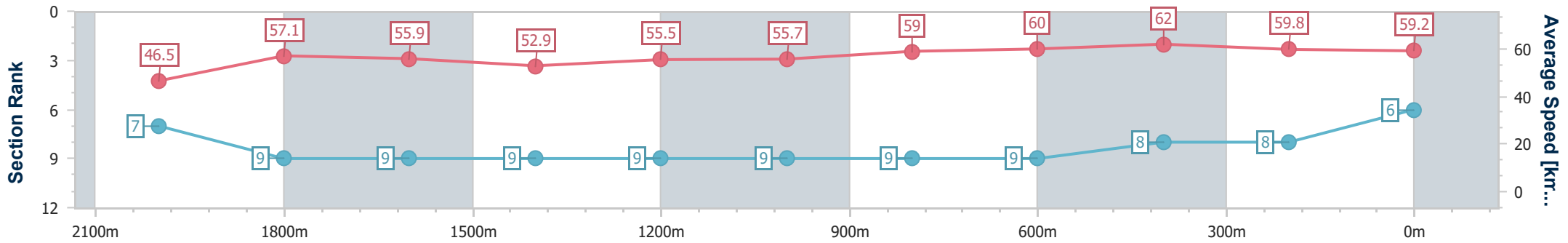
Horse/Jockey Name	The Magician
Final Rank	6
Fastest Section Time (Section)	0:11.68 (600m)
Top Speed [km/h] (Section)	62.5 (600m)
Race State	Finished



Ipswich QLD Professional
 Race 1: HAPPY EASTER FROM THE ITC Maiden Plate - 2150m
 01 April 2024 - 13:17
 Track Rating: Soft 5, Weather: Overcast, Rail Position: True



Section	Overall	2000m	1800m	1600m	1400m	1200m	1000m	800m	600m	400m	200m
Section Times	2:17.00 [6] (0:11.70)	2:05.30 [7] (0:12.60)	1:52.70 [9] (0:12.91)	1:39.79 [9] (0:13.61)	1:26.18 [9] (0:12.98)	1:13.20 [9] (0:12.98)	1:00.22 [9] (0:12.25)	0:47.97 [9] (0:12.02)	0:35.95 [9] (0:11.68)	0:24.27 [8] (0:12.11)	0:12.16 [8] (0:12.16)
Average Speed [km/h]	46.5	57.1	55.9	52.9	55.5	55.7	59.0	60.0	62.0	59.8	59.2
Top Speed [km/h]	58.6	58.9	57.1	55.1	57.5	58.8	60.0	62.1	62.5	60.5	60.1
Avg. Dist. to Rail [m]	8.6	1.6	0.3	0.9	0.7	0.8	1.3	0.8	1.1	2.5	5.1
Avg. Stride Freq. [Hz]	2.2	2.3	2.3	2.2	2.2	2.2	2.3	2.2	2.3	2.3	2.2
Avg. Stride Length [m]	5.4	6.9	6.9	6.7	7.0	7.1	7.3	7.4	7.4	7.3	7.4



- [] Ranking at each section and finish
- .-.- No data available at this section
- NA No data available



Horse/Jockey Name	Adesso
Final Rank	7
Fastest Section Time (Section)	0:11.19 (Overall)
Top Speed [km/h] (Section)	61.4 (600m)
Race State	Finished



Ipswich QLD Professional

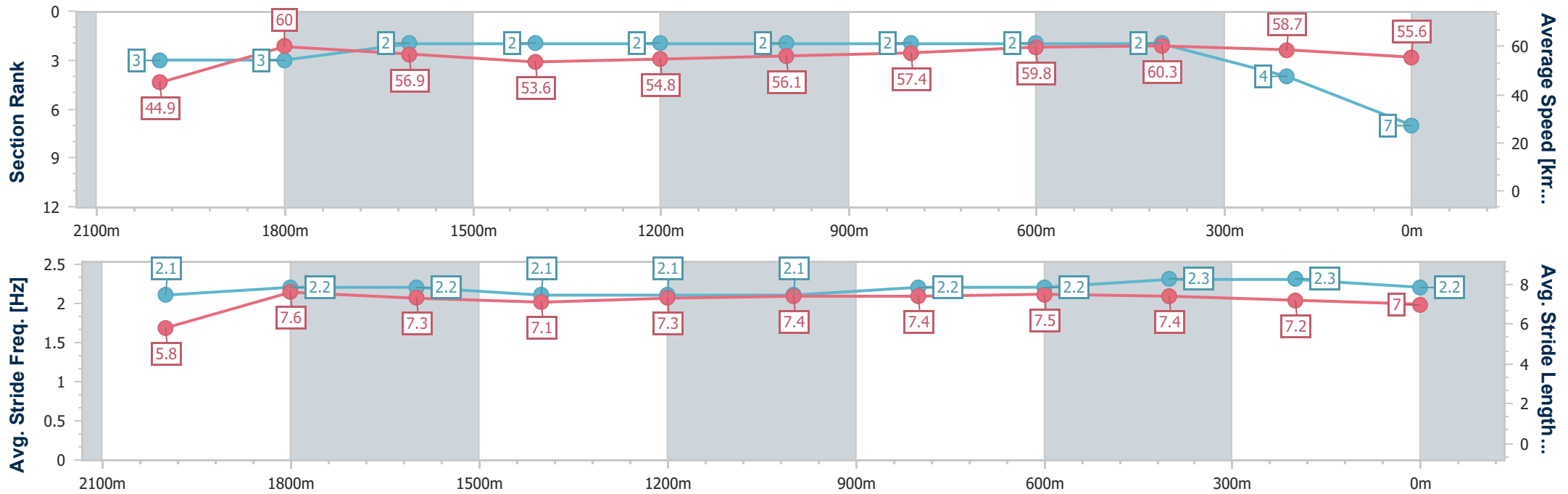
Race 1: HAPPY EASTER FROM THE ITC Maiden Plate - 2150m



01 April 2024 - 13:17

Track Rating: Soft 5, Weather: Overcast, Rail Position: True

Section	Overall	2000m	1800m	1600m	1400m	1200m	1000m	800m	600m	400m	200m
Section Times	2:17.16 [7] (0:11.19)	2:05.97 [3] (0:12.03)	1:53.94 [3] (0:12.66)	1:41.28 [2] (0:13.49)	1:27.79 [2] (0:13.20)	1:14.59 [2] (0:12.91)	1:01.68 [2] (0:12.56)	0:49.12 [2] (0:12.07)	0:37.05 [2] (0:11.97)	0:25.08 [2] (0:12.25)	0:12.83 [4] (0:12.83)
Average Speed [km/h]	44.9	60.0	56.9	53.6	54.8	56.1	57.4	59.8	60.3	58.7	55.6
Top Speed [km/h]	52.5	60.6	60.6	57.0	55.5	57.0	58.2	60.7	61.4	60.8	59.2
Avg. Dist. to Rail [m]	5.1	0.9	0.4	0.8	0.7	1.0	1.1	0.6	0.5	0.4	1.3
Avg. Stride Freq. [Hz]	2.1	2.2	2.2	2.1	2.1	2.1	2.2	2.2	2.3	2.3	2.2
Avg. Stride Length [m]	5.8	7.6	7.3	7.1	7.3	7.4	7.4	7.5	7.4	7.2	7.0



- [] Ranking at each section and finish
- .-.- No data available at this section
- NA No data available



Horse/Jockey Name	Mick's Passion
Final Rank	8
Fastest Section Time (Section)	0:11.09 (Overall)
Top Speed [km/h] (Section)	61.4 (600m)
Race State	Finished



Ipswich QLD Professional

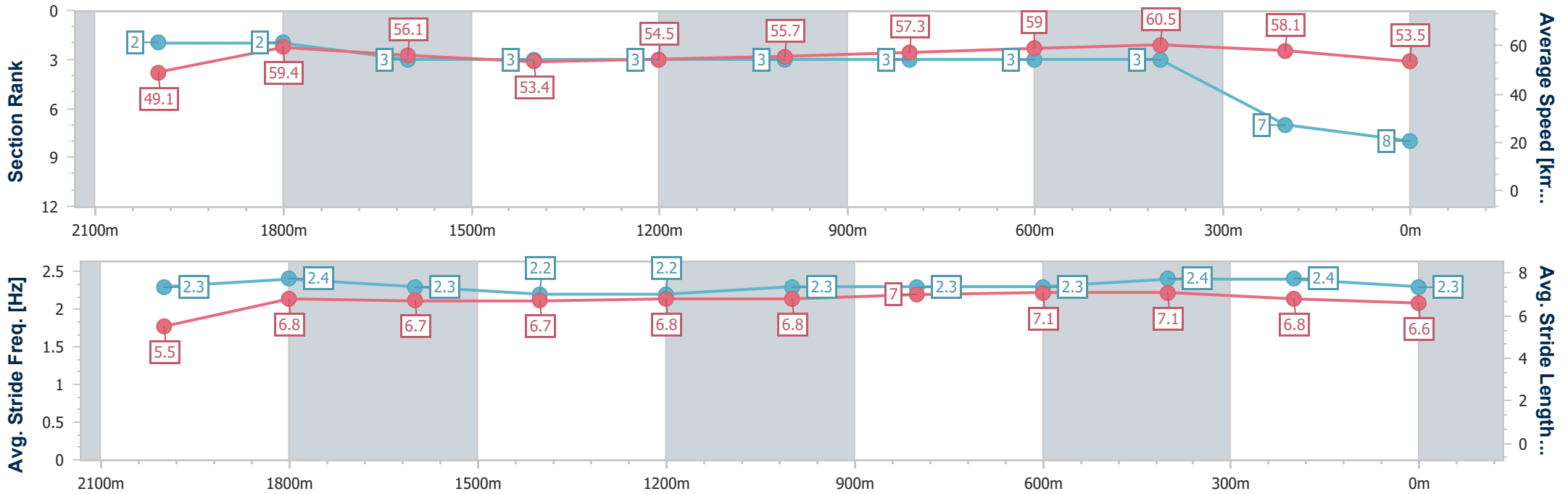
Race 1: HAPPY EASTER FROM THE ITC Maiden Plate - 2150m



01 April 2024 - 13:17

Track Rating: Soft 5, Weather: Overcast, Rail Position: True

Section	Overall	2000m	1800m	1600m	1400m	1200m	1000m	800m	600m	400m	200m
Section Times	2:17.94 [8] (0:11.09)	2:06.85 [2] (0:12.11)	1:54.74 [2] (0:12.79)	1:41.95 [3] (0:13.51)	1:28.44 [3] (0:13.17)	1:15.27 [3] (0:12.94)	1:02.33 [3] (0:12.56)	0:49.77 [3] (0:12.16)	0:37.61 [3] (0:11.87)	0:25.74 [3] (0:12.32)	0:13.42 [7] (0:13.42)
Average Speed [km/h]	49.1	59.4	56.1	53.4	54.5	55.7	57.3	59.0	60.5	58.1	53.5
Top Speed [km/h]	60.5	60.7	58.3	54.3	55.1	57.2	58.4	60.3	61.4	59.5	57.1
Avg. Dist. to Rail [m]	1.7	0.7	0.6	0.2	0.2	0.1	0.3	0.5	0.8	0.9	0.3
Avg. Stride Freq. [Hz]	2.3	2.4	2.3	2.2	2.2	2.3	2.3	2.3	2.4	2.4	2.3
Avg. Stride Length [m]	5.5	6.8	6.7	6.7	6.8	6.8	7.0	7.1	7.1	6.8	6.6



- [] Ranking at each section and finish
- .-.- No data available at this section
- NA No data available



Horse/Jockey Name	Lucielle
Final Rank	9
Fastest Section Time (Section)	0:11.84 (Overall)
Top Speed [km/h] (Section)	60.7 (600m)
Race State	Finished



Ipswich QLD Professional

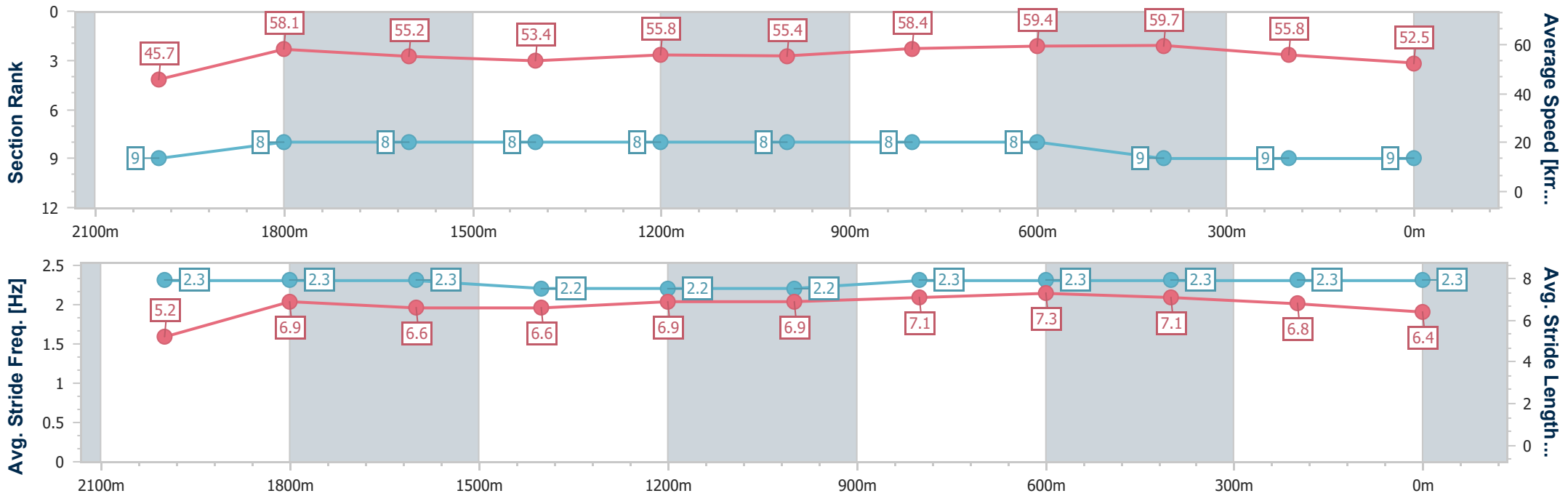
Race 1: HAPPY EASTER FROM THE ITC Maiden Plate - 2150m



01 April 2024 - 13:17

Track Rating: Soft 5, Weather: Overcast, Rail Position: True

Section	Overall	2000m	1800m	1600m	1400m	1200m	1000m	800m	600m	400m	200m
Section Times	2:19.50 [9] (0:11.84)	2:07.66 [9] (0:12.40)	1:55.26 [8] (0:12.89)	1:42.37 [8] (0:13.50)	1:28.87 [8] (0:12.88)	1:15.99 [8] (0:13.01)	1:02.98 [8] (0:12.35)	0:50.63 [8] (0:12.10)	0:38.53 [8] (0:12.01)	0:26.52 [9] (0:12.84)	0:13.68 [9] (0:13.68)
Average Speed [km/h]	45.7	58.1	55.2	53.4	55.8	55.4	58.4	59.4	59.7	55.8	52.5
Top Speed [km/h]	57.8	59.1	56.3	54.1	57.6	57.7	59.5	60.0	60.7	58.5	54.4
Avg. Dist. to Rail [m]	5.0	1.0	1.5	0.2	0.2	0.1	0.3	0.4	0.9	1.0	0.9
Avg. Stride Freq. [Hz]	2.3	2.3	2.3	2.2	2.2	2.2	2.3	2.3	2.3	2.3	2.3
Avg. Stride Length [m]	5.2	6.9	6.6	6.6	6.9	6.9	7.1	7.3	7.1	6.8	6.4



- [] Ranking at each section and finish
- .-.- No data available at this section
- NA No data available



Ipswich QLD Professional
Race 2: BUY TICKETS FOR MOTHERS DAY BREAKFAST QTIS Two-Year-Old Maiden Plate - 800m
01 April 2024 - 13:49



Track Rating: Soft 5, Weather: Overcast, Rail Position: True

Section										Last 600m		
Field Times		Overall	600m	400m	200m							
		0:45.19 (0:12.75)	0:32.44 (0:10.23)	0:22.21 (0:10.95)	0:11.26 (0:11.26)						0:32.44	
Rank	TAB	Horse/Jockey	Barrier	Top Speed [km/h]	Fastest Section	Overall	600m	400m	200m	Margin	Last 600m	Distance Travelled [m]
1	6	ASTIN LANE Cejay Graham	6	72.1 600m	0:10.23 600m	0:45.19 [1] (0:12.75)	0:32.44 [1] (0:10.23)	0:22.21 [1] (0:10.95)	0:11.26 [1] (0:11.26)	0:45.19	0:32.44	
2	4	PALEFACE RINGO Melea Castle	4	70.8 600m	0:10.47 600m	0:45.29 [2] (0:12.91)	0:32.38 [3] (0:10.47)	0:21.91 [2] (0:10.71)	0:11.20 [2] (0:11.20)	0.1L	0:32.38	+0
3	5	TORO STRIKE Jim Byrne	5	69.8 600m	0:10.55 600m	0:46.11 [3] (0:13.30)	0:32.81 [7] (0:10.55)	0:22.26 [7] (0:10.95)	0:11.31 [5] (0:11.31)	0.82L	0:32.81	+2
4	3	LUCKY MAN Emily Lang	3	71.3 600m	0:10.40 600m	0:46.18 [4] (0:12.99)	0:33.19 [4] (0:10.40)	0:22.79 [3] (0:11.06)	0:11.73 [3] (0:11.73)	0.07L	0:33.19	+1
5	2	BOURNE READY Justin Huxtable	2	70.3 600m	0:10.62 600m	0:46.29 [5] (0:13.22)	0:33.07 [6] (0:10.62)	0:22.45 [6] (0:11.12)	0:11.33 [6] (0:11.33)	0.11L	0:33.07	-1
6	11	ROCKY BLONDE Chris Whiteley	11	69.6 600m	0:10.66 600m	0:46.34 [6] (0:13.05)	0:33.29 [5] (0:10.66)	0:22.63 [5] (0:11.07)	0:11.56 [4] (0:11.56)	0.05L	0:33.29	+0
7	1	BACK SEAT CUDDLES Cody Collis	1	69.8 Overall	0:10.71 600m	0:46.49 [7] (0:13.42)	0:33.07 [8] (0:10.71)	0:22.36 [8] (0:11.06)	0:11.30 [8] (0:11.30)	0.15L	0:33.07	+1
8	7	BITTEN BY A PRINCE Michael Rodd	7	68.7 600m	0:10.69 600m	0:46.69 [8] (0:13.79)	0:32.90 [10] (0:10.69)	0:22.21 [10] (0:10.88)	0:11.33 [9] (0:11.33)	0.2L	0:32.90	+2
9	13	ZEPHYRZ ZOOM Micheal Hellyer	13	68.2 600m	0:10.75 600m	0:46.82 [9] (0:13.51)	0:33.31 [9] (0:10.75)	0:22.56 [9] (0:11.14)	0:11.42 [10] (0:11.42)	0.13L	0:33.31	-1
10	10	LOVE IS A ROSE Wendy Peel	10	69.4 Overall	0:10.72 600m	0:47.53 [10] (0:12.84)	0:34.69 [2] (0:10.72)	0:23.97 [4] (0:11.48)	0:12.49 [7] (0:12.49)	0.71L	0:34.69	-2

Scratched: Singed (#12), Heart And Spirit (#9), Framed It (#8)

[] Ranking at each section and finish
 -:-:- No data available at this section
 NA No data available
 SCN Saddle cloth number
 DNF Did not finish
 DNT Did not track



Horse/Jockey Name	Astin Lane
Final Rank	1
Fastest Section Time (Section)	0:10.23 (600m)
Top Speed [km/h] (Section)	72.1 (600m)
Race State	Finished



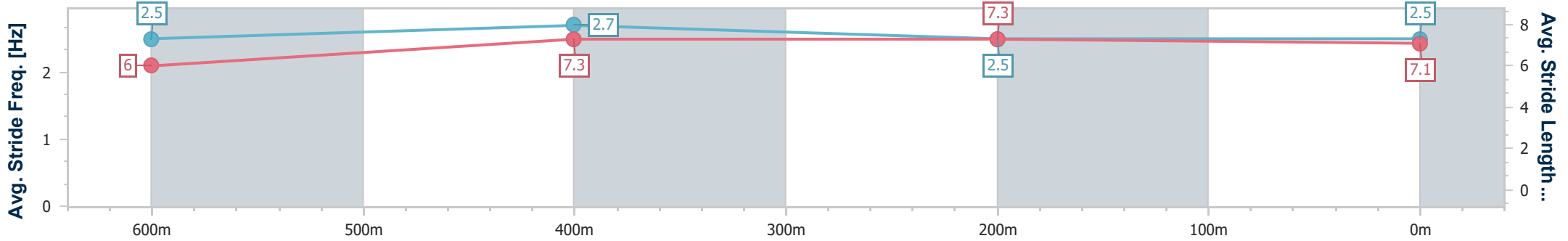
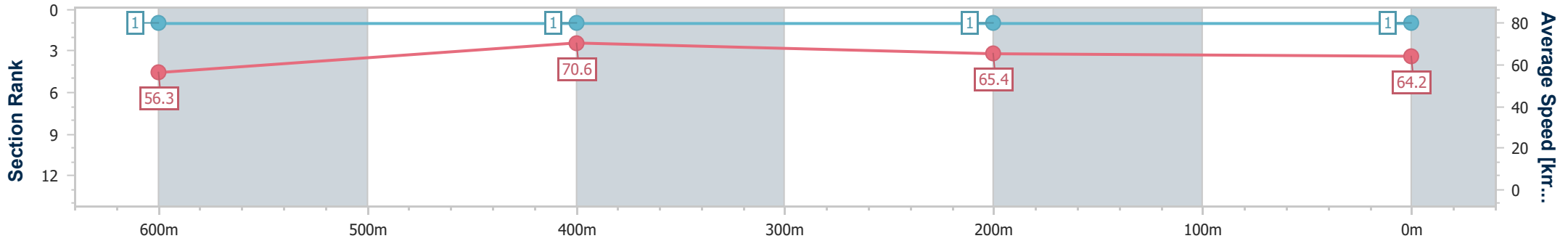
Ipswich QLD Professional
 Race 2: BUY TICKETS FOR MOTHERS DAY BREAKFAST QTIS
 Two-Year-Old Maiden Plate - 800m



01 April 2024 - 13:49

Track Rating: Soft 5, Weather: Overcast, Rail Position: True

Section	Overall	600m	400m	200m
Section Times	0:45.19 [1] (0:12.75)	0:32.44 [1] (0:10.23)	0:22.21 [1] (0:10.95)	0:11.26 [1] (0:11.26)
Average Speed [km/h]	56.3	70.6	65.4	64.2
Top Speed [km/h]	72.0	72.1	66.9	66.8
Avg. Dist. to Rail [m]	11.4	2.7	1.7	1.6
Avg. Stride Freq. [Hz]	2.5	2.7	2.5	2.5
Avg. Stride Length [m]	6.0	7.3	7.3	7.1



- [] Ranking at each section and finish
- .-.- No data available at this section
- NA No data available



Horse/Jockey Name	Paleface Ringo
Final Rank	2
Fastest Section Time (Section)	0:10.47 (600m)
Top Speed [km/h] (Section)	70.8 (600m)
Race State	Finished



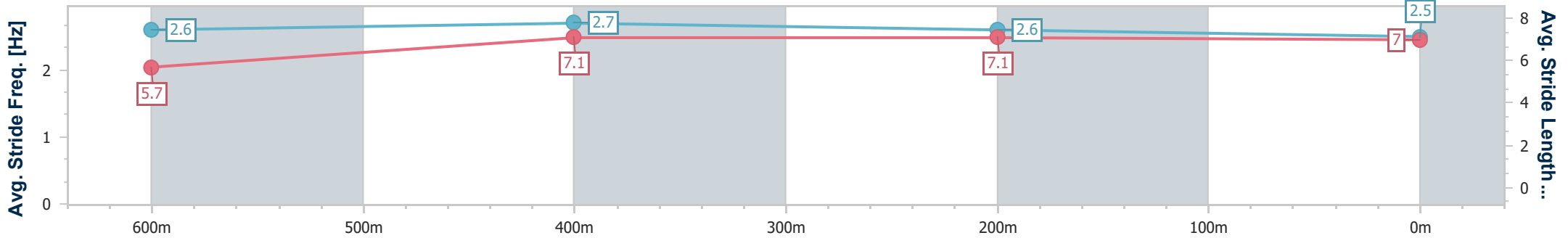
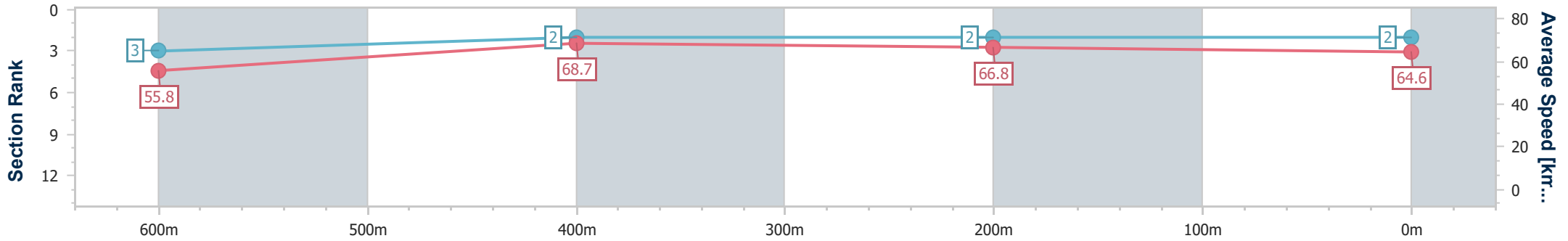
Ipswich QLD Professional
 Race 2: BUY TICKETS FOR MOTHERS DAY BREAKFAST QTIS
 Two-Year-Old Maiden Plate - 800m



01 April 2024 - 13:49

Track Rating: Soft 5, Weather: Overcast, Rail Position: True

Section	Overall	600m	400m	200m
Section Times	0:45.29 [2] (0:12.91)	0:32.38 [3] (0:10.47)	0:21.91 [2] (0:10.71)	0:11.20 [2] (0:11.20)
Average Speed [km/h]	55.8	68.7	66.8	64.6
Top Speed [km/h]	70.3	70.8	67.4	66.1
Avg. Dist. to Rail [m]	8.7	1.3	1.8	0.3
Avg. Stride Freq. [Hz]	2.6	2.7	2.6	2.5
Avg. Stride Length [m]	5.7	7.1	7.1	7.0



- [] Ranking at each section and finish
- .-.- No data available at this section
- NA No data available



Horse/Jockey Name	Toro Strike
Final Rank	3
Fastest Section Time (Section)	0:10.55 (600m)
Top Speed [km/h] (Section)	69.8 (600m)
Race State	Finished



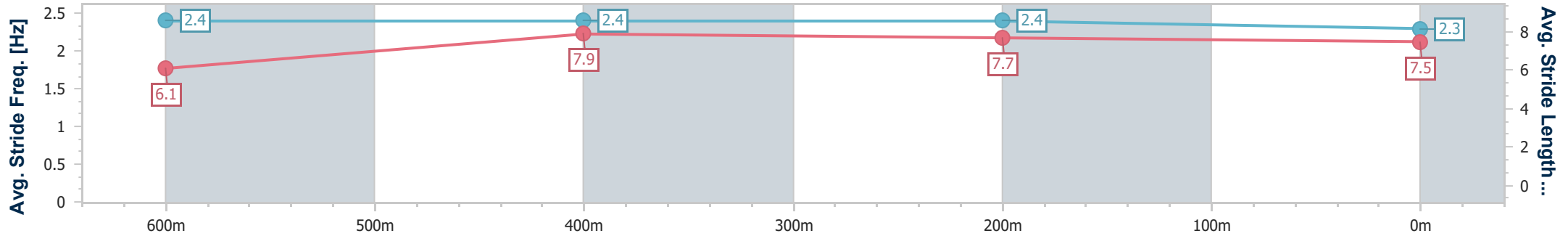
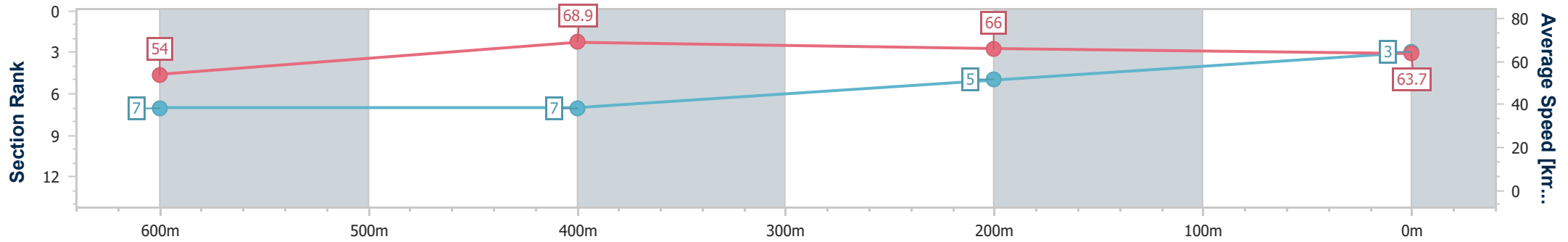
Ipswich QLD Professional
 Race 2: BUY TICKETS FOR MOTHERS DAY BREAKFAST QTIS
 Two-Year-Old Maiden Plate - 800m



01 April 2024 - 13:49

Track Rating: Soft 5, Weather: Overcast, Rail Position: True

Section	Overall	600m	400m	200m
Section Times	0:46.11 [3] (0:13.30)	0:32.81 [7] (0:10.55)	0:22.26 [7] (0:10.95)	0:11.31 [5] (0:11.31)
Average Speed [km/h]	54.0	68.9	66.0	63.7
Top Speed [km/h]	68.7	69.8	67.3	65.1
Avg. Dist. to Rail [m]	7.2	2.8	1.4	3.7
Avg. Stride Freq. [Hz]	2.4	2.4	2.4	2.3
Avg. Stride Length [m]	6.1	7.9	7.7	7.5



- [] Ranking at each section and finish
- .-.- No data available at this section
- NA No data available



Horse/Jockey Name	Lucky Man
Final Rank	4
Fastest Section Time (Section)	0:10.40 (600m)
Top Speed [km/h] (Section)	71.3 (600m)
Race State	Finished



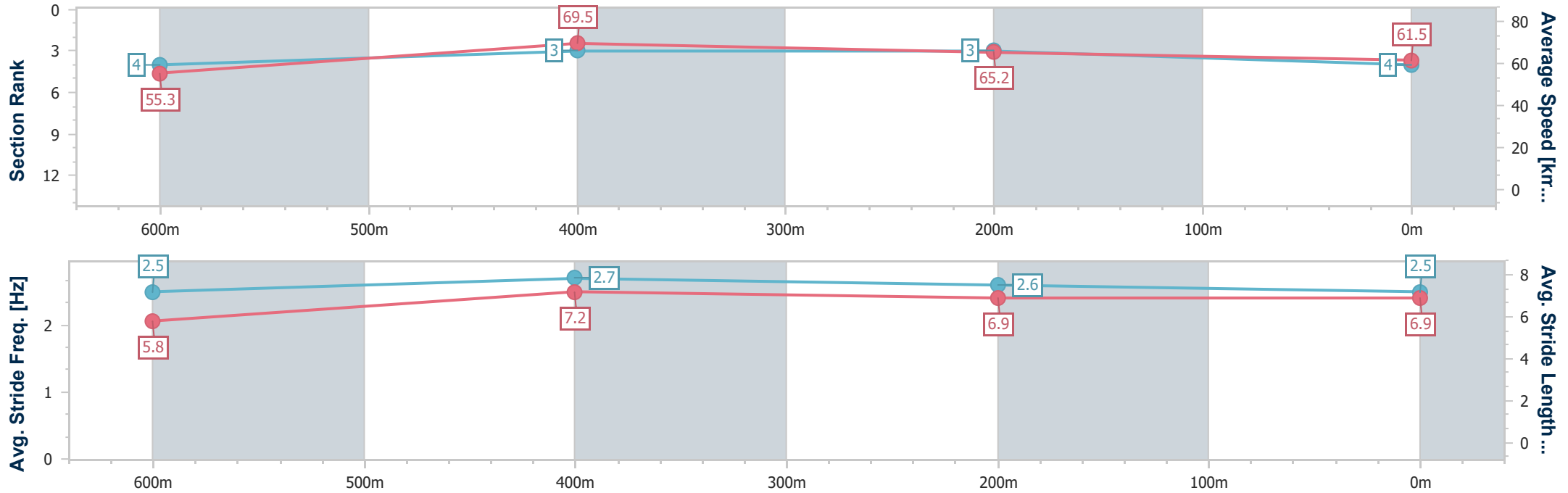
Ipswich QLD Professional
 Race 2: BUY TICKETS FOR MOTHERS DAY BREAKFAST QTIS
 Two-Year-Old Maiden Plate - 800m



01 April 2024 - 13:49

Track Rating: Soft 5, Weather: Overcast, Rail Position: True

Section	Overall	600m	400m	200m
Section Times	0:46.18 [4] (0:12.99)	0:33.19 [4] (0:10.40)	0:22.79 [3] (0:11.06)	0:11.73 [3] (0:11.73)
Average Speed [km/h]	55.3	69.5	65.2	61.5
Top Speed [km/h]	71.3	71.3	66.6	63.0
Avg. Dist. to Rail [m]	9.4	2.1	0.3	1.2
Avg. Stride Freq. [Hz]	2.5	2.7	2.6	2.5
Avg. Stride Length [m]	5.8	7.2	6.9	6.9



- [] Ranking at each section and finish
- .-.- No data available at this section
- NA No data available



Horse/Jockey Name	Bourne Ready
Final Rank	5
Fastest Section Time (Section)	0:10.62 (600m)
Top Speed [km/h] (Section)	70.3 (600m)
Race State	Finished



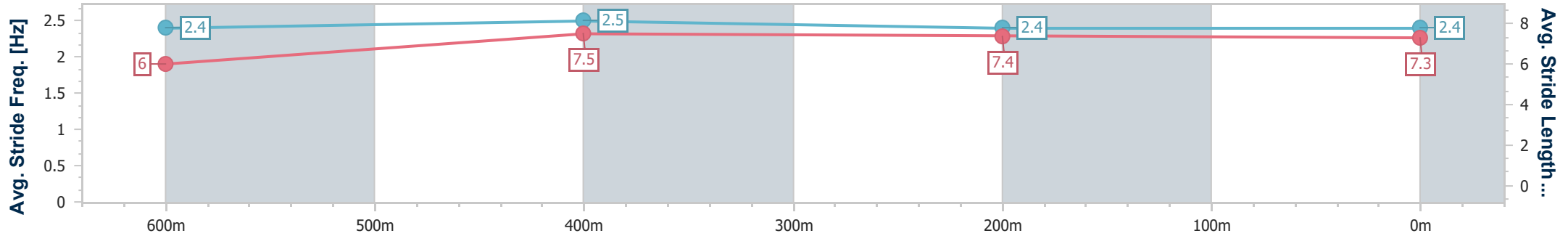
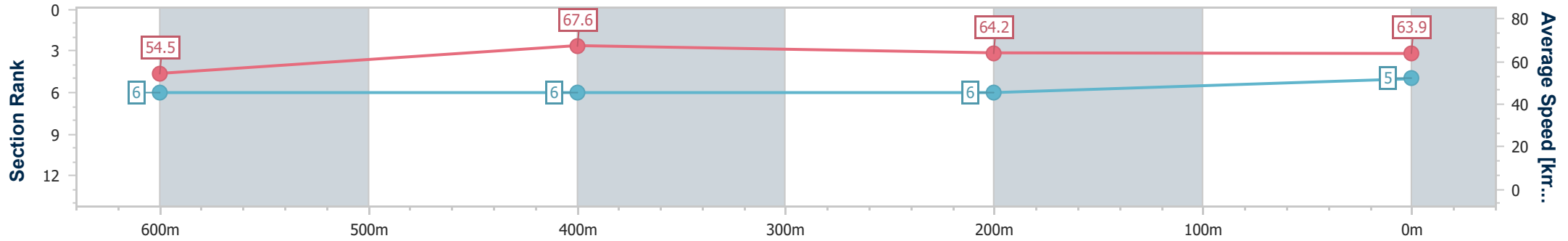
Ipswich QLD Professional
 Race 2: BUY TICKETS FOR MOTHERS DAY BREAKFAST QTIS
 Two-Year-Old Maiden Plate - 800m



01 April 2024 - 13:49

Track Rating: Soft 5, Weather: Overcast, Rail Position: True

Section	Overall	600m	400m	200m
Section Times	0:46.29 [5] (0:13.22)	0:33.07 [6] (0:10.62)	0:22.45 [6] (0:11.12)	0:11.33 [6] (0:11.33)
Average Speed [km/h]	54.5	67.6	64.2	63.9
Top Speed [km/h]	69.8	70.3	65.7	65.0
Avg. Dist. to Rail [m]	4.4	1.1	1.2	2.5
Avg. Stride Freq. [Hz]	2.4	2.5	2.4	2.4
Avg. Stride Length [m]	6.0	7.5	7.4	7.3



- [] Ranking at each section and finish
- .-.- No data available at this section
- NA No data available



Horse/Jockey Name	Rocky Blonde
Final Rank	6
Fastest Section Time (Section)	0:10.66 (600m)
Top Speed [km/h] (Section)	69.6 (600m)
Race State	Finished



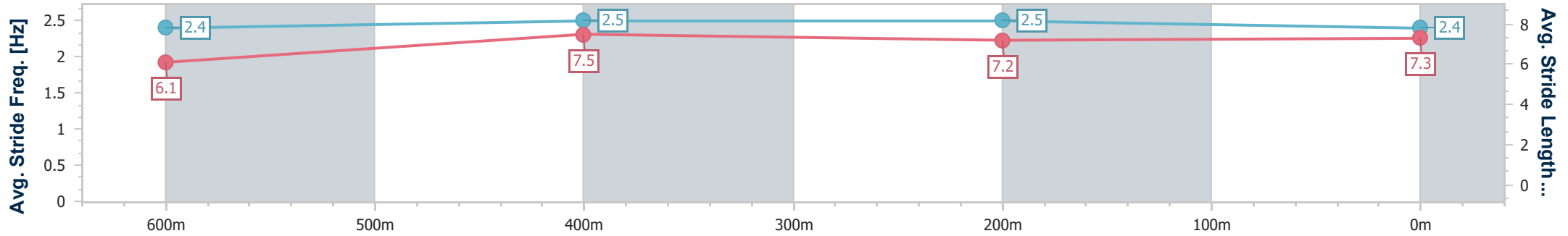
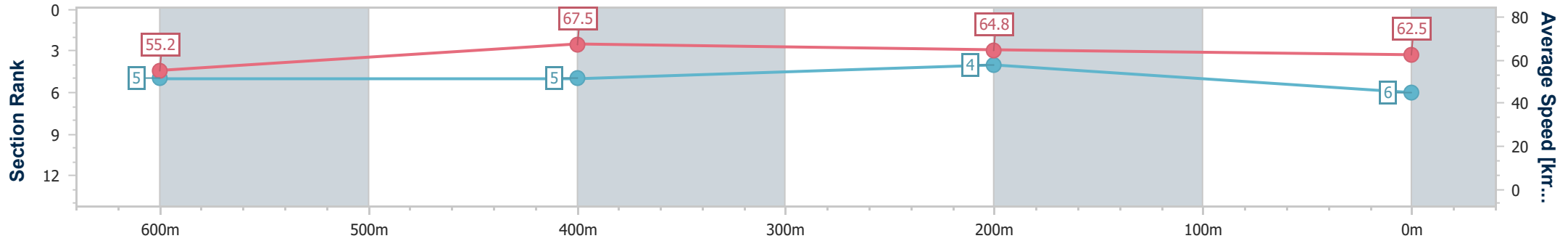
Ipswich QLD Professional
 Race 2: BUY TICKETS FOR MOTHERS DAY BREAKFAST QTIS
 Two-Year-Old Maiden Plate - 800m



01 April 2024 - 13:49

Track Rating: Soft 5, Weather: Overcast, Rail Position: True

Section	Overall	600m	400m	200m
Section Times	0:46.34 [6] (0:13.05)	0:33.29 [5] (0:10.66)	0:22.63 [5] (0:11.07)	0:11.56 [4] (0:11.56)
Average Speed [km/h]	55.2	67.5	64.8	62.5
Top Speed [km/h]	69.3	69.6	66.7	63.5
Avg. Dist. to Rail [m]	6.7	1.2	0.4	0.8
Avg. Stride Freq. [Hz]	2.4	2.5	2.5	2.4
Avg. Stride Length [m]	6.1	7.5	7.2	7.3



- [] Ranking at each section and finish
- .-.- No data available at this section
- NA No data available



Horse/Jockey Name	Back Seat Cuddles
Final Rank	7
Fastest Section Time (Section)	0:10.71 (600m)
Top Speed [km/h] (Section)	69.8 (Overall)
Race State	Finished



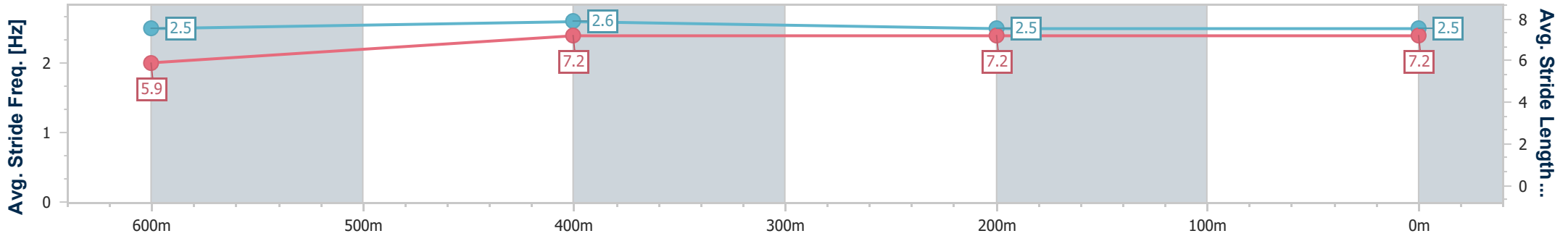
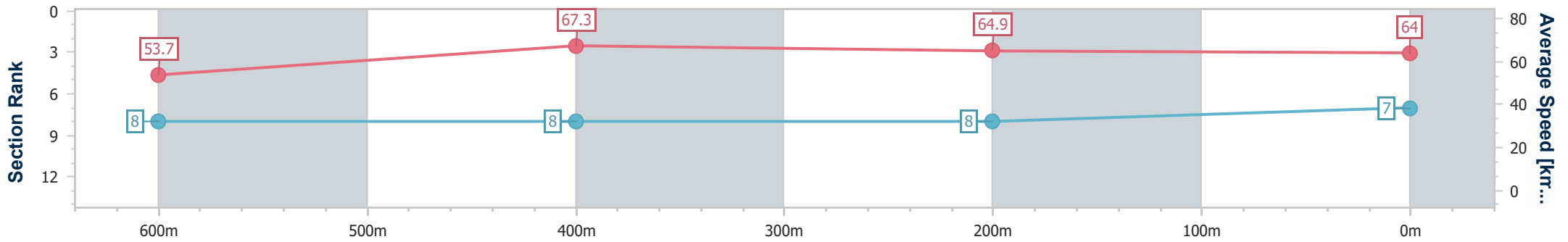
Ipswich QLD Professional
 Race 2: BUY TICKETS FOR MOTHERS DAY BREAKFAST QTIS
 Two-Year-Old Maiden Plate - 800m



01 April 2024 - 13:49

Track Rating: Soft 5, Weather: Overcast, Rail Position: True

Section	Overall	600m	400m	200m
Section Times	0:46.49 [7] (0:13.42)	0:33.07 [8] (0:10.71)	0:22.36 [8] (0:11.06)	0:11.30 [8] (0:11.30)
Average Speed [km/h]	53.7	67.3	64.9	64.0
Top Speed [km/h]	69.8	69.5	66.0	65.2
Avg. Dist. to Rail [m]	7.8	2.4	1.1	3.7
Avg. Stride Freq. [Hz]	2.5	2.6	2.5	2.5
Avg. Stride Length [m]	5.9	7.2	7.2	7.2



- [] Ranking at each section and finish
- .-.- No data available at this section
- NA No data available



Horse/Jockey Name	Bitten By A Prince
Final Rank	8
Fastest Section Time (Section)	0:10.69 (600m)
Top Speed [km/h] (Section)	68.7 (600m)
Race State	Finished



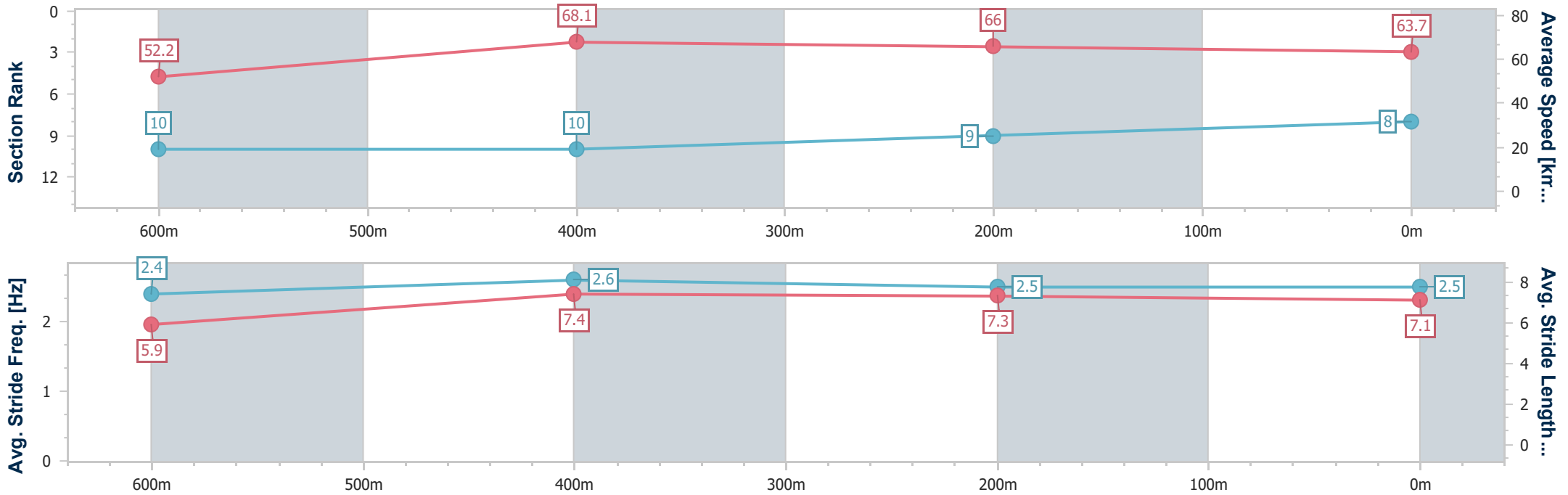
Ipswich QLD Professional
 Race 2: BUY TICKETS FOR MOTHERS DAY BREAKFAST QTIS
 Two-Year-Old Maiden Plate - 800m



01 April 2024 - 13:49

Track Rating: Soft 5, Weather: Overcast, Rail Position: True

Section	Overall	600m	400m	200m
Section Times	0:46.69 [8] (0:13.79)	0:32.90 [10] (0:10.69)	0:22.21 [10] (0:10.88)	0:11.33 [9] (0:11.33)
Average Speed [km/h]	52.2	68.1	66.0	63.7
Top Speed [km/h]	67.7	68.7	67.4	65.4
Avg. Dist. to Rail [m]	13.6	3.5	1.2	3.7
Avg. Stride Freq. [Hz]	2.4	2.6	2.5	2.5
Avg. Stride Length [m]	5.9	7.4	7.3	7.1



- [] Ranking at each section and finish
- .-.- No data available at this section
- NA No data available



Horse/Jockey Name	Zephyrz Zoom
Final Rank	9
Fastest Section Time (Section)	0:10.75 (600m)
Top Speed [km/h] (Section)	68.2 (600m)
Race State	Finished



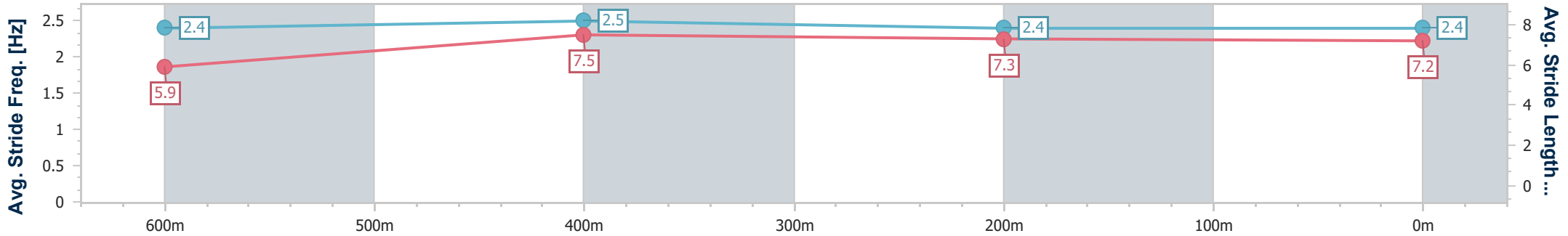
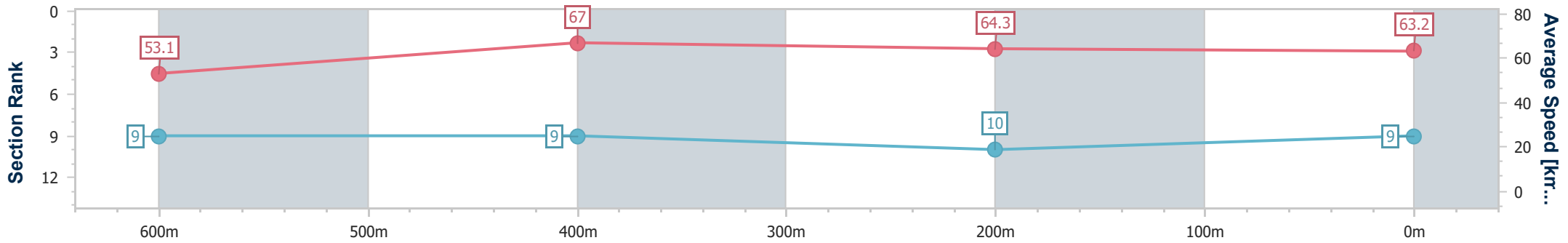
Ipswich QLD Professional
 Race 2: BUY TICKETS FOR MOTHERS DAY BREAKFAST QTIS
 Two-Year-Old Maiden Plate - 800m



01 April 2024 - 13:49

Track Rating: Soft 5, Weather: Overcast, Rail Position: True

Section	Overall	600m	400m	200m
Section Times	0:46.82 [9] (0:13.51)	0:33.31 [9] (0:10.75)	0:22.56 [9] (0:11.14)	0:11.42 [10] (0:11.42)
Average Speed [km/h]	53.1	67.0	64.3	63.2
Top Speed [km/h]	67.8	68.2	65.8	64.9
Avg. Dist. to Rail [m]	7.5	2.0	1.2	1.7
Avg. Stride Freq. [Hz]	2.4	2.5	2.4	2.4
Avg. Stride Length [m]	5.9	7.5	7.3	7.2



- [] Ranking at each section and finish
- .-.- No data available at this section
- NA No data available



Horse/Jockey Name	Love Is A Rose
Final Rank	10
Fastest Section Time (Section)	0:10.72 (600m)
Top Speed [km/h] (Section)	69.4 (Overall)
Race State	Finished



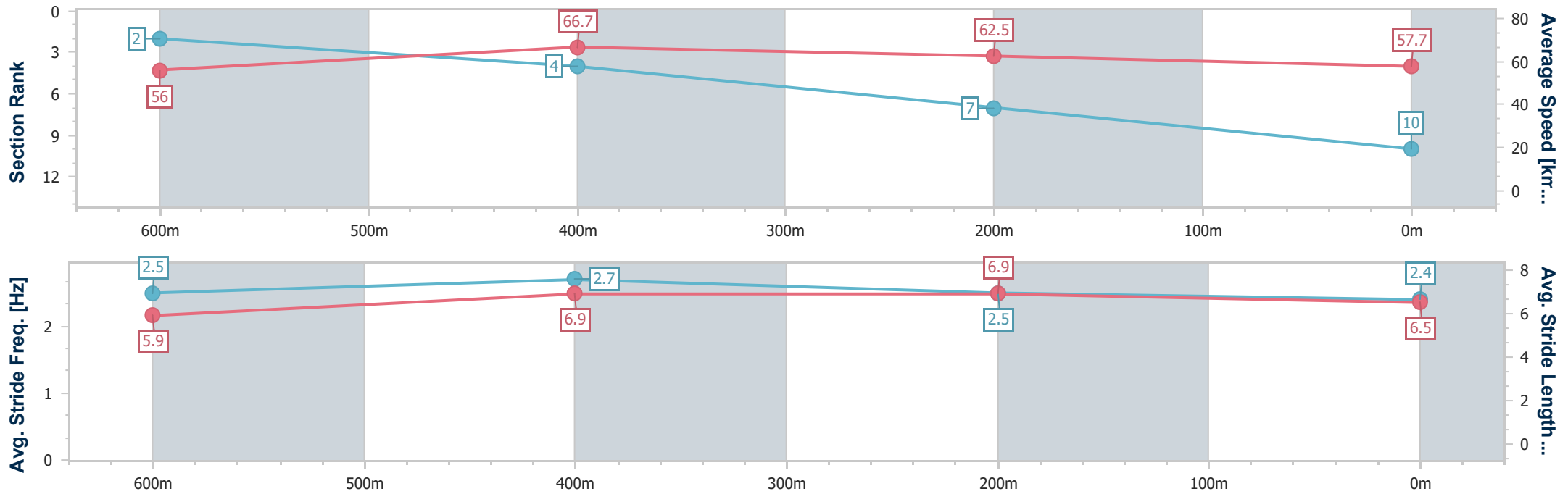
Ipswich QLD Professional
 Race 2: BUY TICKETS FOR MOTHERS DAY BREAKFAST QTIS
 Two-Year-Old Maiden Plate - 800m



01 April 2024 - 13:49

Track Rating: Soft 5, Weather: Overcast, Rail Position: True

Section	Overall	600m	400m	200m
Section Times	0:47.53 [10] (0:12.84)	0:34.69 [2] (0:10.72)	0:23.97 [4] (0:11.48)	0:12.49 [7] (0:12.49)
Average Speed [km/h]	56.0	66.7	62.5	57.7
Top Speed [km/h]	69.4	69.3	65.6	61.2
Avg. Dist. to Rail [m]	4.3	1.0	1.0	0.5
Avg. Stride Freq. [Hz]	2.5	2.7	2.5	2.4
Avg. Stride Length [m]	5.9	6.9	6.9	6.5



- [] Ranking at each section and finish
- .-.- No data available at this section
- NA No data available

Track Rating: Soft 5, Weather: Overcast, Rail Position: True

Section										Last 600m	
Field Times				Overall	600m	400m	200m			0:32.26	
				0:42.47	0:32.26	0:22.03	0:11.22			0:32.26	
				(0:10.21)	(0:10.23)	(0:10.81)	(0:11.22)				
Rank	TAB	Horse/Jockey	Barrier	Top Speed [km/h]	Fastest Section					Margin	Distance Travelled [m]
1	2	CHAKRA BOY Justin Stanley	2	71.7 600m	0:10.19 600m	0:42.47 [1] (0:10.34)	0:32.13 [5] (0:10.19)	0:21.94 [3] (0:10.72)	0:11.22 [1] (0:11.22)	0:42.47	0:32.13
2	11	RUSSIAN PINS Taylor Marshall	11	71.6 600m	0:10.34 Overall	0:42.49 [2] (0:10.34)	0:32.15 [6] (0:10.34)	0:21.81 [6] (0:10.69)	0:11.12 [3] (0:11.12)	0.02L	0:32.15 +6
3	9	ON THE TARGET Wendy Peel	9	71.9 600m	0:10.21 Overall	0:42.81 [3] (0:10.21)	0:32.60 [1] (0:10.23)	0:22.37 [1] (0:10.88)	0:11.49 [2] (0:11.49)	0.32L	0:32.60 +3
4	4	DUSAN Jim Byrne	4	71.6 600m	0:10.28 Overall	0:42.91 [4] (0:10.28)	0:32.63 [4] (0:10.39)	0:22.24 [5] (0:11.01)	0:11.23 [6] (0:11.23)	0.1L	0:32.63 +5
5	7	DEEP MYSTIQUE Cejay Graham	7	71.5 600m	0:10.21 Overall	0:42.97 [5] (0:10.21)	0:32.76 [2] (0:10.30)	0:22.46 [2] (0:11.02)	0:11.44 [4] (0:11.44)	0.06L	0:32.76 +3
6	1	EVERLASTING STARS Emily Lang	1	70.5 600m	0:10.23 600m	0:42.98 [6] (0:10.64)	0:32.34 [9] (0:10.23)	0:22.11 [8] (0:10.83)	0:11.28 [8] (0:11.28)	0.01L	0:32.34 +2
7	5	EVELYN'S JOY Angela Jones	5	70.3 600m	0:10.36 Overall	0:43.33 [7] (0:10.36)	0:32.97 [7] (0:10.38)	0:22.59 [7] (0:10.87)	0:11.72 [5] (0:11.72)	0.35L	0:32.97 -1
8	3	DAWYN'S CHOICE Cody Collis	3	71.4 600m	0:10.23 Overall	0:43.39 [8] (0:10.23)	0:33.16 [3] (0:10.33)	0:22.83 [4] (0:11.13)	0:11.70 [7] (0:11.70)	0.06L	0:33.16 +2
9	10	PRIDE OF NALA Samantha Collett	10	70.5 600m	0:10.39 600m	0:43.49 [9] (0:10.59)	0:32.90 [8] (0:10.39)	0:22.51 [9] (0:11.02)	0:11.49 [9] (0:11.49)	0.1L	0:32.90 +0

Scratched: It's Raining Again (#6), Curry Legend (#8)



Horse/Jockey Name	Chakra Boy
Final Rank	1
Fastest Section Time (Section)	0:10.19 (600m)
Top Speed [km/h] (Section)	71.7 (600m)
Race State	Finished



Ipswich QLD Professional

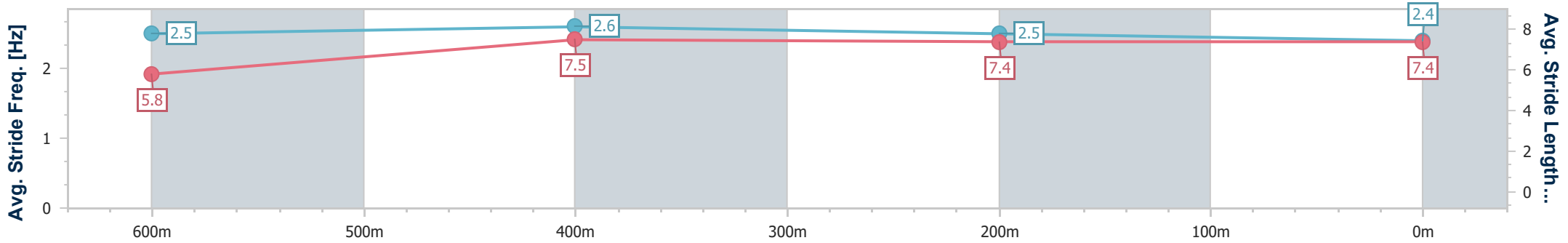
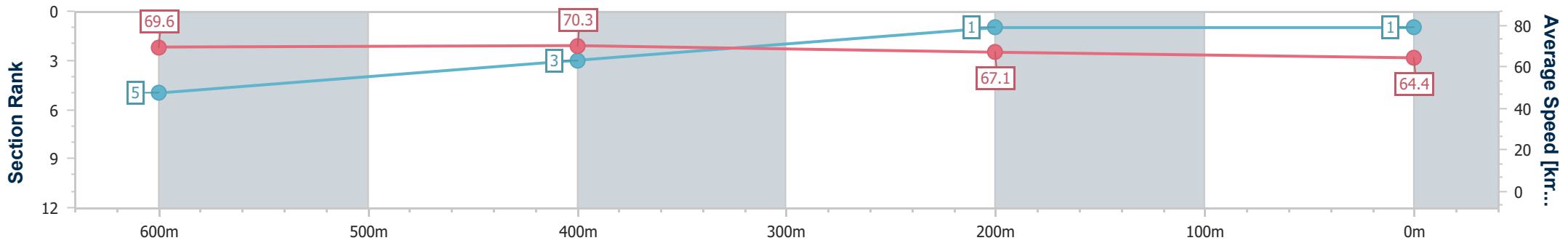
Race 3: TAB Class 1 Handicap - 800m

01 April 2024 - 14:23



Track Rating: Soft 5, Weather: Overcast, Rail Position: True

Section	Overall	600m	400m	200m
Section Times	0:42.47 [1] (0:10.34)	0:32.13 [5] (0:10.19)	0:21.94 [3] (0:10.72)	0:11.22 [1] (0:11.22)
Average Speed [km/h]	69.6	70.3	67.1	64.4
Top Speed [km/h]	70.8	71.7	68.6	66.3
Avg. Dist. to Rail [m]	4.1	1.2	1.5	4.3
Avg. Stride Freq. [Hz]	2.5	2.6	2.5	2.4
Avg. Stride Length [m]	5.8	7.5	7.4	7.4



- [] Ranking at each section and finish
- .-.- No data available at this section
- NA No data available



Horse/Jockey Name	Russian Pins
Final Rank	2
Fastest Section Time (Section)	0:10.34 (Overall)
Top Speed [km/h] (Section)	71.6 (600m)
Race State	Finished



Ipswich QLD Professional

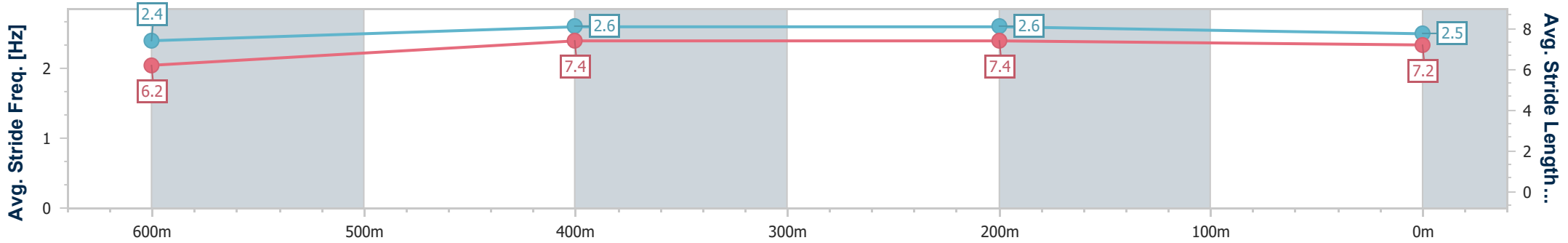
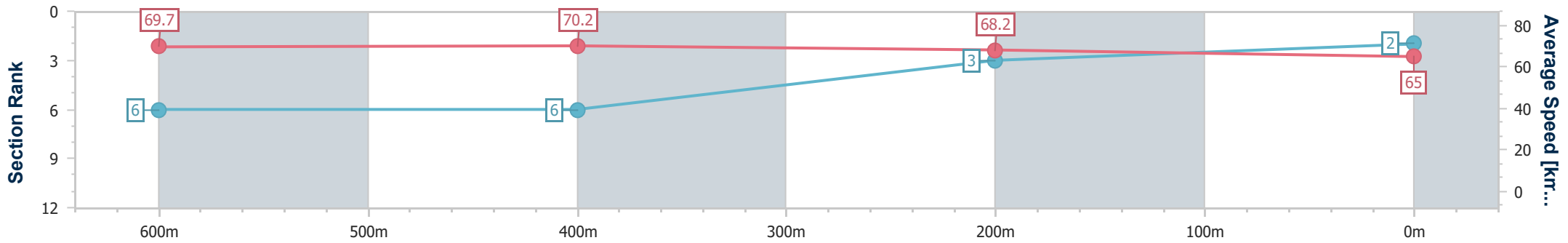
Race 3: TAB Class 1 Handicap - 800m

01 April 2024 - 14:23



Track Rating: Soft 5, Weather: Overcast, Rail Position: True

Section	Overall	600m	400m	200m
Section Times	0:42.49 [2] (0:10.34)	0:32.15 [6] (0:10.34)	0:21.81 [6] (0:10.69)	0:11.12 [3] (0:11.12)
Average Speed [km/h]	69.7	70.2	68.2	65.0
Top Speed [km/h]	70.4	71.6	69.1	67.2
Avg. Dist. to Rail [m]	9.4	3.3	3.7	5.2
Avg. Stride Freq. [Hz]	2.4	2.6	2.6	2.5
Avg. Stride Length [m]	6.2	7.4	7.4	7.2



- [] Ranking at each section and finish
- .-.- No data available at this section
- NA No data available



Horse/Jockey Name	On The Target
Final Rank	3
Fastest Section Time (Section)	0:10.21 (Overall)
Top Speed [km/h] (Section)	71.9 (600m)
Race State	Finished



Ipswich QLD Professional

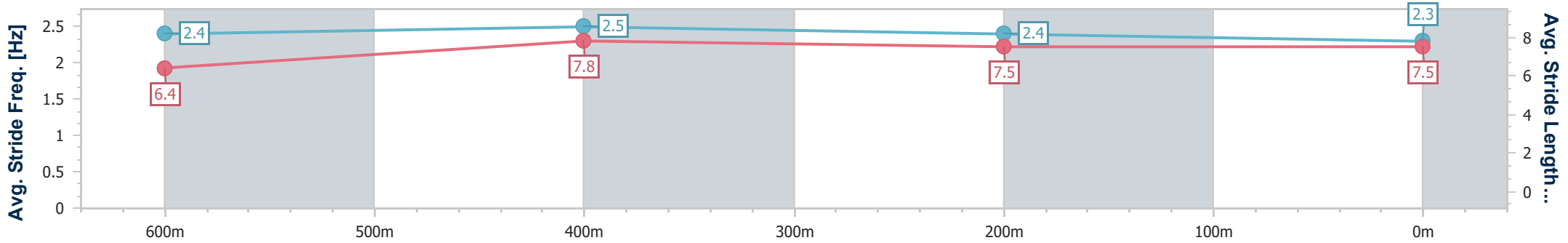
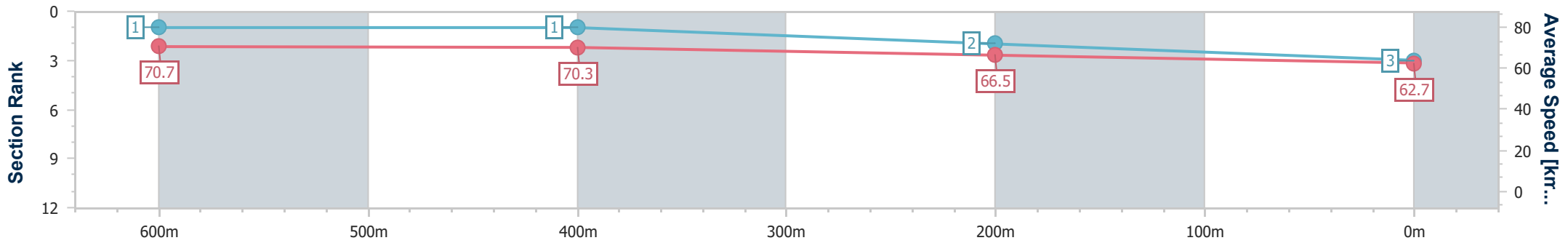
Race 3: TAB Class 1 Handicap - 800m

01 April 2024 - 14:23



Track Rating: Soft 5, Weather: Overcast, Rail Position: True

Section	Overall	600m	400m	200m
Section Times	0:42.81 [3] (0:10.21)	0:32.60 [1] (0:10.23)	0:22.37 [1] (0:10.88)	0:11.49 [2] (0:11.49)
Average Speed [km/h]	70.7	70.3	66.5	62.7
Top Speed [km/h]	71.7	71.9	67.7	65.1
Avg. Dist. to Rail [m]	5.2	0.8	1.7	4.3
Avg. Stride Freq. [Hz]	2.4	2.5	2.4	2.3
Avg. Stride Length [m]	6.4	7.8	7.5	7.5



- [] Ranking at each section and finish
- .-.- No data available at this section
- NA No data available



Horse/Jockey Name	Dusan
Final Rank	4
Fastest Section Time (Section)	0:10.28 (Overall)
Top Speed [km/h] (Section)	71.6 (600m)
Race State	Finished



Ipswich QLD Professional

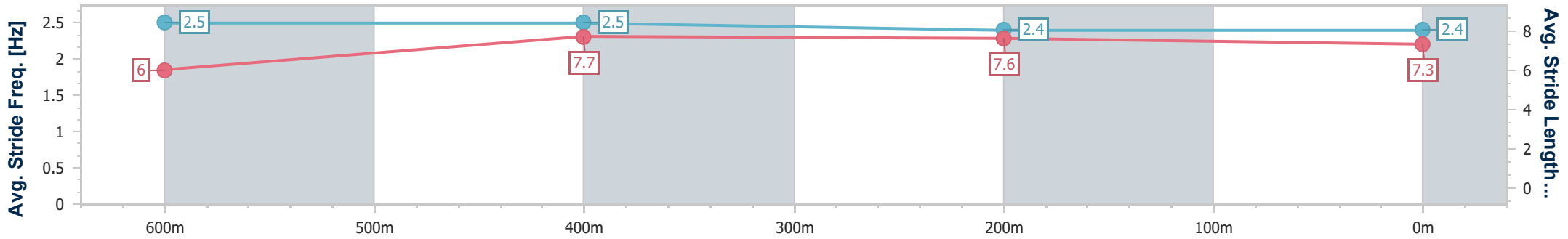
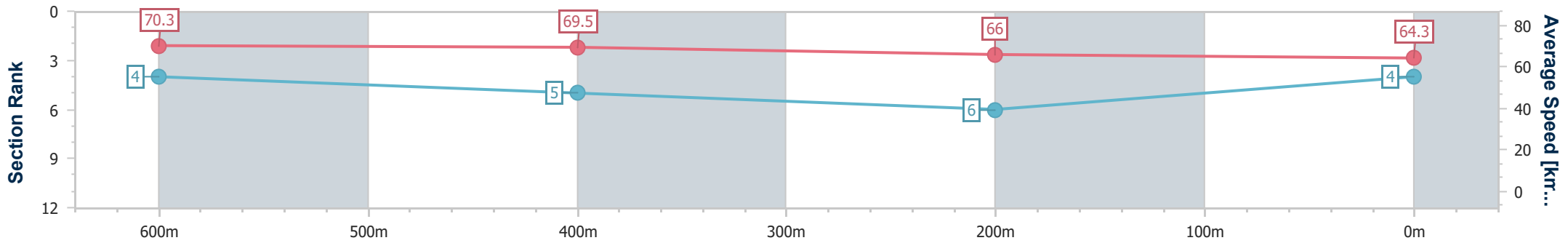
Race 3: TAB Class 1 Handicap - 800m

01 April 2024 - 14:23



Track Rating: Soft 5, Weather: Overcast, Rail Position: True

Section	Overall	600m	400m	200m
Section Times	0:42.91 [4] (0:10.28)	0:32.63 [4] (0:10.39)	0:22.24 [5] (0:11.01)	0:11.23 [6] (0:11.23)
Average Speed [km/h]	70.3	69.5	66.0	64.3
Top Speed [km/h]	70.6	71.6	67.2	66.1
Avg. Dist. to Rail [m]	7.5	2.1	3.9	7.5
Avg. Stride Freq. [Hz]	2.5	2.5	2.4	2.4
Avg. Stride Length [m]	6.0	7.7	7.6	7.3



- [] Ranking at each section and finish
- .-.- No data available at this section
- NA No data available



Horse/Jockey Name	Deep Mystique
Final Rank	5
Fastest Section Time (Section)	0:10.21 (Overall)
Top Speed [km/h] (Section)	71.5 (600m)
Race State	Finished



Ipswich QLD Professional

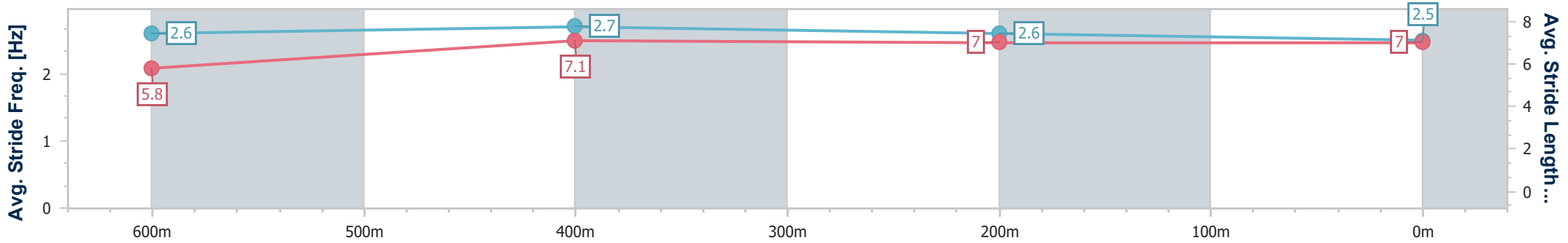
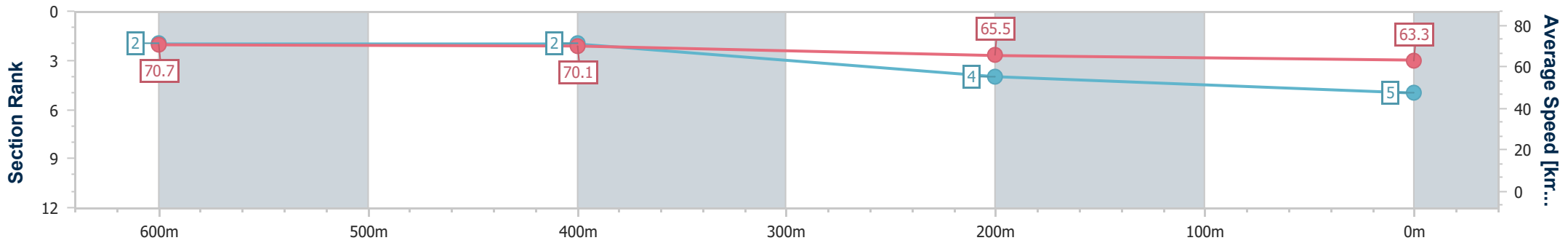
Race 3: TAB Class 1 Handicap - 800m

01 April 2024 - 14:23



Track Rating: Soft 5, Weather: Overcast, Rail Position: True

Section	Overall	600m	400m	200m
Section Times	0:42.97 [5] (0:10.21)	0:32.76 [2] (0:10.30)	0:22.46 [2] (0:11.02)	0:11.44 [4] (0:11.44)
Average Speed [km/h]	70.7	70.1	65.5	63.3
Top Speed [km/h]	71.4	71.5	67.4	64.2
Avg. Dist. to Rail [m]	11.1	2.3	1.9	4.7
Avg. Stride Freq. [Hz]	2.6	2.7	2.6	2.5
Avg. Stride Length [m]	5.8	7.1	7.0	7.0



- [] Ranking at each section and finish
- .-.- No data available at this section
- NA No data available



Horse/Jockey Name	Everlasting Stars
Final Rank	6
Fastest Section Time (Section)	0:10.23 (600m)
Top Speed [km/h] (Section)	70.5 (600m)
Race State	Finished



Ipswich QLD Professional

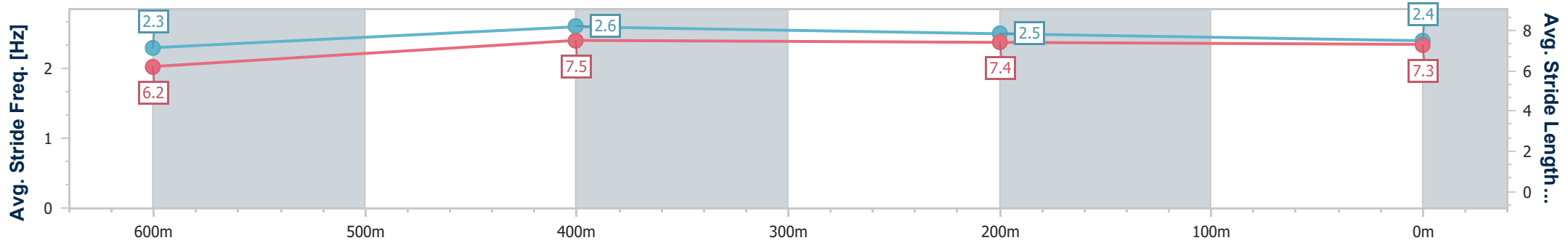
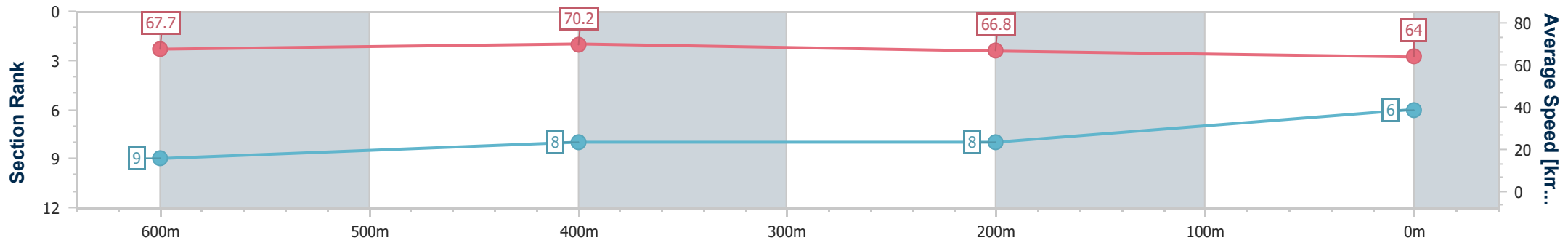
Race 3: TAB Class 1 Handicap - 800m

01 April 2024 - 14:23



Track Rating: Soft 5, Weather: Overcast, Rail Position: True

Section	Overall	600m	400m	200m
Section Times	0:42.98 [6] (0:10.64)	0:32.34 [9] (0:10.23)	0:22.11 [8] (0:10.83)	0:11.28 [8] (0:11.28)
Average Speed [km/h]	67.7	70.2	66.8	64.0
Top Speed [km/h]	70.0	70.5	69.0	65.8
Avg. Dist. to Rail [m]	8.2	0.9	3.1	7.8
Avg. Stride Freq. [Hz]	2.3	2.6	2.5	2.4
Avg. Stride Length [m]	6.2	7.5	7.4	7.3



- [] Ranking at each section and finish
- .-.- No data available at this section
- NA No data available



Horse/Jockey Name	Evelyn's Joy
Final Rank	7
Fastest Section Time (Section)	0:10.36 (Overall)
Top Speed [km/h] (Section)	70.3 (600m)
Race State	Finished



Ipswich QLD Professional

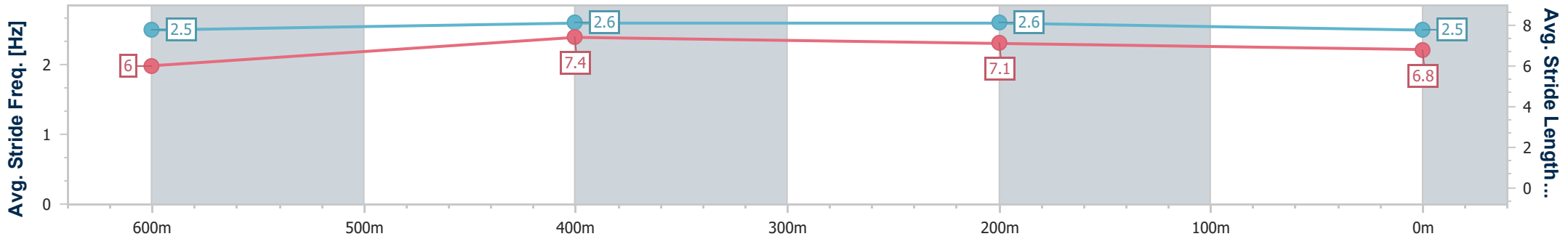
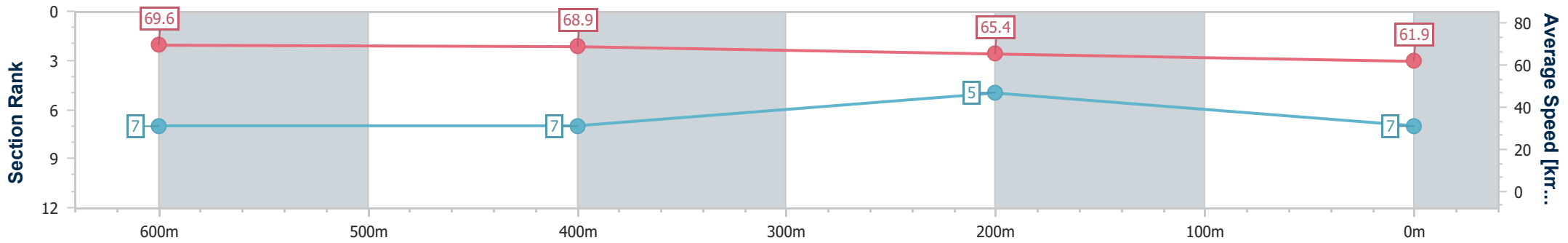
Race 3: TAB Class 1 Handicap - 800m

01 April 2024 - 14:23



Track Rating: Soft 5, Weather: Overcast, Rail Position: True

Section	Overall	600m	400m	200m
Section Times	0:43.33 [7] (0:10.36)	0:32.97 [7] (0:10.38)	0:22.59 [7] (0:10.87)	0:11.72 [5] (0:11.72)
Average Speed [km/h]	69.6	68.9	65.4	61.9
Top Speed [km/h]	69.3	70.3	67.3	63.6
Avg. Dist. to Rail [m]	2.8	1.6	1.9	0.5
Avg. Stride Freq. [Hz]	2.5	2.6	2.6	2.5
Avg. Stride Length [m]	6.0	7.4	7.1	6.8



- [] Ranking at each section and finish
- .-.- No data available at this section
- NA No data available



Horse/Jockey Name	Dawyn's Choice
Final Rank	8
Fastest Section Time (Section)	0:10.23 (Overall)
Top Speed [km/h] (Section)	71.4 (600m)
Race State	Finished



Ipswich QLD Professional

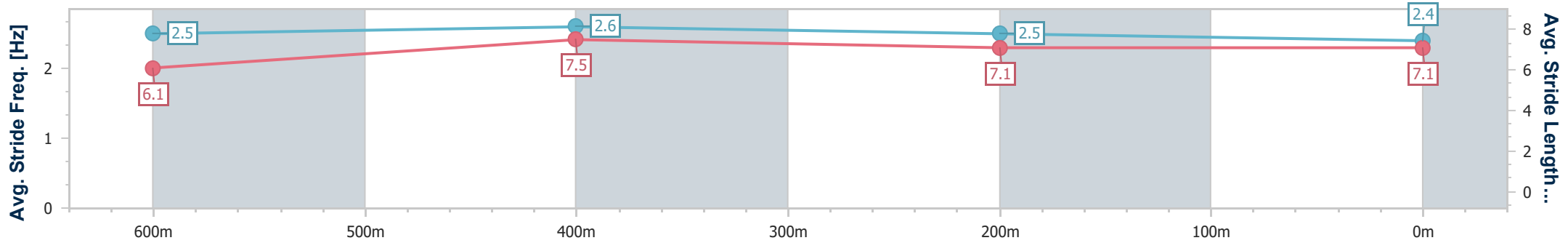
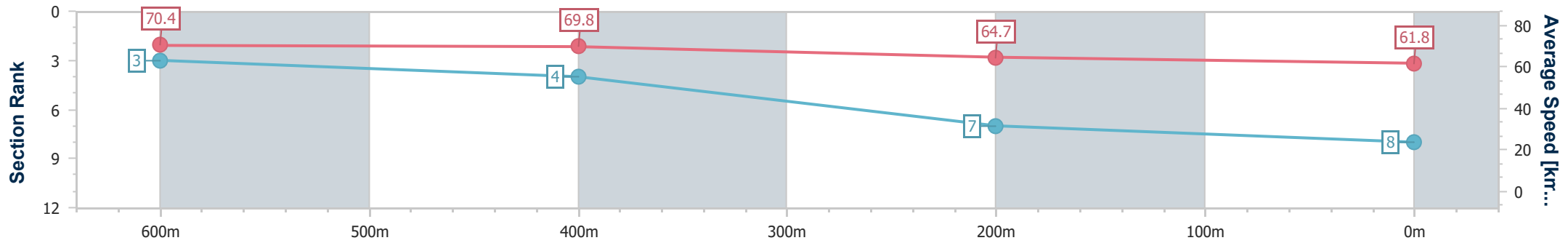
Race 3: TAB Class 1 Handicap - 800m

01 April 2024 - 14:23



Track Rating: Soft 5, Weather: Overcast, Rail Position: True

Section	Overall	600m	400m	200m
Section Times	0:43.39 [8] (0:10.23)	0:33.16 [3] (0:10.33)	0:22.83 [4] (0:11.13)	0:11.70 [7] (0:11.70)
Average Speed [km/h]	70.4	69.8	64.7	61.8
Top Speed [km/h]	70.8	71.4	66.7	63.8
Avg. Dist. to Rail [m]	5.2	1.0	1.2	0.7
Avg. Stride Freq. [Hz]	2.5	2.6	2.5	2.4
Avg. Stride Length [m]	6.1	7.5	7.1	7.1



- [] Ranking at each section and finish
- .-.- No data available at this section
- NA No data available



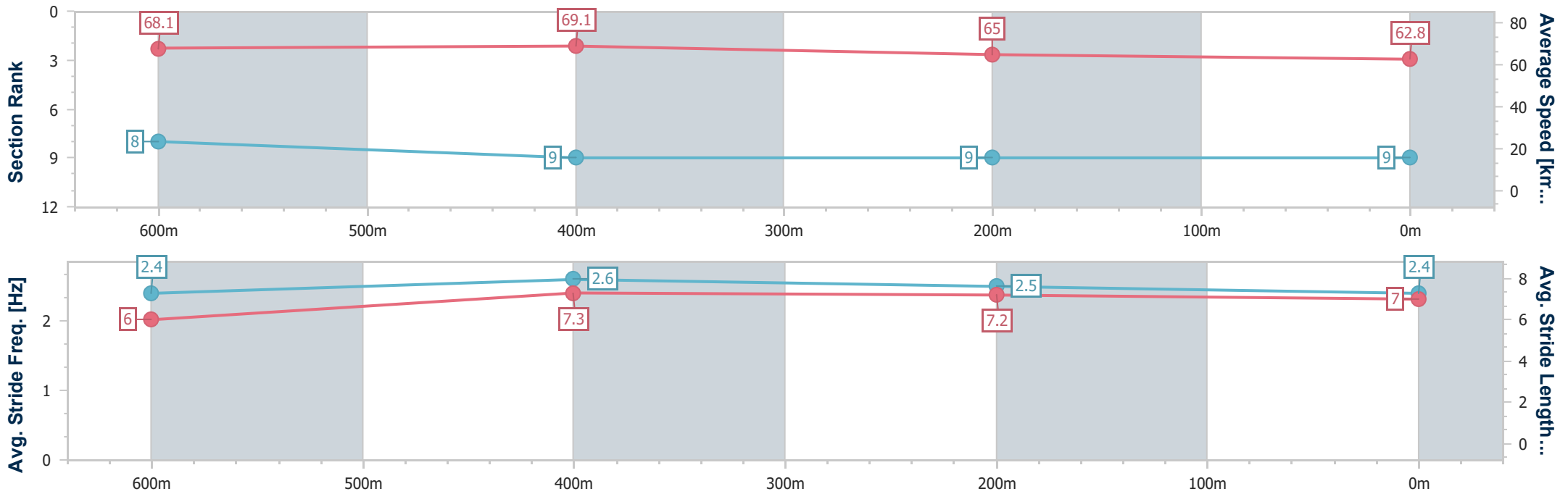
Horse/Jockey Name	Pride Of Nala
Final Rank	9
Fastest Section Time (Section)	0:10.39 (600m)
Top Speed [km/h] (Section)	70.5 (600m)
Race State	Finished



Ipswich QLD Professional
 Race 3: TAB Class 1 Handicap - 800m
 01 April 2024 - 14:23
 Track Rating: Soft 5, Weather: Overcast, Rail Position: True



Section	Overall	600m	400m	200m
Section Times	0:43.49 [9] (0:10.59)	0:32.90 [8] (0:10.39)	0:22.51 [9] (0:11.02)	0:11.49 [9] (0:11.49)
Average Speed [km/h]	68.1	69.1	65.0	62.8
Top Speed [km/h]	70.3	70.5	66.5	65.9
Avg. Dist. to Rail [m]	6.7	0.7	1.4	3.5
Avg. Stride Freq. [Hz]	2.4	2.6	2.5	2.4
Avg. Stride Length [m]	6.0	7.3	7.2	7.0



- [] Ranking at each section and finish
- .-.- No data available at this section
- NA No data available

Ipswich QLD Professional

Race 4: SCHWEPPE'S Maiden Handicap - 1350m

01 April 2024 - 15:02

Track Rating: Soft 5, Weather: Overcast, Rail Position: True

Section												Last 600m	
Field Times		Overall	1200m	1000m	800m	600m	400m						0:35.82
		1:22.15 (0:11.28)	1:10.87 (0:11.16)	0:59.71 (0:11.77)	0:47.94 (0:12.12)	0:35.82 (0:11.88)	0:23.94 (0:11.88)						
Rank	TAB	Horse/Jockey	Barrier	Top Speed [km/h]	Fastest Section								Distance Travelled [m]
1	19	PUZZLE DESIGNER Boris Thornton	19	65.7 1200m	0:11.09 1200m	1:22.15 [1] (0:11.73)	1:10.42 [8] (0:11.09)	0:59.33 [6] (0:11.88)	0:47.45 [6] (0:12.13)	0:35.32 [6] (0:11.93)	0:23.39 [6] (0:11.57)	0:35.32	
2	3	JONNY DA WOLF Mark Du Plessis	3	65.5 1200m	0:11.28 1200m	1:22.31 [2] (0:11.36)	1:10.95 [4] (0:11.28)	0:59.67 [3] (0:11.83)	0:47.84 [3] (0:12.15)	0:35.69 [3] (0:11.96)	0:23.73 [3] (0:11.65)	0:35.69	+2
3	18	ITALIAN VIRTUOSO Madeleine Wishart	18	65.6 1200m	0:11.16 1200m	1:22.38 [3] (0:11.28)	1:11.10 [1] (0:11.16)	0:59.94 [1] (0:11.77)	0:48.17 [1] (0:12.12)	0:36.05 [1] (0:11.88)	0:24.17 [1] (0:11.88)	0:36.05	+2
4	9	LASQUETI BOOM Taylor Marshall	9	65.5 1200m	0:11.42 1200m	1:22.50 [4] (0:12.08)	1:10.42 [12] (0:11.42)	0:59.00 [11] (0:11.90)	0:47.10 [11] (0:11.83)	0:35.27 [11] (0:11.88)	0:23.39 [9] (0:11.56)	0:35.27	+11
5	5	WHITE CHRISTMAS Cody Collis	5	65.3 1200m	0:11.32 1200m	1:22.66 [5] (0:11.36)	1:11.30 [3] (0:11.32)	0:59.98 [4] (0:11.82)	0:48.16 [4] (0:12.12)	0:36.04 [4] (0:11.98)	0:24.06 [4] (0:11.83)	0:36.04	+6
6	4	SALAMANCAS James Orman	4	64.7 1200m	0:11.40 1200m	1:22.73 [6] (0:12.02)	1:10.71 [11] (0:11.40)	0:59.31 [10] (0:11.86)	0:47.45 [10] (0:11.72)	0:35.73 [8] (0:11.86)	0:23.87 [7] (0:11.91)	0:35.73	+8
7	17	LORIKEET Karl Zechner	17	64.5 1200m	0:11.53 400m	1:22.79 [7] (0:11.99)	1:10.80 [10] (0:11.56)	0:59.24 [12] (0:11.98)	0:47.26 [12] (0:11.91)	0:35.35 [12] (0:11.90)	0:23.45 [12] (0:11.53)	0:35.35	+7
8	7	SHE DELIVERS Angela Jones	7	64.3 1200m	0:11.37 1200m	1:22.90 [8] (0:11.54)	1:11.36 [6] (0:11.37)	0:59.99 [7] (0:11.84)	0:48.15 [7] (0:12.16)	0:35.99 [7] (0:12.00)	0:23.99 [8] (0:11.90)	0:35.99	+6
9	24	STANAGE BAY Samantha Collett	24	65.8 1200m	0:11.12 1200m	1:22.95 [9] (0:11.39)	1:11.56 [5] (0:11.12)	1:00.44 [2] (0:11.80)	0:48.64 [2] (0:12.04)	0:36.60 [2] (0:11.95)	0:24.65 [2] (0:12.06)	0:36.60	+6
10	13	ANTILLES Wendy Peel	13	65.8 1200m	0:11.38 1200m	1:23.18 [10] (0:11.72)	1:11.46 [7] (0:11.38)	1:00.08 [8] (0:11.90)	0:48.18 [8] (0:12.15)	0:36.03 [9] (0:11.99)	0:24.04 [10] (0:11.76)	0:36.03	+5

Scratched: Lavoni (#11), Bargara Bound (#1), Suite Secret (#12), Clubhouse (#22), Fourandahalf (#2), Suzi Quatrose (#16), Ultimate (#20), Summer Ready (#23), Prophet Of Boom (#15), Breytenbach (#8), Win



Ipswich QLD Professional

Race 4: SCHWEPPE'S Maiden Handicap - 1350m

01 April 2024 - 15:02



Track Rating: Soft 5, Weather: Overcast, Rail Position: True

Section		Overall	1200m	1000m	800m	600m	400m	Last 600m				
Field Times		1:22.15 (0:11.28)	1:10.87 (0:11.16)	0:59.71 (0:11.77)	0:47.94 (0:12.12)	0:35.82 (0:11.88)	0:23.94 (0:11.88)	0:35.82				
Rank	TAB Horse/Jockey	Barrier	Top Speed [km/h]	Fastest Section					Distance Travelled [m]			
11	10 WHISKEY TOWER Michael Rodd	10	66.2 1200m	0:11.26 1200m	1:23.35 [11] (0:11.98)	1:11.37 [9] (0:11.26)	1:00.11 [9] (0:11.99)	0:48.12 [9] (0:11.94)	0:36.18 [10] (0:12.10)	0:24.08 [11] (0:11.85)	0:36.18	+2
12	6 ZOOMIES Justin Huxtable	6	64.3 1200m	0:11.34 Overall	1:23.80 [12] (0:11.34)	1:12.46 [2] (0:11.43)	1:01.03 [5] (0:11.85)	0:49.18 [5] (0:12.08)	0:37.10 [5] (0:12.00)	0:25.10 [5] (0:12.06)	0:37.10	+9

Scratched: Lavoni (#11), Bargara Bound (#1), Suite Secret (#12), Clubhouse (#22), Fourandahalf (#2), Suzi Quatrose (#16), Ultimate (#20), Summer Ready (#23), Prophet Of Boom (#15), Breytenbach (#8), Win

[] Ranking at each section and finish
 -:-:-:- No data available at this section
 NA No data available

SCN Saddle cloth number
 DNF Did not finish
 DNT Did not track



Ipswich QLD Professional

Race 4: SCHWEPPE'S Maiden Handicap - 1350m

01 April 2024 - 15:02



Track Rating: Soft 5, Weather: Overcast, Rail Position: True

Section							200m			Last 600m
Field Times							0:12.06			0:35.82
							(0:12.06)			
Rank	TAB	Horse/Jockey	Barrier	Top Speed [km/h]	Fastest Section	Margin			Distance Travelled [m]	
1	19	PUZZLE DESIGNER	19	65.7	0:11.09	0:11.82 [3]	1:22.15		0:35.32	
		Boris Thornton		1200m	1200m	(0:11.82)				
2	3	JONNY DA WOLF	3	65.5	0:11.28	0:12.08 [2]	0.8L		0:35.69 +2	
		Mark Du Plessis		1200m	1200m	(0:12.08)				
3	18	ITALIAN VIRTUOSO	18	65.6	0:11.16	0:12.29 [1]	1.1L		0:36.05 +2	
		Madeleine Wishart		1200m	1200m	(0:12.29)				
4	9	LASQUETI BOOM	9	65.5	0:11.42	0:11.83 [6]	1.6L		0:35.27 +11	
		Taylor Marshall		1200m	1200m	(0:11.83)				
5	5	WHITE CHRISTMAS	5	65.3	0:11.32	0:12.23 [5]	2.4L		0:36.04 +6	
		Cody Collis		1200m	1200m	(0:12.23)				
6	4	SALAMANCAS	4	64.7	0:11.40	0:11.96 [8]	2.7L		0:35.73 +8	
		James Orman		1200m	1200m	(0:11.96)				
7	17	LORIKEET	17	64.5	0:11.53	0:11.92 [10]	2.9L		0:35.35 +7	
		Karl Zechner		1200m	400m	(0:11.92)				
8	7	SHE DELIVERS	7	64.3	0:11.37	0:12.09 [9]	3.4L		0:35.99 +6	
		Angela Jones		1200m	1200m	(0:12.09)				
9	24	STANAGE BAY	24	65.8	0:11.12	0:12.59 [4]	3.6L		0:36.60 +6	
		Samantha Collett		1200m	1200m	(0:12.59)				
10	13	ANTILLES	13	65.8	0:11.38	0:12.28 [11]	4.9L		0:36.03 +5	
		Wendy Peel		1200m	1200m	(0:12.28)				

Scratched: Lavoni (#11), Bargara Bound (#1), Suite Secret (#12), Clubhouse (#22), Fourandahalf (#2), Suzi Quatrose (#16), Ultimate (#20), Summer Ready (#23), Prophet Of Boom (#15), Breytenbach (#8), Win

[] Ranking at each section and finish
 -:-:- No data available at this section
 NA No data available

SCN Saddle cloth number
 DNF Did not finish
 DNT Did not track



Ipswich QLD Professional
 Race 4: SCHWEPPE'S Maiden Handicap - 1350m
 01 April 2024 - 15:02



Track Rating: Soft 5, Weather: Overcast, Rail Position: True

Section				200m				Last 600m		
Field Times				0:12.06 (0:12.06)				0:35.82		
Rank	TAB	Horse/Jockey	Barrier	Top Speed [km/h]	Fastest Section	Margin			Distance Travelled [m]	
11	10	WHISKEY TOWER	10	66.2	0:11.26	0:12.23 [12]	5.7L		0:36.18	+2
		Michael Rodd		1200m	1200m	(0:12.23)				
12	6	ZOOMIES	6	64.3	0:11.34	0:13.04 [7]	8.2L		0:37.10	+9
		Justin Huxtable		1200m	Overall	(0:13.04)				

Scratched: Lavoni (#11), Bargara Bound (#1), Suite Secret (#12), Clubhouse (#22), Fourandahalf (#2), Suzi Quatrose (#16), Ultimate (#20), Summer Ready (#23), Prophet Of Boom (#15), Breytenbach (#8), Win

[] Ranking at each section and finish
 -:-:- No data available at this section
 NA No data available

SCN Saddle cloth number
 DNF Did not finish
 DNT Did not track



Horse/Jockey Name	Puzzle Designer
Final Rank	1
Fastest Section Time (Section)	0:11.09 (1200m)
Top Speed [km/h] (Section)	65.7 (1200m)
Race State	Finished



Ipswich QLD Professional

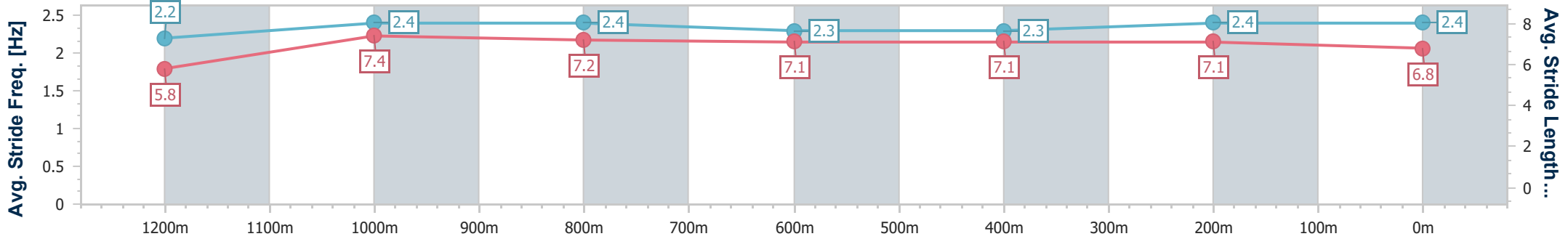
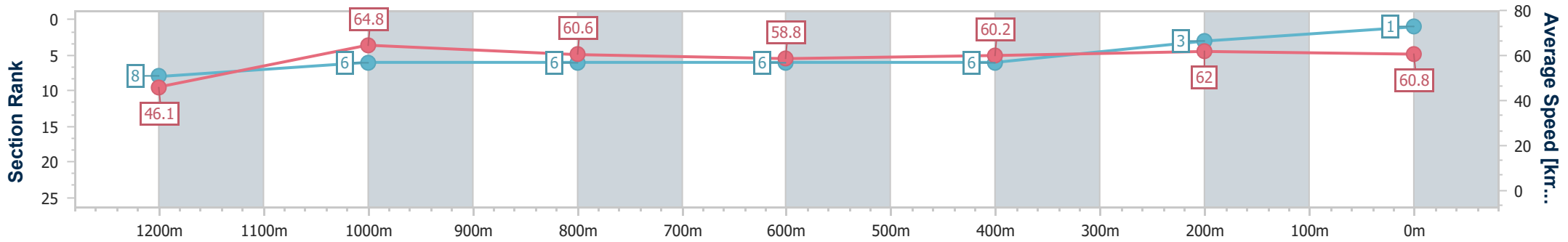
Race 4: SCHWEPPE'S Maiden Handicap - 1350m

01 April 2024 - 15:02



Track Rating: Soft 5, Weather: Overcast, Rail Position: True

Section	Overall	1200m	1000m	800m	600m	400m	200m
Section Times	1:22.15 [1] (0:11.73)	1:10.42 [8] (0:11.09)	0:59.33 [6] (0:11.88)	0:47.45 [6] (0:12.13)	0:35.32 [6] (0:11.93)	0:23.39 [6] (0:11.57)	0:11.82 [3] (0:11.82)
Average Speed [km/h]	46.1	64.8	60.6	58.8	60.2	62.0	60.8
Top Speed [km/h]	63.2	65.7	62.0	59.5	61.8	62.9	62.3
Avg. Dist. to Rail [m]	1.1	0.6	1.2	1.6	1.1	0.3	0.4
Avg. Stride Freq. [Hz]	2.2	2.4	2.4	2.3	2.3	2.4	2.4
Avg. Stride Length [m]	5.8	7.4	7.2	7.1	7.1	7.1	6.8



- [] Ranking at each section and finish
- .-.- No data available at this section
- NA No data available



Horse/Jockey Name	Jonny Da Wolf
Final Rank	2
Fastest Section Time (Section)	0:11.28 (1200m)
Top Speed [km/h] (Section)	65.5 (1200m)
Race State	Finished



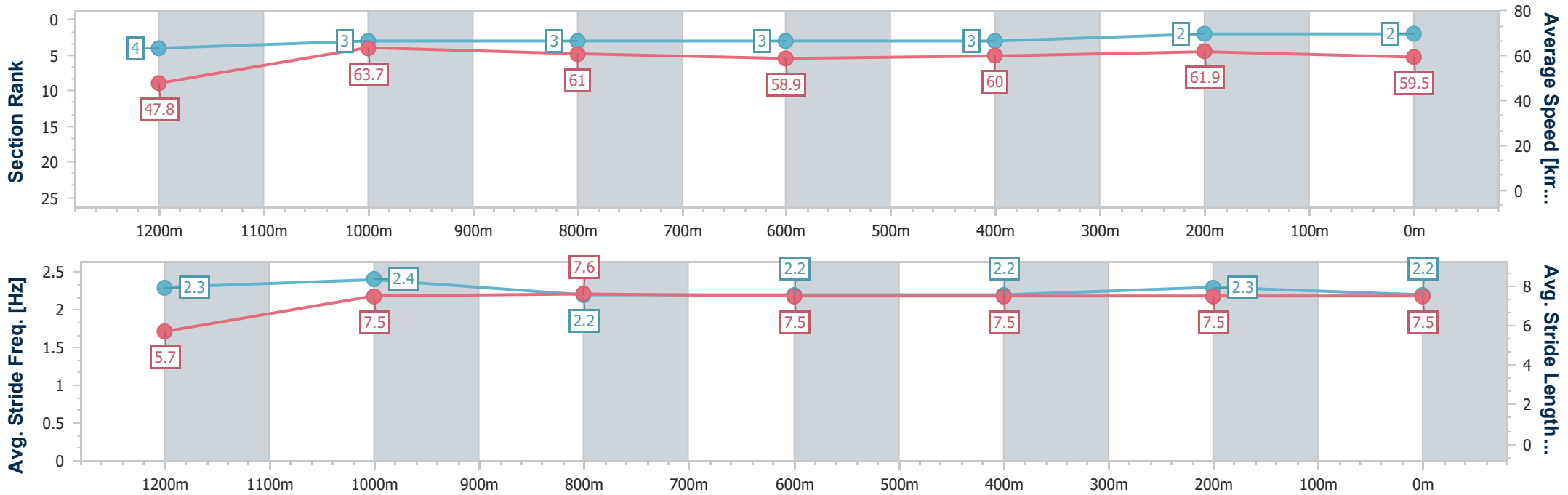
Ipswich QLD Professional
Race 4: SCHWEPPE'S Maiden Handicap - 1350m



01 April 2024 - 15:02

Track Rating: Soft 5, Weather: Overcast, Rail Position: True

Section	Overall	1200m	1000m	800m	600m	400m	200m
Section Times	1:22.31 [2] (0:11.36)	1:10.95 [4] (0:11.28)	0:59.67 [3] (0:11.83)	0:47.84 [3] (0:12.15)	0:35.69 [3] (0:11.96)	0:23.73 [3] (0:11.65)	0:12.08 [2] (0:12.08)
Average Speed [km/h]	47.8	63.7	61.0	58.9	60.0	61.9	59.5
Top Speed [km/h]	65.0	65.5	62.5	60.1	61.6	62.1	61.1
Avg. Dist. to Rail [m]	1.1	0.7	0.6	0.8	0.9	0.7	2.1
Avg. Stride Freq. [Hz]	2.3	2.4	2.2	2.2	2.2	2.3	2.2
Avg. Stride Length [m]	5.7	7.5	7.6	7.5	7.5	7.5	7.5



- [] Ranking at each section and finish
- .-.- No data available at this section
- NA No data available



Horse/Jockey Name	Italian Virtuoso
Final Rank	3
Fastest Section Time (Section)	0:11.16 (1200m)
Top Speed [km/h] (Section)	65.6 (1200m)
Race State	Finished



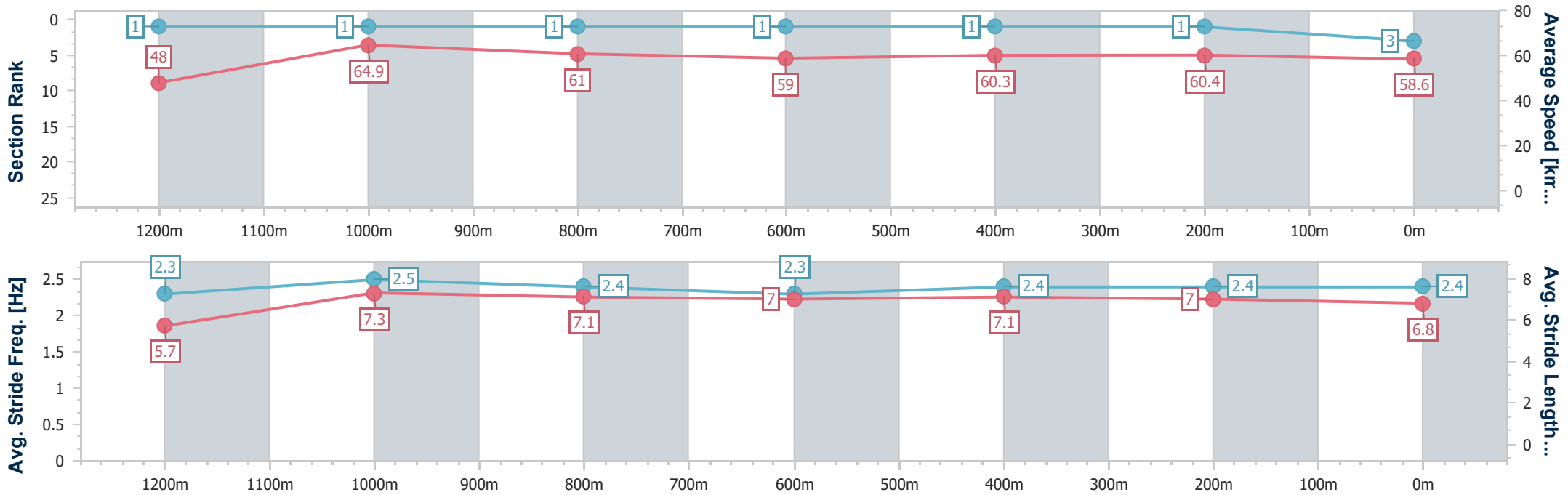
Ipswich QLD Professional
Race 4: SCHWEPPE'S Maiden Handicap - 1350m



01 April 2024 - 15:02

Track Rating: Soft 5, Weather: Overcast, Rail Position: True

Section	Overall	1200m	1000m	800m	600m	400m	200m
Section Times	1:22.38 [3] (0:11.28)	1:11.10 [1] (0:11.16)	0:59.94 [1] (0:11.77)	0:48.17 [1] (0:12.12)	0:36.05 [1] (0:11.88)	0:24.17 [1] (0:11.88)	0:12.29 [1] (0:12.29)
Average Speed [km/h]	48.0	64.9	61.0	59.0	60.3	60.4	58.6
Top Speed [km/h]	64.2	65.6	62.5	59.9	61.2	61.0	60.5
Avg. Dist. to Rail [m]	7.6	3.4	0.4	0.9	1.5	0.8	1.2
Avg. Stride Freq. [Hz]	2.3	2.5	2.4	2.3	2.4	2.4	2.4
Avg. Stride Length [m]	5.7	7.3	7.1	7.0	7.1	7.0	6.8



- [] Ranking at each section and finish
- .-.- No data available at this section
- NA No data available



Horse/Jockey Name	Lasqueti Boom
Final Rank	4
Fastest Section Time (Section)	0:11.42 (1200m)
Top Speed [km/h] (Section)	65.5 (1200m)
Race State	Finished



Ipswich QLD Professional

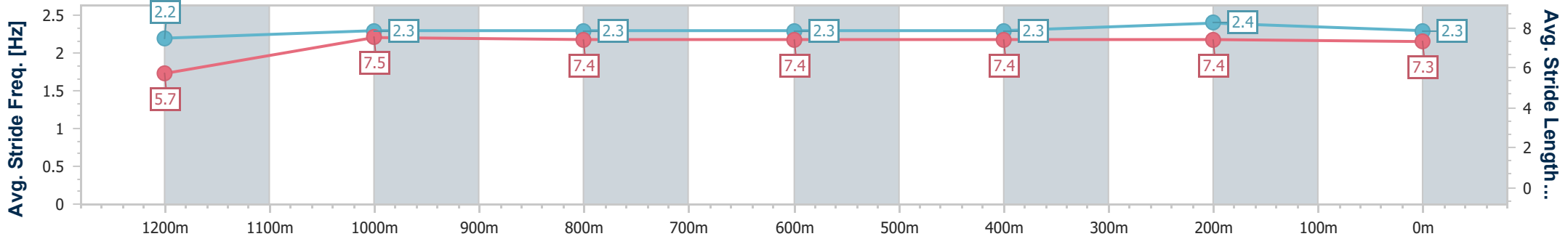
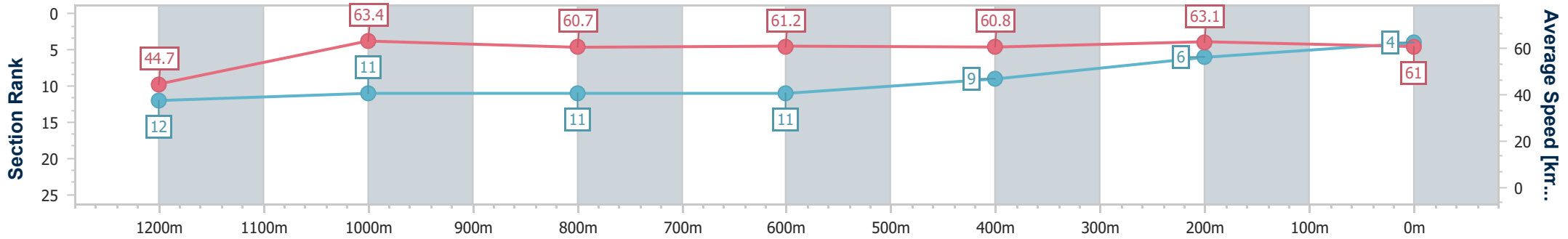
Race 4: SCHWEPPE'S Maiden Handicap - 1350m

01 April 2024 - 15:02



Track Rating: Soft 5, Weather: Overcast, Rail Position: True

Section	Overall	1200m	1000m	800m	600m	400m	200m
Section Times	1:22.50 [4] (0:12.08)	1:10.42 [12] (0:11.42)	0:59.00 [11] (0:11.90)	0:47.10 [11] (0:11.83)	0:35.27 [11] (0:11.88)	0:23.39 [9] (0:11.56)	0:11.83 [6] (0:11.83)
Average Speed [km/h]	44.7	63.4	60.7	61.2	60.8	63.1	61.0
Top Speed [km/h]	60.2	65.5	63.1	61.9	62.8	63.5	63.0
Avg. Dist. to Rail [m]	10.4	3.9	1.9	0.9	1.2	4.5	5.9
Avg. Stride Freq. [Hz]	2.2	2.3	2.3	2.3	2.3	2.4	2.3
Avg. Stride Length [m]	5.7	7.5	7.4	7.4	7.4	7.4	7.3



- [] Ranking at each section and finish
- .-.- No data available at this section
- NA No data available



Horse/Jockey Name	White Christmas
Final Rank	5
Fastest Section Time (Section)	0:11.32 (1200m)
Top Speed [km/h] (Section)	65.3 (1200m)
Race State	Finished



Ipswich QLD Professional

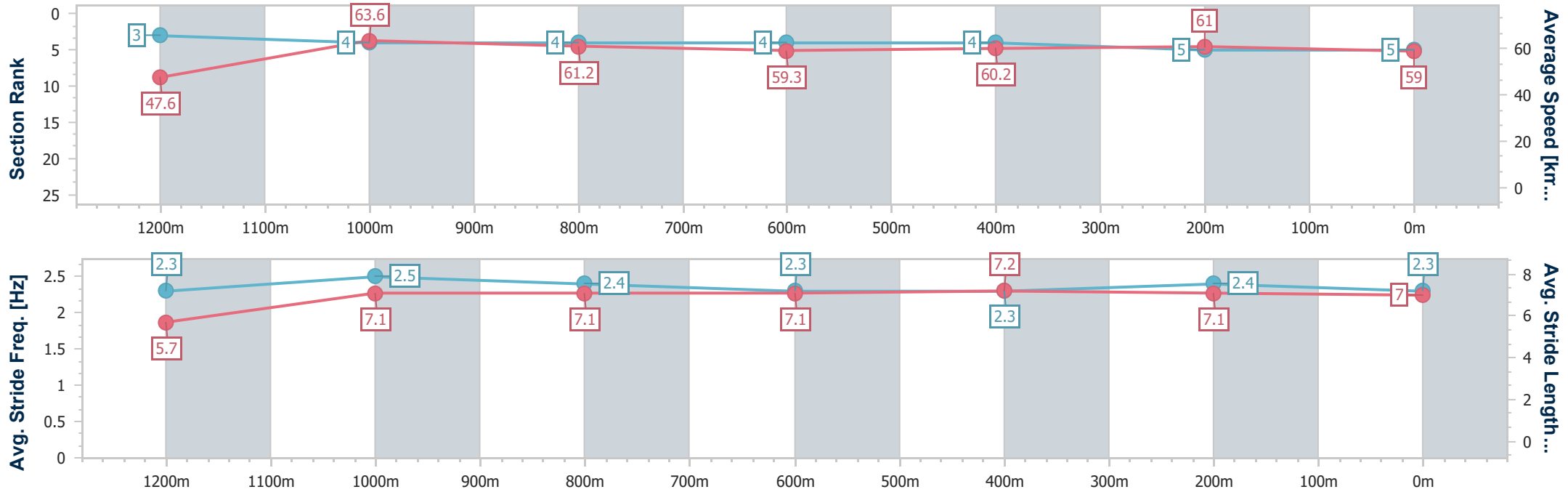
Race 4: SCHWEPPE'S Maiden Handicap - 1350m

01 April 2024 - 15:02



Track Rating: Soft 5, Weather: Overcast, Rail Position: True

Section	Overall	1200m	1000m	800m	600m	400m	200m
Section Times	1:22.66 [5] (0:11.36)	1:11.30 [3] (0:11.32)	0:59.98 [4] (0:11.82)	0:48.16 [4] (0:12.12)	0:36.04 [4] (0:11.98)	0:24.06 [4] (0:11.83)	0:12.23 [5] (0:12.23)
Average Speed [km/h]	47.6	63.6	61.2	59.3	60.2	61.0	59.0
Top Speed [km/h]	65.2	65.3	62.3	59.8	62.1	62.5	60.6
Avg. Dist. to Rail [m]	3.8	1.7	0.9	0.2	0.3	2.2	4.4
Avg. Stride Freq. [Hz]	2.3	2.5	2.4	2.3	2.3	2.4	2.3
Avg. Stride Length [m]	5.7	7.1	7.1	7.1	7.2	7.1	7.0



- [] Ranking at each section and finish
- .-.- No data available at this section
- NA No data available



Horse/Jockey Name	Salamancas
Final Rank	6
Fastest Section Time (Section)	0:11.40 (1200m)
Top Speed [km/h] (Section)	64.7 (1200m)
Race State	Finished



Ipswich QLD Professional

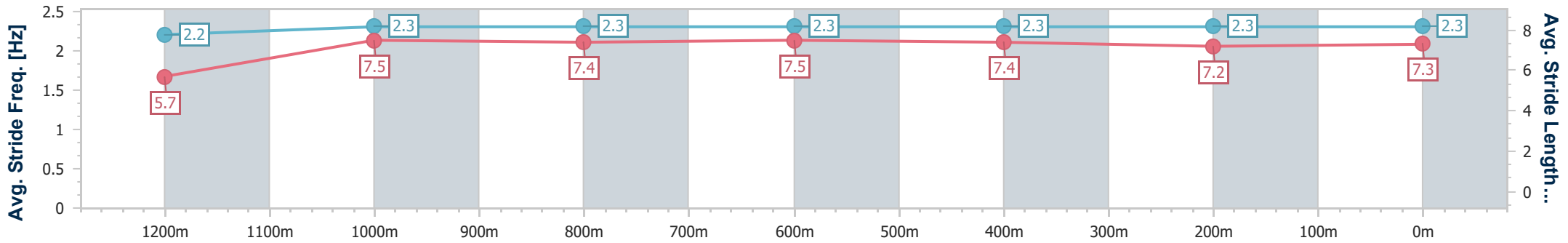
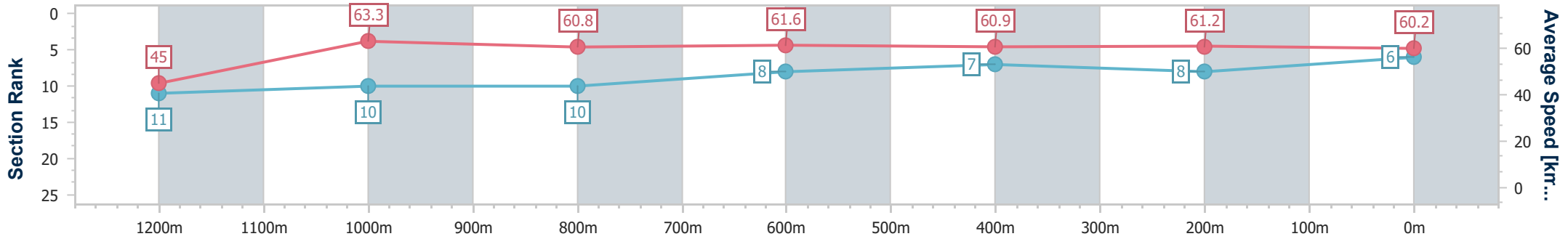
Race 4: SCHWEPPE'S Maiden Handicap - 1350m

01 April 2024 - 15:02



Track Rating: Soft 5, Weather: Overcast, Rail Position: True

Section	Overall	1200m	1000m	800m	600m	400m	200m
Section Times	1:22.73 [6] (0:12.02)	1:10.71 [11] (0:11.40)	0:59.31 [10] (0:11.86)	0:47.45 [10] (0:11.72)	0:35.73 [8] (0:11.86)	0:23.87 [7] (0:11.91)	0:11.96 [8] (0:11.96)
Average Speed [km/h]	45.0	63.3	60.8	61.6	60.9	61.2	60.2
Top Speed [km/h]	62.5	64.7	62.6	62.9	62.0	62.8	61.8
Avg. Dist. to Rail [m]	6.3	2.9	1.1	0.4	0.8	4.0	5.7
Avg. Stride Freq. [Hz]	2.2	2.3	2.3	2.3	2.3	2.3	2.3
Avg. Stride Length [m]	5.7	7.5	7.4	7.5	7.4	7.2	7.3



- [] Ranking at each section and finish
- .-.- No data available at this section
- NA No data available



Horse/Jockey Name	Lorikeet
Final Rank	7
Fastest Section Time (Section)	0:11.53 (400m)
Top Speed [km/h] (Section)	64.5 (1200m)
Race State	Finished



Ipswich QLD Professional

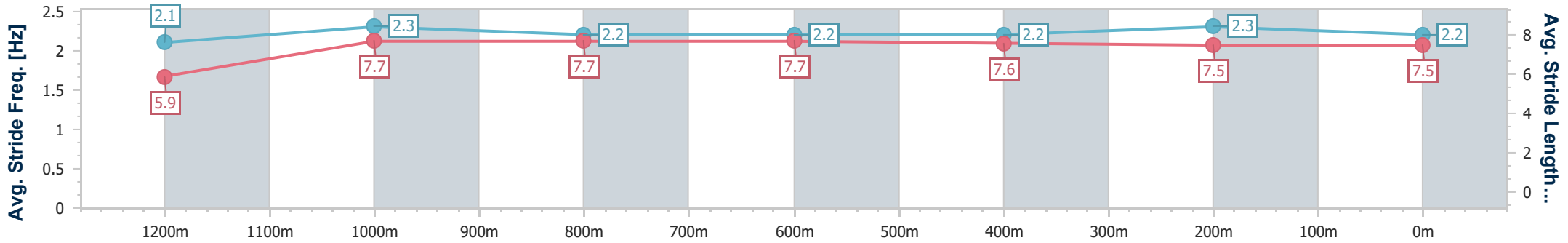
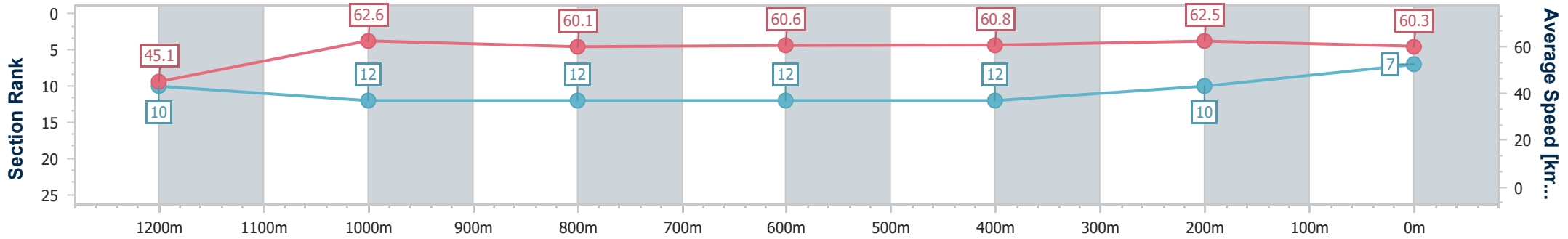
Race 4: SCHWEPPE'S Maiden Handicap - 1350m

01 April 2024 - 15:02



Track Rating: Soft 5, Weather: Overcast, Rail Position: True

Section	Overall	1200m	1000m	800m	600m	400m	200m
Section Times	1:22.79 [7] (0:11.99)	1:10.80 [10] (0:11.56)	0:59.24 [12] (0:11.98)	0:47.26 [12] (0:11.91)	0:35.35 [12] (0:11.90)	0:23.45 [12] (0:11.53)	0:11.92 [10] (0:11.92)
Average Speed [km/h]	45.1	62.6	60.1	60.6	60.8	62.5	60.3
Top Speed [km/h]	60.0	64.5	63.5	62.0	62.7	63.1	62.2
Avg. Dist. to Rail [m]	9.2	3.6	1.1	0.5	0.7	1.3	1.1
Avg. Stride Freq. [Hz]	2.1	2.3	2.2	2.2	2.2	2.3	2.2
Avg. Stride Length [m]	5.9	7.7	7.7	7.7	7.6	7.5	7.5



- [] Ranking at each section and finish
- .-.- No data available at this section
- NA No data available



Horse/Jockey Name	She Delivers
Final Rank	8
Fastest Section Time (Section)	0:11.37 (1200m)
Top Speed [km/h] (Section)	64.3 (1200m)
Race State	Finished

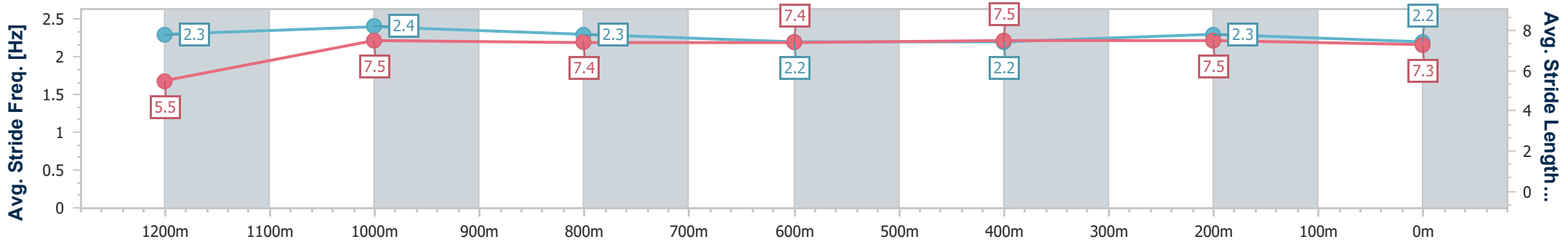
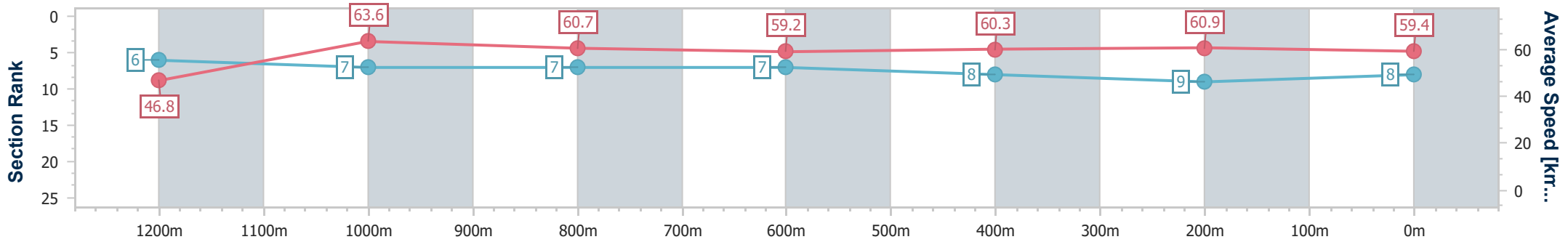


Ipswich QLD Professional
Race 4: SCHWEPPE'S Maiden Handicap - 1350m



01 April 2024 - 15:02
Track Rating: Soft 5, Weather: Overcast, Rail Position: True

Section	Overall	1200m	1000m	800m	600m	400m	200m
Section Times	1:22.90 [8] (0:11.54)	1:11.36 [6] (0:11.37)	0:59.99 [7] (0:11.84)	0:48.15 [7] (0:12.16)	0:35.99 [7] (0:12.00)	0:23.99 [8] (0:11.90)	0:12.09 [9] (0:12.09)
Average Speed [km/h]	46.8	63.6	60.7	59.2	60.3	60.9	59.4
Top Speed [km/h]	61.9	64.3	62.2	59.5	61.3	62.1	62.1
Avg. Dist. to Rail [m]	2.4	1.4	0.6	0.2	0.3	2.8	4.5
Avg. Stride Freq. [Hz]	2.3	2.4	2.3	2.2	2.2	2.3	2.2
Avg. Stride Length [m]	5.5	7.5	7.4	7.4	7.5	7.5	7.3



- [] Ranking at each section and finish
- .-.- No data available at this section
- NA No data available



Horse/Jockey Name	Stange Bay
Final Rank	9
Fastest Section Time (Section)	0:11.12 (1200m)
Top Speed [km/h] (Section)	65.8 (1200m)
Race State	Finished



Ipswich QLD Professional

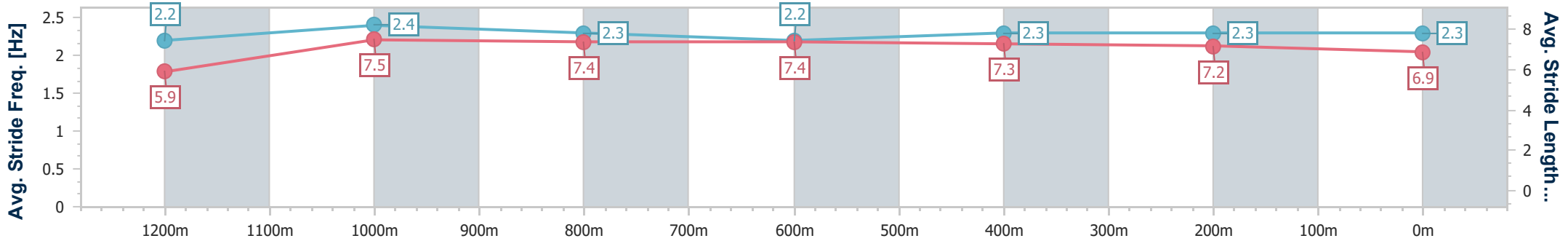
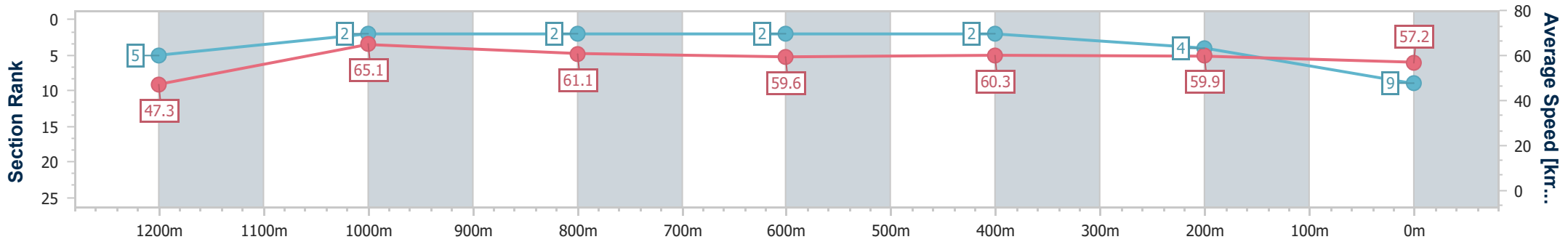
Race 4: SCHWEPPE'S Maiden Handicap - 1350m

01 April 2024 - 15:02



Track Rating: Soft 5, Weather: Overcast, Rail Position: True

Section	Overall	1200m	1000m	800m	600m	400m	200m
Section Times	1:22.95 [9] (0:11.39)	1:11.56 [5] (0:11.12)	1:00.44 [2] (0:11.80)	0:48.64 [2] (0:12.04)	0:36.60 [2] (0:11.95)	0:24.65 [2] (0:12.06)	0:12.59 [4] (0:12.59)
Average Speed [km/h]	47.3	65.1	61.1	59.6	60.3	59.9	57.2
Top Speed [km/h]	65.1	65.8	62.9	60.5	61.3	61.1	59.1
Avg. Dist. to Rail [m]	9.0	4.5	0.7	0.5	0.2	1.6	3.3
Avg. Stride Freq. [Hz]	2.2	2.4	2.3	2.2	2.3	2.3	2.3
Avg. Stride Length [m]	5.9	7.5	7.4	7.4	7.3	7.2	6.9



- [] Ranking at each section and finish
- .-.- No data available at this section
- NA No data available



Horse/Jockey Name	Antilles
Final Rank	10
Fastest Section Time (Section)	0:11.38 (1200m)
Top Speed [km/h] (Section)	65.8 (1200m)
Race State	Finished

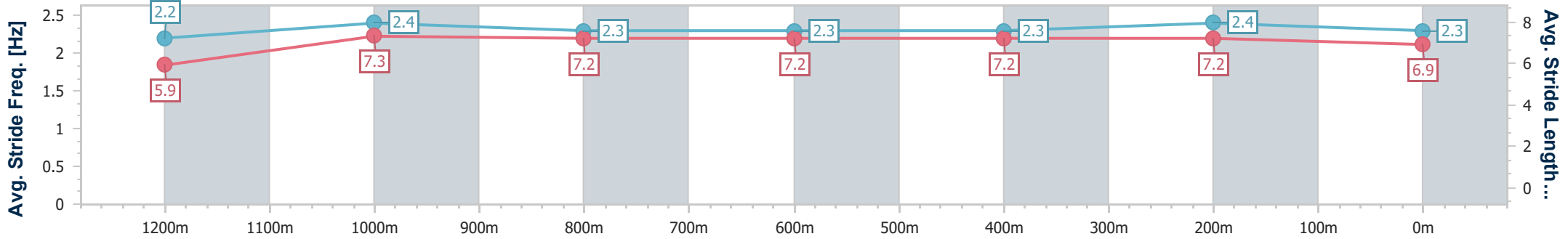
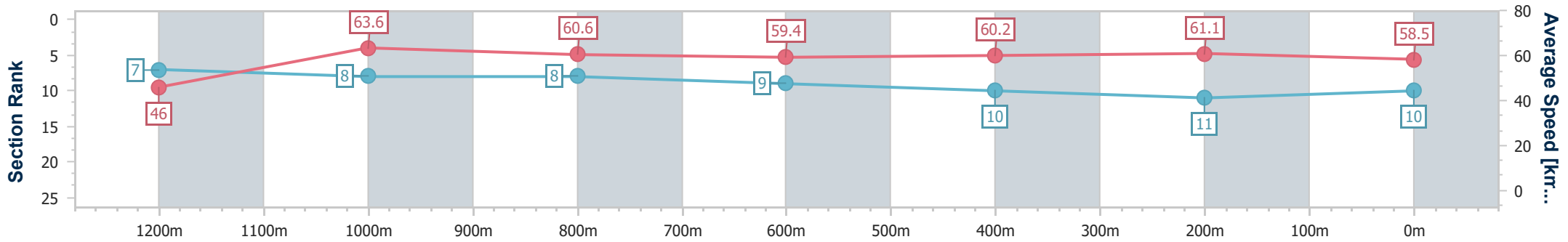


Ipswich QLD Professional
Race 4: SCHWEPPE'S Maiden Handicap - 1350m



01 April 2024 - 15:02
Track Rating: Soft 5, Weather: Overcast, Rail Position: True

Section	Overall	1200m	1000m	800m	600m	400m	200m
Section Times	1:23.18 [10] (0:11.72)	1:11.46 [7] (0:11.38)	1:00.08 [8] (0:11.90)	0:48.18 [8] (0:12.15)	0:36.03 [9] (0:11.99)	0:24.04 [10] (0:11.76)	0:12.28 [11] (0:12.28)
Average Speed [km/h]	46.0	63.6	60.6	59.4	60.2	61.1	58.5
Top Speed [km/h]	61.8	65.8	62.1	60.0	61.5	61.7	60.8
Avg. Dist. to Rail [m]	3.7	2.2	1.0	0.4	0.3	0.2	0.4
Avg. Stride Freq. [Hz]	2.2	2.4	2.3	2.3	2.3	2.4	2.3
Avg. Stride Length [m]	5.9	7.3	7.2	7.2	7.2	7.2	6.9



- [] Ranking at each section and finish
- .-.- No data available at this section
- NA No data available



Horse/Jockey Name	Whiskey Tower
Final Rank	11
Fastest Section Time (Section)	0:11.26 (1200m)
Top Speed [km/h] (Section)	66.2 (1200m)
Race State	Finished



Ipswich QLD Professional

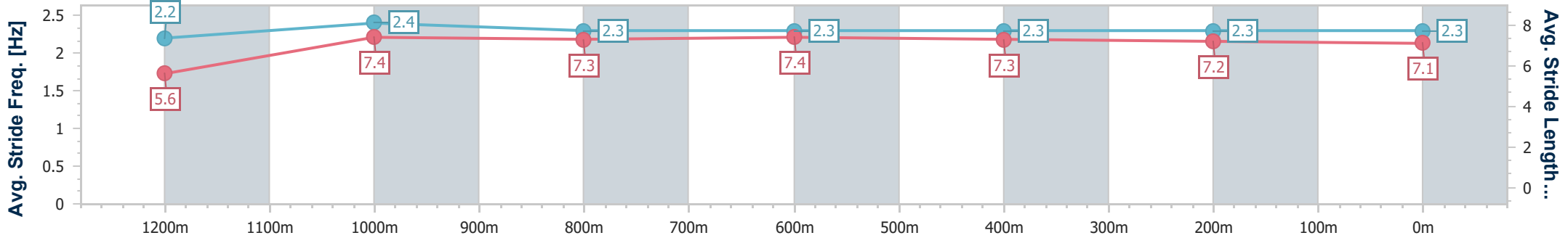
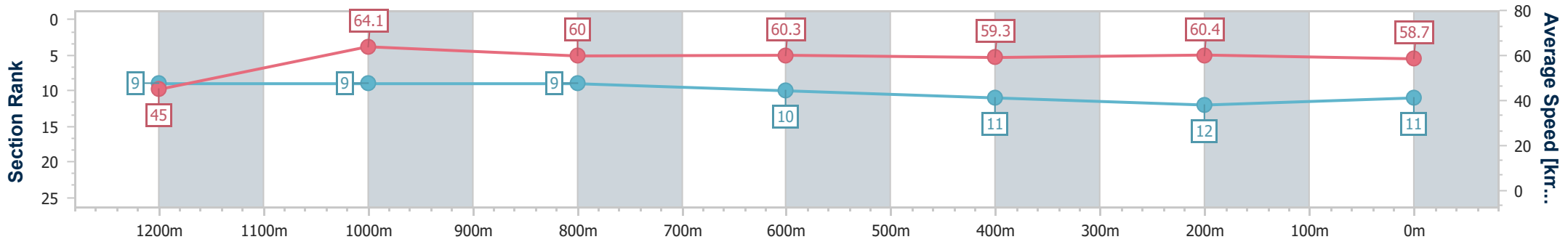
Race 4: SCHWEPPE'S Maiden Handicap - 1350m

01 April 2024 - 15:02



Track Rating: Soft 5, Weather: Overcast, Rail Position: True

Section	Overall	1200m	1000m	800m	600m	400m	200m
Section Times	1:23.35 [11] (0:11.98)	1:11.37 [9] (0:11.26)	1:00.11 [9] (0:11.99)	0:48.12 [9] (0:11.94)	0:36.18 [10] (0:12.10)	0:24.08 [11] (0:11.85)	0:12.23 [12] (0:12.23)
Average Speed [km/h]	45.0	64.1	60.0	60.3	59.3	60.4	58.7
Top Speed [km/h]	62.0	66.2	62.5	61.3	60.4	62.4	61.5
Avg. Dist. to Rail [m]	5.2	1.5	0.2	0.3	0.5	1.3	1.3
Avg. Stride Freq. [Hz]	2.2	2.4	2.3	2.3	2.3	2.3	2.3
Avg. Stride Length [m]	5.6	7.4	7.3	7.4	7.3	7.2	7.1



- [] Ranking at each section and finish
- .-.- No data available at this section
- NA No data available



Horse/Jockey Name	Zoomies
Final Rank	12
Fastest Section Time (Section)	0:11.34 (Overall)
Top Speed [km/h] (Section)	64.3 (1200m)
Race State	Finished



Ipswich QLD Professional

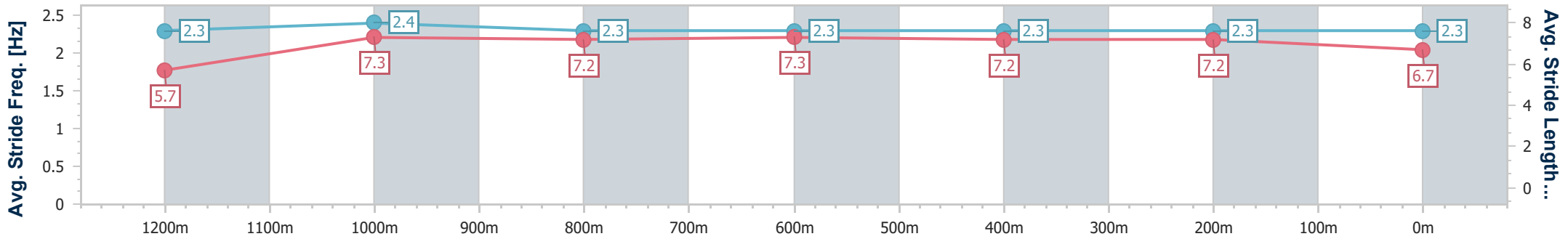
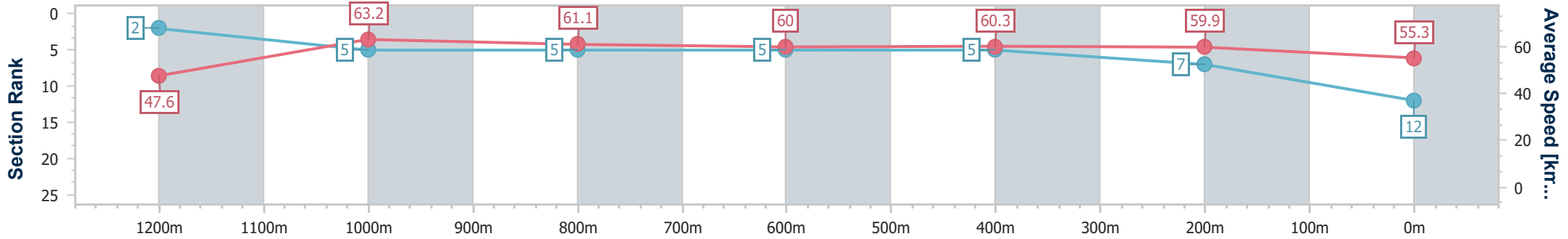
Race 4: SCHWEPPE'S Maiden Handicap - 1350m

01 April 2024 - 15:02



Track Rating: Soft 5, Weather: Overcast, Rail Position: True

Section	Overall	1200m	1000m	800m	600m	400m	200m
Section Times	1:23.80 [12] (0:11.34)	1:12.46 [2] (0:11.43)	1:01.03 [5] (0:11.85)	0:49.18 [5] (0:12.08)	0:37.10 [5] (0:12.00)	0:25.10 [5] (0:12.06)	0:13.04 [7] (0:13.04)
Average Speed [km/h]	47.6	63.2	61.1	60.0	60.3	59.9	55.3
Top Speed [km/h]	63.4	64.3	62.8	60.1	60.6	61.4	58.3
Avg. Dist. to Rail [m]	5.8	2.8	2.0	1.5	1.3	1.6	2.2
Avg. Stride Freq. [Hz]	2.3	2.4	2.3	2.3	2.3	2.3	2.3
Avg. Stride Length [m]	5.7	7.3	7.2	7.3	7.2	7.2	6.7



- [] Ranking at each section and finish
- .-.- No data available at this section
- NA No data available

Track Rating: Soft 5, Weather: Overcast, Rail Position: True

Section														
Field Times														
	Overall	1400m	1200m	1000m	800m	600m	400m	Last 600m						
	1:37.88 (0:13.36)	1:24.52 (0:12.11)	1:12.41 (0:12.62)	0:59.79 (0:12.75)	0:47.04 (0:12.02)	0:35.02 (0:11.43)	0:23.59 (0:11.61)	0:35.02						
Rank	TAB	Horse/Jockey	Barrier	Top Speed [km/h]	Fastest Section								Distance Travelled [m]	
1	8	WHO ORDERED DAFISH Cejay Graham	8	64.1 400m	0:11.35 600m	1:37.88 [1] (0:13.90)	1:23.98 [5] (0:12.17)	1:11.81 [5] (0:12.61)	0:59.20 [5] (0:12.70)	0:46.50 [6] (0:12.02)	0:34.48 [7] (0:11.35)	0:23.13 [5] (0:11.38)	0:34.48	
2	3	BLUE RAY Justin Huxtable	3	63.9 Overall	0:11.43 600m	1:38.34 [2] (0:13.36)	1:24.98 [1] (0:12.11)	1:12.87 [1] (0:12.62)	1:00.25 [1] (0:12.75)	0:47.50 [1] (0:12.02)	0:35.48 [1] (0:11.43)	0:24.05 [1] (0:11.61)	0:35.48	-2
3	2	MARTEDI Boris Thornton	2	63.8 600m	0:11.43 600m	1:38.37 [3] (0:13.82)	1:24.55 [4] (0:12.08)	1:12.47 [4] (0:12.67)	0:59.80 [4] (0:12.66)	0:47.14 [4] (0:11.99)	0:35.15 [4] (0:11.43)	0:23.72 [3] (0:11.58)	0:35.15	+5
4	7	QUEST OF QUESTS Emily Lang	7	63.6 600m	0:11.41 600m	1:38.53 [4] (0:13.58)	1:24.95 [2] (0:12.08)	1:12.87 [2] (0:12.63)	1:00.24 [2] (0:12.65)	0:47.59 [2] (0:12.04)	0:35.55 [2] (0:11.41)	0:24.14 [2] (0:11.76)	0:35.55	+3
5	10	SIR ZINO Mark Du Plessis	10	63.5 600m	0:11.58 600m	1:39.07 [5] (0:14.64)	1:24.43 [11] (0:12.14)	1:12.29 [11] (0:12.76)	0:59.53 [11] (0:12.33)	0:47.20 [11] (0:11.82)	0:35.38 [10] (0:11.58)	0:23.80 [9] (0:11.76)	0:35.38	+6
6	5	COME ON EILEEN Taylor Marshall	5	62.6 600m	0:11.70 600m	1:39.13 [6] (0:14.13)	1:25.00 [7] (0:12.08)	1:12.92 [6] (0:12.65)	1:00.27 [7] (0:12.66)	0:47.61 [7] (0:11.97)	0:35.64 [8] (0:11.70)	0:23.94 [8] (0:11.85)	0:35.64	+1
7	11	VARDON Damien Thornton	11	63.2 800m	0:11.73 600m	1:39.18 [7] (0:14.43)	1:24.75 [10] (0:12.11)	1:12.64 [10] (0:12.79)	0:59.85 [10] (0:12.52)	0:47.33 [10] (0:11.90)	0:35.43 [11] (0:11.73)	0:23.70 [12] (0:11.80)	0:35.43	+1
8	12	GLEEFILLY Melea Castle	12	62.9 600m	0:11.47 600m	1:39.33 [8] (0:14.69)	1:24.64 [12] (0:12.12)	1:12.52 [12] (0:12.77)	0:59.75 [12] (0:12.42)	0:47.33 [12] (0:11.87)	0:35.46 [12] (0:11.47)	0:23.99 [10] (0:11.80)	0:35.46	+0
9	9	REEL WILD Samantha Collett	9	64.1 600m	0:11.49 600m	1:39.38 [9] (0:14.36)	1:25.02 [9] (0:12.11)	1:12.91 [9] (0:12.76)	1:00.15 [9] (0:12.40)	0:47.75 [9] (0:11.70)	0:36.05 [5] (0:11.49)	0:24.56 [6] (0:12.07)	0:36.05	+8
10	16	FORCE ME Georgina Cartwright	16	62.6 600m	0:11.55 600m	1:39.38 [10] (0:13.60)	1:25.78 [3] (0:12.13)	1:13.65 [3] (0:12.64)	1:01.01 [3] (0:12.69)	0:48.32 [3] (0:12.11)	0:36.21 [3] (0:11.55)	0:24.66 [4] (0:12.10)	0:36.21	-2

Scratched: Passionate Rebel (#1), Herecum da Drums (#15), Moszur (#6), Soarhi (#4), Turn Table (#17)



Ipswich QLD Professional

Race 5: GREAT NORTHERN BENCHMARK 60 Handicap - 1666m

01 April 2024 - 15:43



Track Rating: Soft 5, Weather: Overcast, Rail Position: True

Section	Overall	1400m	1200m	1000m	800m	600m	400m	Last 600m
Field Times	1:37.88 (0:13.36)	1:24.52 (0:12.11)	1:12.41 (0:12.62)	0:59.79 (0:12.75)	0:47.04 (0:12.02)	0:35.02 (0:11.43)	0:23.59 (0:11.61)	0:35.02

Rank	TAB	Horse/Jockey	Barrier	Top Speed [km/h]	Fastest Section	Overall	1400m	1200m	1000m	800m	600m	400m	Last 600m	Distance Travelled [m]
11	14	HELEN'S DREAM	14	62.9	0:11.78	1:39.70 [11]	1:25.46 [8]	1:13.40 [8]	1:00.98 [6]	0:48.41 [5]	0:36.33 [6]	0:24.55 [7]	0:36.33	+7
		Madeleine Wishart		600m	600m	(0:14.24)	(0:12.06)	(0:12.42)	(0:12.57)	(0:12.08)	(0:11.78)	(0:11.98)		
12	13	ANOTHER DAZZLER	13	62.8	0:11.73	1:40.43 [12]	1:26.38 [6]	1:14.18 [7]	1:01.43 [8]	0:48.81 [8]	0:36.75 [9]	0:25.02 [11]	0:36.75	-3
		Micheal Hellyer		600m	600m	(0:14.05)	(0:12.20)	(0:12.75)	(0:12.62)	(0:12.06)	(0:11.73)	(0:11.93)		

Scratched: Passionate Rebel (#1), Herecum da Drums (#15), Moszur (#6), Soarhi (#4), Turn Table (#17)

Track Rating: Soft 5, Weather: Overcast, Rail Position: True

Section				200m				Last 600m	
Field Times				0:11.98 (0:11.98)				0:35.02	
Rank	TAB	Horse/Jockey	Barrier	Top Speed [km/h]	Fastest Section	Margin			Distance Travelled [m]
1	8	WHO ORDERED DAFISH Cejay Graham	8	64.1 400m	0:11.35 600m	0:11.75 [2] (0:11.75)	1:37.88		0:34.48
2	3	BLUE RAY Justin Huxtable	3	63.9 Overall	0:11.43 600m	0:12.44 [1] (0:12.44)	0.46L		0:35.48 -2
3	2	MARTEDI Boris Thornton	2	63.8 600m	0:11.43 600m	0:12.14 [4] (0:12.14)	0.03L		0:35.15 +5
4	7	QUEST OF QUESTS Emily Lang	7	63.6 600m	0:11.41 600m	0:12.38 [3] (0:12.38)	0.16L		0:35.55 +3
5	10	SIR ZINO Mark Du Plessis	10	63.5 600m	0:11.58 600m	0:12.04 [7] (0:12.04)	0.54L		0:35.38 +6
6	5	COME ON EILEEN Taylor Marshall	5	62.6 600m	0:11.70 600m	0:12.09 [8] (0:12.09)	0.06L		0:35.64 +1
7	11	VARDON Damien Thornton	11	63.2 800m	0:11.73 600m	0:11.90 [11] (0:11.90)	0.05L		0:35.43 +1
8	12	GLEEFILLY Melea Castle	12	62.9 600m	0:11.47 600m	0:12.19 [10] (0:12.19)	0.15L		0:35.46 +0
9	9	REEL WILD Samantha Collett	9	64.1 600m	0:11.49 600m	0:12.49 [6] (0:12.49)	0.05L		0:36.05 +8
10	16	FORCE ME Georgina Cartwright	16	62.6 600m	0:11.55 600m	0:12.56 [5] (0:12.56)	0L		0:36.21 -2

Scratched: Passionate Rebel (#1), Herecum da Drums (#15), Moszur (#6), Soarhi (#4), Turn Table (#17)



Ipswich QLD Professional
 Race 5: GREAT NORTHERN BENCHMARK 60 Handicap - 1666m
 01 April 2024 - 15:43



Track Rating: Soft 5, Weather: Overcast, Rail Position: True

Section				200m				Last 600m		
Field Times				0:11.98 (0:11.98)				0:35.02		
Rank	TAB	Horse/Jockey	Barrier	Top Speed [km/h]	Fastest Section	Margin			Distance Travelled [m]	
11	14	HELEN'S DREAM	14	62.9	0:11.78	0:12.57 [9]	0.32L		0:36.33	+7
		Madeleine Wishart		600m	600m	(0:12.57)				
12	13	ANOTHER DAZZLER	13	62.8	0:11.73	0:13.09 [12]	0.73L		0:36.75	-3
		Micheal Hellyer		600m	600m	(0:13.09)				

Scratched: Passionate Rebel (#1), Herecum da Drums (#15), Moszur (#6), Soarhi (#4), Turn Table (#17)



Horse/Jockey Name	Who Ordered Dafish
Final Rank	1
Fastest Section Time (Section)	0:11.35 (600m)
Top Speed [km/h] (Section)	64.1 (400m)
Race State	Finished



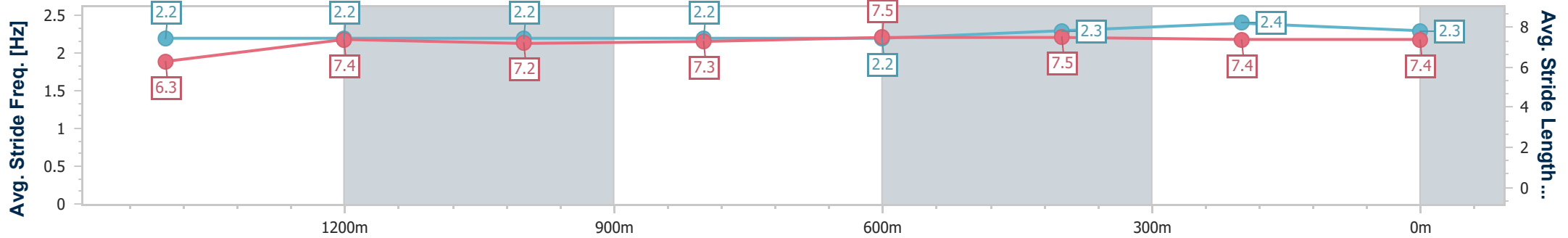
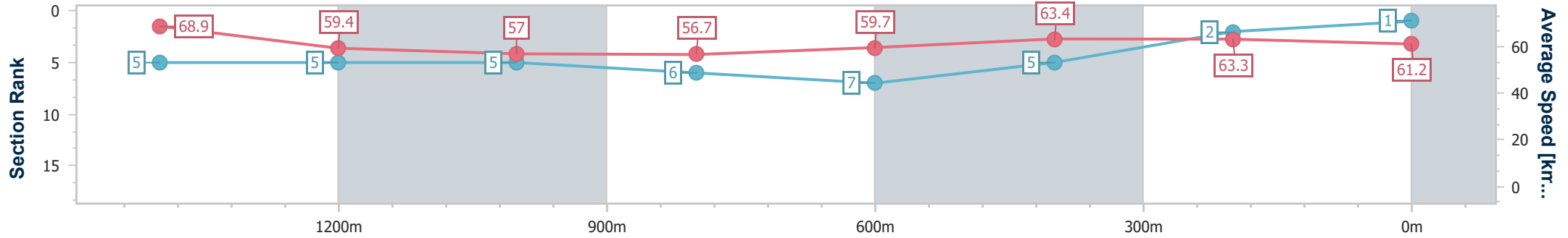
Ipswich QLD Professional
 Race 5: GREAT NORTHERN BENCHMARK 60 Handicap - 1666m



01 April 2024 - 15:43

Track Rating: Soft 5, Weather: Overcast, Rail Position: True

Section	Overall	1400m	1200m	1000m	800m	600m	400m	200m
Section Times	1:37.88 [1] (0:13.90)	1:23.98 [5] (0:12.17)	1:11.81 [5] (0:12.61)	0:59.20 [5] (0:12.70)	0:46.50 [6] (0:12.02)	0:34.48 [7] (0:11.35)	0:23.13 [5] (0:11.38)	0:11.75 [2] (0:11.75)
Average Speed [km/h]	68.9	59.4	57.0	56.7	59.7	63.4	63.3	61.2
Top Speed [km/h]	60.8	60.3	58.0	57.8	63.3	64.0	64.1	62.5
Avg. Dist. to Rail [m]	4.9	0.3	0.2	0.1	0.3	0.3	0.3	1.3
Avg. Stride Freq. [Hz]	2.2	2.2	2.2	2.2	2.2	2.3	2.4	2.3
Avg. Stride Length [m]	6.3	7.4	7.2	7.3	7.5	7.5	7.4	7.4



- [] Ranking at each section and finish
- .-.- No data available at this section
- NA No data available



Horse/Jockey Name	Blue Ray
Final Rank	2
Fastest Section Time (Section)	0:11.43 (600m)
Top Speed [km/h] (Section)	63.9 (Overall)
Race State	Finished



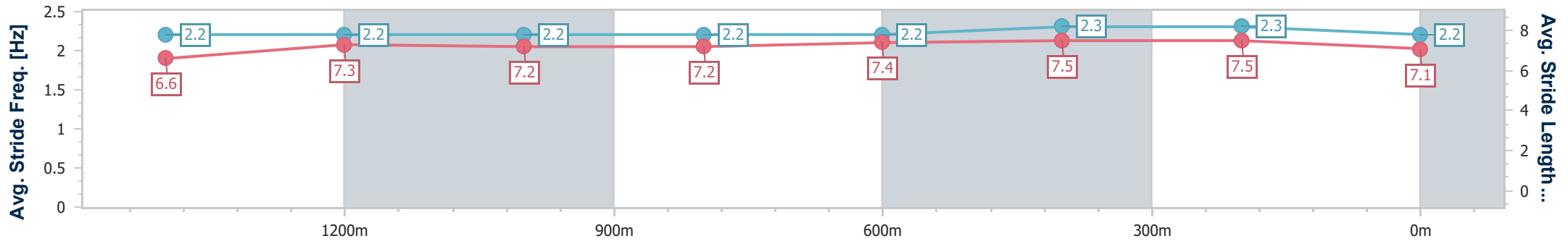
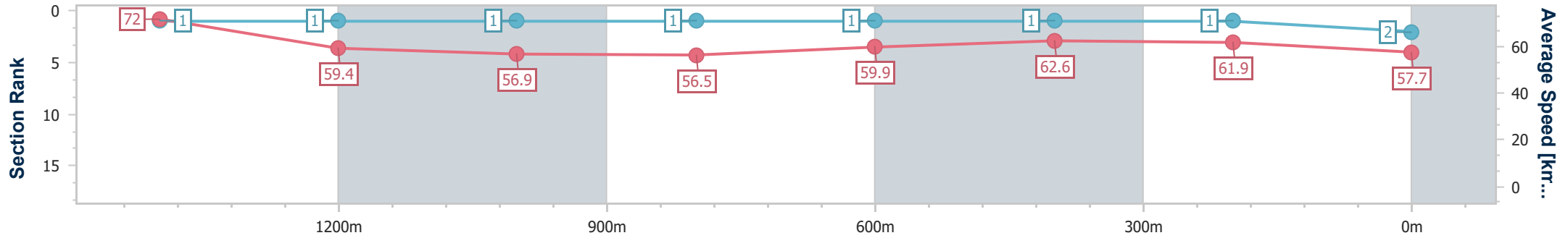
Ipswich QLD Professional
Race 5: GREAT NORTHERN BENCHMARK 60 Handicap - 1666m



01 April 2024 - 15:43

Track Rating: Soft 5, Weather: Overcast, Rail Position: True

Section	Overall	1400m	1200m	1000m	800m	600m	400m	200m					
Section Times	1:38.34 [2] (0:13.36)	1:24.98 [1] (0:12.11)	1:12.87 [1] (0:12.62)	1:00.25 [1] (0:12.75)	0:47.50 [1] (0:12.02)	0:35.48 [1] (0:11.43)	0:24.05 [1] (0:11.61)	0:12.44 [1] (0:12.44)					
Average Speed [km/h]	72.0	59.4	56.9	56.5	59.9	62.6	61.9	57.7					
Top Speed [km/h]	63.9	60.5	57.8	57.2	62.3	63.6	62.3	61.3					
Avg. Dist. to Rail [m]	6.8	0.1	0.1	0.2	0.4	1.0	1.0	0.6					
Avg. Stride Freq. [Hz]	2.2	2.2	2.2	2.2	2.2	2.3	2.3	2.2					
Avg. Stride Length [m]	6.6	7.3	7.2	7.2	7.4	7.5	7.5	7.1					



- [] Ranking at each section and finish
- .-.- No data available at this section
- NA No data available



Horse/Jockey Name	Martedi
Final Rank	3
Fastest Section Time (Section)	0:11.43 (600m)
Top Speed [km/h] (Section)	63.8 (600m)
Race State	Finished



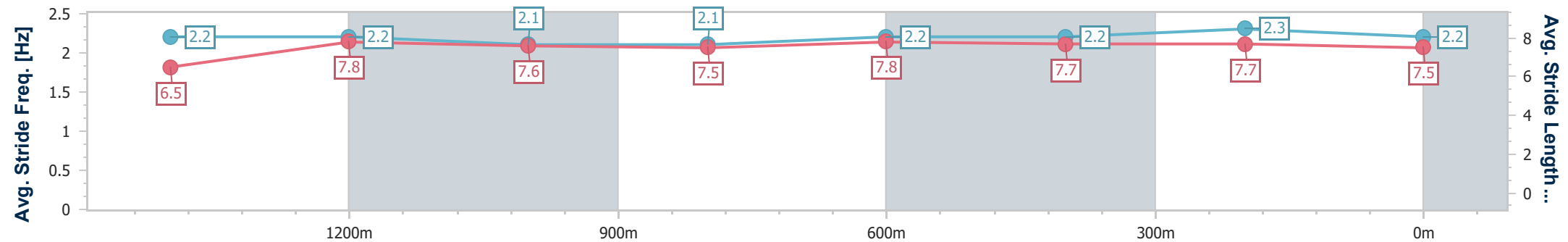
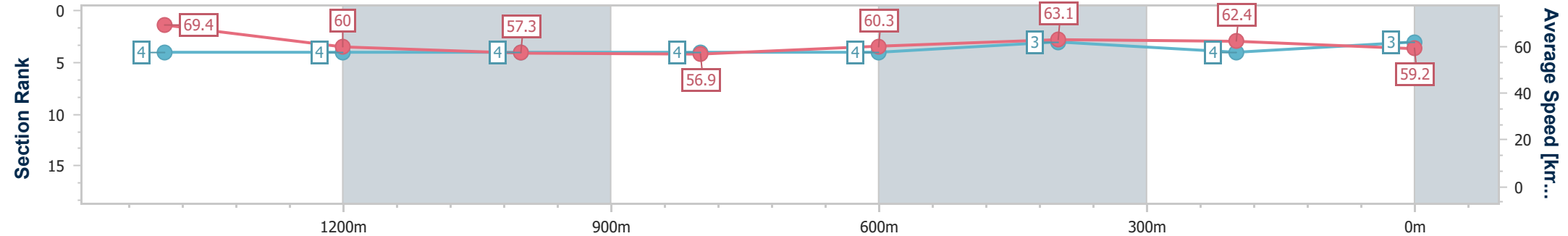
Ipswich QLD Professional
Race 5: GREAT NORTHERN BENCHMARK 60 Handicap - 1666m



01 April 2024 - 15:43

Track Rating: Soft 5, Weather: Overcast, Rail Position: True

Section	Overall	1400m	1200m	1000m	800m	600m	400m	200m					
Section Times	1:38.37 [3] (0:13.82)	1:24.55 [4] (0:12.08)	1:12.47 [4] (0:12.67)	0:59.80 [4] (0:12.66)	0:47.14 [4] (0:11.99)	0:35.15 [4] (0:11.43)	0:23.72 [3] (0:11.58)	0:12.14 [4] (0:12.14)					
Average Speed [km/h]	69.4	60.0	57.3	56.9	60.3	63.1	62.4	59.2					
Top Speed [km/h]	62.5	62.1	57.7	58.4	63.1	63.8	62.8	61.5					
Avg. Dist. to Rail [m]	5.5	1.2	1.2	1.2	0.8	0.9	1.4	3.2					
Avg. Stride Freq. [Hz]	2.2	2.2	2.1	2.1	2.2	2.2	2.3	2.2					
Avg. Stride Length [m]	6.5	7.8	7.6	7.5	7.8	7.7	7.7	7.5					



- [] Ranking at each section and finish
- .-.- No data available at this section
- NA No data available



Horse/Jockey Name	Quest Of Quests
Final Rank	4
Fastest Section Time (Section)	0:11.41 (600m)
Top Speed [km/h] (Section)	63.6 (600m)
Race State	Finished



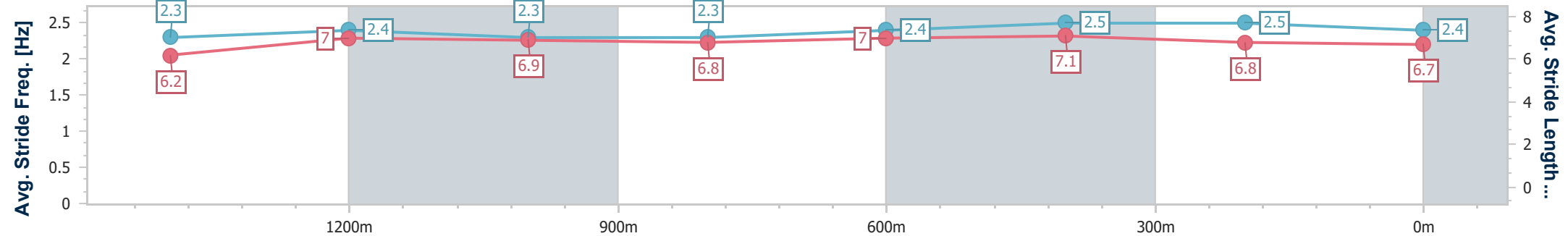
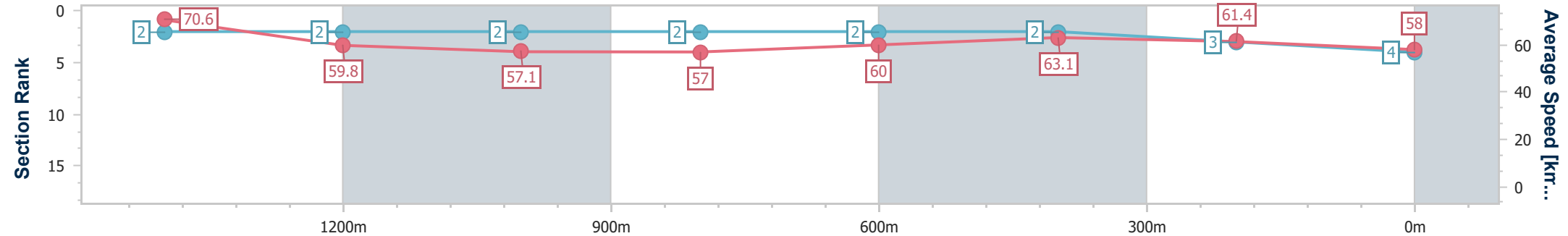
Ipswich QLD Professional
Race 5: GREAT NORTHERN BENCHMARK 60 Handicap - 1666m



01 April 2024 - 15:43

Track Rating: Soft 5, Weather: Overcast, Rail Position: True

Section	Overall	1400m	1200m	1000m	800m	600m	400m	200m					
Section Times	1:38.53 [4] (0:13.58)	1:24.95 [2] (0:12.08)	1:12.87 [2] (0:12.63)	1:00.24 [2] (0:12.65)	0:47.59 [2] (0:12.04)	0:35.55 [2] (0:11.41)	0:24.14 [2] (0:11.76)	0:12.38 [3] (0:12.38)					
Average Speed [km/h]	70.6	59.8	57.1	57.0	60.0	63.1	61.4	58.0					
Top Speed [km/h]	62.2	62.2	58.1	58.3	62.7	63.6	62.8	60.1					
Avg. Dist. to Rail [m]	5.1	0.6	1.0	0.9	0.6	0.3	0.6	2.1					
Avg. Stride Freq. [Hz]	2.3	2.4	2.3	2.3	2.4	2.5	2.5	2.4					
Avg. Stride Length [m]	6.2	7.0	6.9	6.8	7.0	7.1	6.8	6.7					



- [] Ranking at each section and finish
- .-.- No data available at this section
- NA No data available



Horse/Jockey Name	Sir Zino
Final Rank	5
Fastest Section Time (Section)	0:11.58 (600m)
Top Speed [km/h] (Section)	63.5 (600m)
Race State	Finished



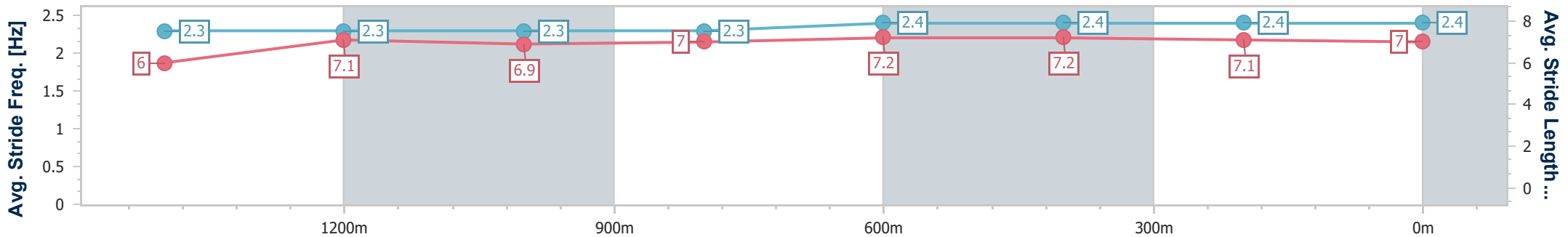
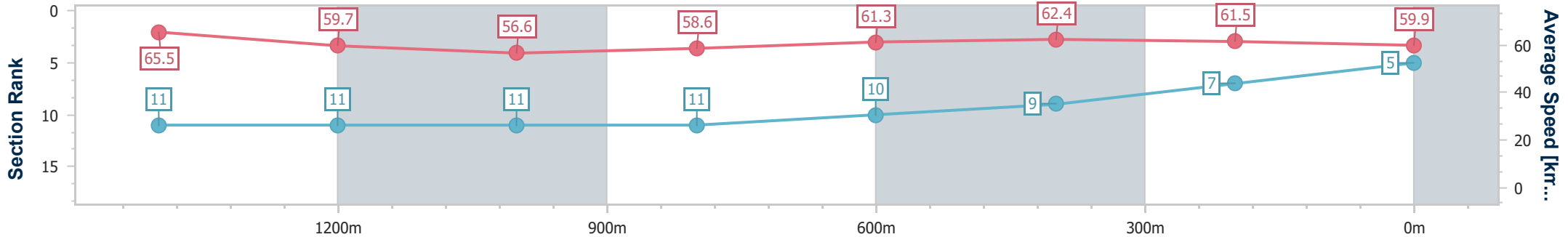
Ipswich QLD Professional
Race 5: GREAT NORTHERN BENCHMARK 60 Handicap - 1666m



01 April 2024 - 15:43

Track Rating: Soft 5, Weather: Overcast, Rail Position: True

Section	Overall	1400m	1200m	1000m	800m	600m	400m	200m					
Section Times	1:39.07 [5] (0:14.64)	1:24.43 [11] (0:12.14)	1:12.29 [11] (0:12.76)	0:59.53 [11] (0:12.33)	0:47.20 [11] (0:11.82)	0:35.38 [10] (0:11.58)	0:23.80 [9] (0:11.76)	0:12.04 [7] (0:12.04)					
Average Speed [km/h]	65.5	59.7	56.6	58.6	61.3	62.4	61.5	59.9					
Top Speed [km/h]	60.3	60.9	58.5	59.5	63.2	63.5	62.5	60.7					
Avg. Dist. to Rail [m]	7.7	1.1	0.9	1.4	1.2	1.6	2.0	3.1					
Avg. Stride Freq. [Hz]	2.3	2.3	2.3	2.3	2.4	2.4	2.4	2.4					
Avg. Stride Length [m]	6.0	7.1	6.9	7.0	7.2	7.2	7.1	7.0					



- [] Ranking at each section and finish
- .-.- No data available at this section
- NA No data available



Horse/Jockey Name	Come On Eileen
Final Rank	6
Fastest Section Time (Section)	0:11.70 (600m)
Top Speed [km/h] (Section)	62.6 (600m)
Race State	Finished



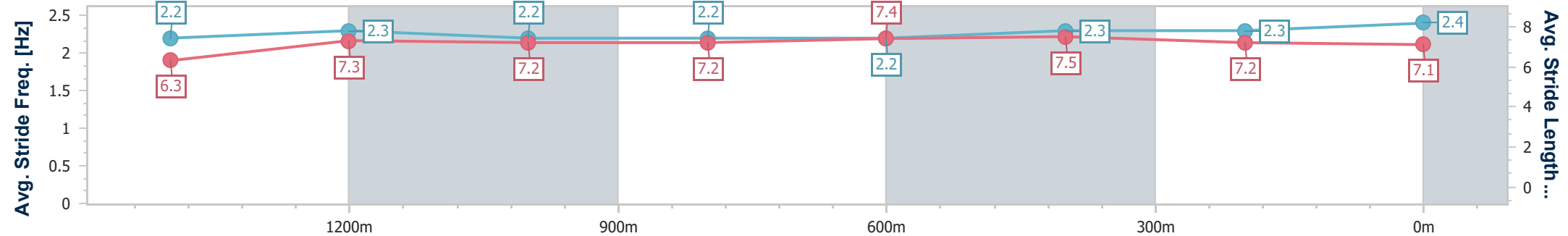
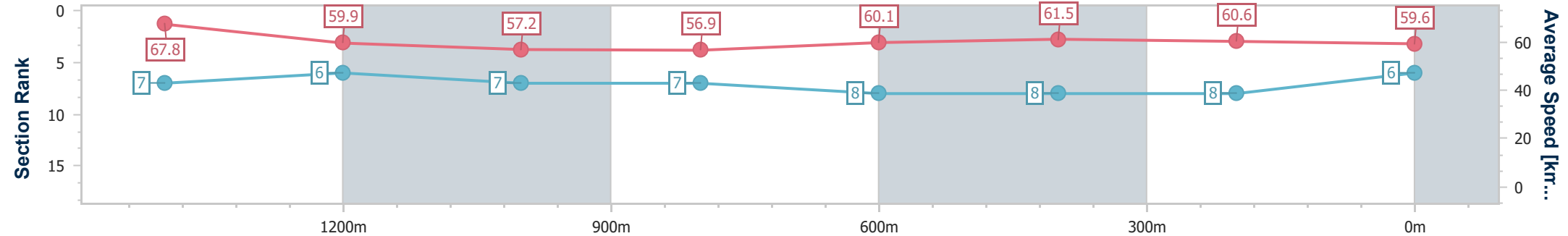
Ipswich QLD Professional
Race 5: GREAT NORTHERN BENCHMARK 60 Handicap - 1666m



01 April 2024 - 15:43

Track Rating: Soft 5, Weather: Overcast, Rail Position: True

Section	Overall	1400m	1200m	1000m	800m	600m	400m	200m					
Section Times	1:39.13 [6] (0:14.13)	1:25.00 [7] (0:12.08)	1:12.92 [6] (0:12.65)	1:00.27 [7] (0:12.66)	0:47.61 [7] (0:11.97)	0:35.64 [8] (0:11.70)	0:23.94 [8] (0:11.85)	0:12.09 [8] (0:12.09)					
Average Speed [km/h]	67.8	59.9	57.2	56.9	60.1	61.5	60.6	59.6					
Top Speed [km/h]	60.8	61.0	58.0	58.5	61.9	62.6	61.1	60.4					
Avg. Dist. to Rail [m]	3.7	0.8	1.1	1.0	0.3	0.5	0.7	1.4					
Avg. Stride Freq. [Hz]	2.2	2.3	2.2	2.2	2.2	2.3	2.3	2.4					
Avg. Stride Length [m]	6.3	7.3	7.2	7.2	7.4	7.5	7.2	7.1					



- [] Ranking at each section and finish
- .-.- No data available at this section
- NA No data available



Horse/Jockey Name	Vardon
Final Rank	7
Fastest Section Time (Section)	0:11.73 (600m)
Top Speed [km/h] (Section)	63.2 (800m)
Race State	Finished



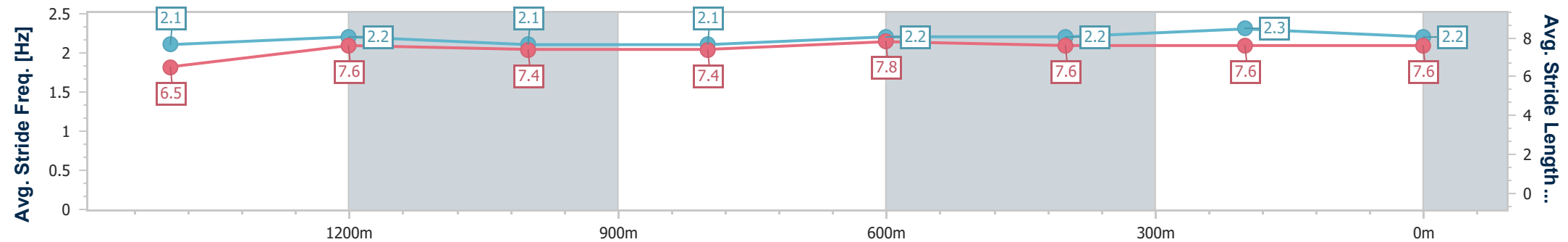
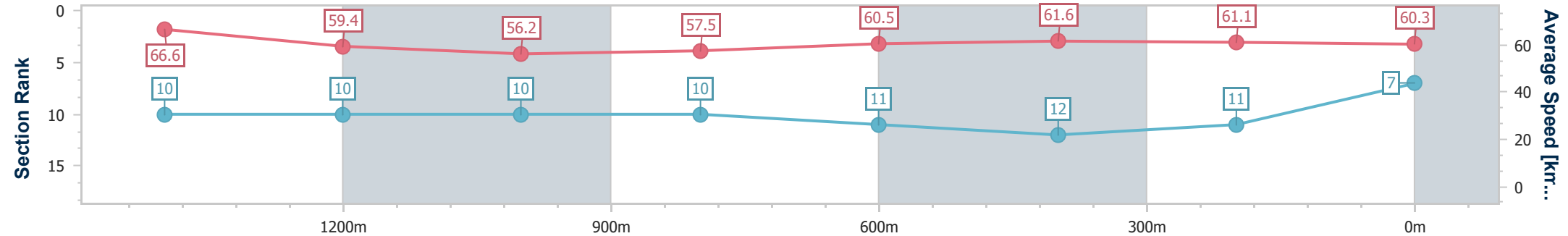
Ipswich QLD Professional
Race 5: GREAT NORTHERN BENCHMARK 60 Handicap - 1666m



01 April 2024 - 15:43

Track Rating: Soft 5, Weather: Overcast, Rail Position: True

Section	Overall	1400m	1200m	1000m	800m	600m	400m	200m					
Section Times	1:39.18 [7] (0:14.43)	1:24.75 [10] (0:12.11)	1:12.64 [10] (0:12.79)	0:59.85 [10] (0:12.52)	0:47.33 [10] (0:11.90)	0:35.43 [11] (0:11.73)	0:23.70 [12] (0:11.80)	0:11.90 [11] (0:11.90)					
Average Speed [km/h]	66.6	59.4	56.2	57.5	60.5	61.6	61.1	60.3					
Top Speed [km/h]	61.5	60.7	58.1	58.1	63.2	63.1	62.0	61.6					
Avg. Dist. to Rail [m]	5.6	0.3	0.4	0.1	0.3	0.8	1.5	5.6					
Avg. Stride Freq. [Hz]	2.1	2.2	2.1	2.1	2.2	2.2	2.3	2.2					
Avg. Stride Length [m]	6.5	7.6	7.4	7.4	7.8	7.6	7.6	7.6					



- [] Ranking at each section and finish
- .-.- No data available at this section
- NA No data available



Horse/Jockey Name	Gleefilly
Final Rank	8
Fastest Section Time (Section)	0:11.47 (600m)
Top Speed [km/h] (Section)	62.9 (600m)
Race State	Finished



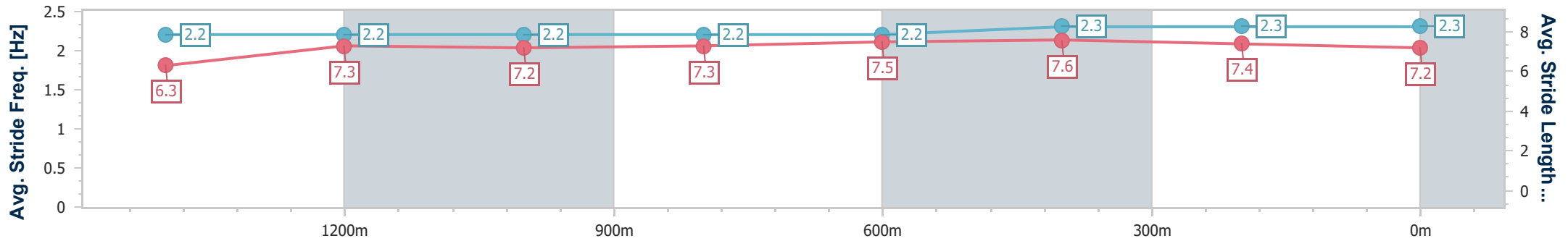
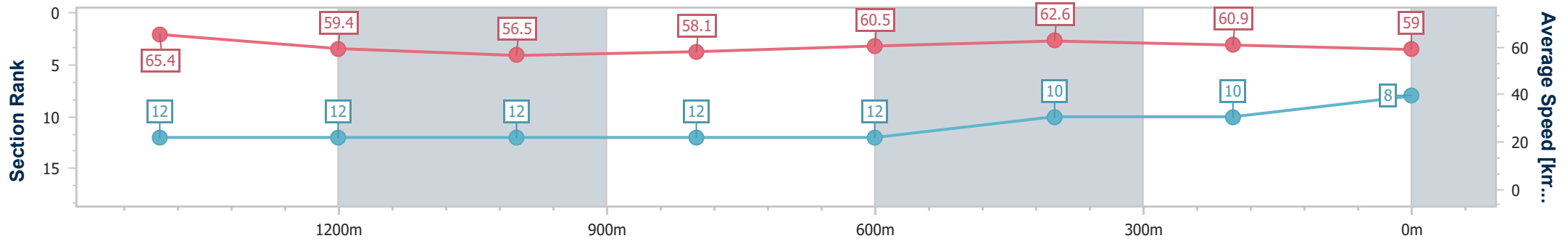
Ipswich QLD Professional
Race 5: GREAT NORTHERN BENCHMARK 60 Handicap - 1666m



01 April 2024 - 15:43

Track Rating: Soft 5, Weather: Overcast, Rail Position: True

Section	Overall	1400m	1200m	1000m	800m	600m	400m	200m					
Section Times	1:39.33 [8] (0:14.69)	1:24.64 [12] (0:12.12)	1:12.52 [12] (0:12.77)	0:59.75 [12] (0:12.42)	0:47.33 [12] (0:11.87)	0:35.46 [12] (0:11.47)	0:23.99 [10] (0:11.80)	0:12.19 [10] (0:12.19)					
Average Speed [km/h]	65.4	59.4	56.5	58.1	60.5	62.6	60.9	59.0					
Top Speed [km/h]	61.9	60.5	59.0	58.8	62.4	62.9	62.0	59.9					
Avg. Dist. to Rail [m]	6.7	0.2	0.2	0.2	0.6	0.7	0.5	0.3					
Avg. Stride Freq. [Hz]	2.2	2.2	2.2	2.2	2.2	2.3	2.3	2.3					
Avg. Stride Length [m]	6.3	7.3	7.2	7.3	7.5	7.6	7.4	7.2					



- [] Ranking at each section and finish
- .-.- No data available at this section
- NA No data available



Horse/Jockey Name	Reel Wild
Final Rank	9
Fastest Section Time (Section)	0:11.49 (600m)
Top Speed [km/h] (Section)	64.1 (600m)
Race State	Finished



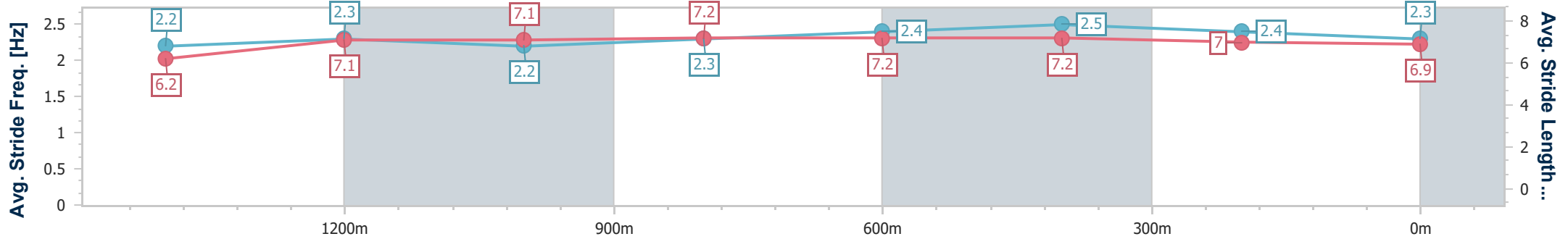
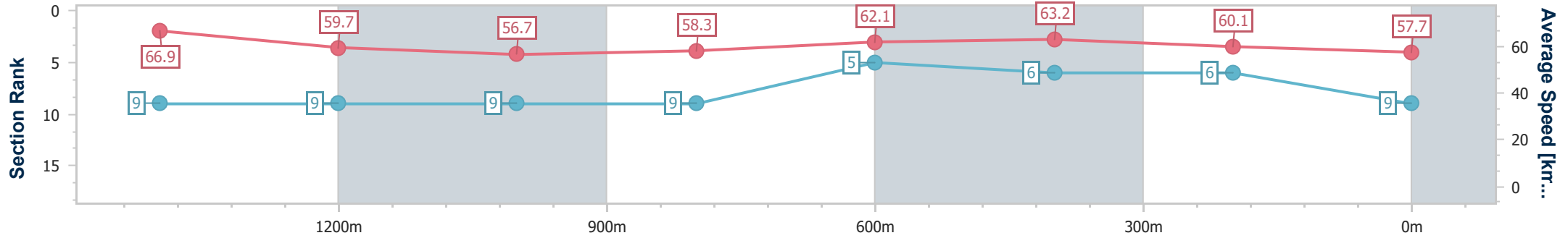
Ipswich QLD Professional
 Race 5: GREAT NORTHERN BENCHMARK 60 Handicap - 1666m



01 April 2024 - 15:43

Track Rating: Soft 5, Weather: Overcast, Rail Position: True

Section	Overall	1400m	1200m	1000m	800m	600m	400m	200m
Section Times	1:39.38 [9] (0:14.36)	1:25.02 [9] (0:12.11)	1:12.91 [9] (0:12.76)	1:00.15 [9] (0:12.40)	0:47.75 [9] (0:11.70)	0:36.05 [5] (0:11.49)	0:24.56 [6] (0:12.07)	0:12.49 [6] (0:12.49)
Average Speed [km/h]	66.9	59.7	56.7	58.3	62.1	63.2	60.1	57.7
Top Speed [km/h]	61.1	61.2	59.0	59.5	63.9	64.1	61.9	58.7
Avg. Dist. to Rail [m]	6.7	1.2	1.2	1.4	2.5	2.3	2.9	5.3
Avg. Stride Freq. [Hz]	2.2	2.3	2.2	2.3	2.4	2.5	2.4	2.3
Avg. Stride Length [m]	6.2	7.1	7.1	7.2	7.2	7.2	7.0	6.9



- [] Ranking at each section and finish
- .-.- No data available at this section
- NA No data available



Horse/Jockey Name	Force Me
Final Rank	10
Fastest Section Time (Section)	0:11.55 (600m)
Top Speed [km/h] (Section)	62.6 (600m)
Race State	Finished



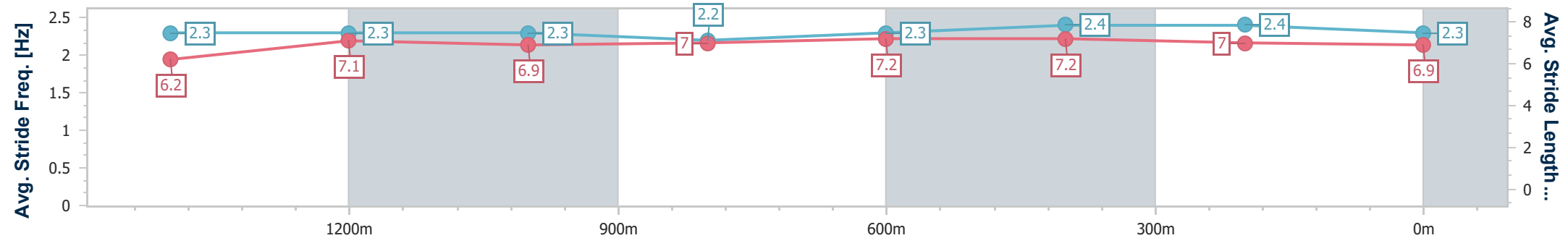
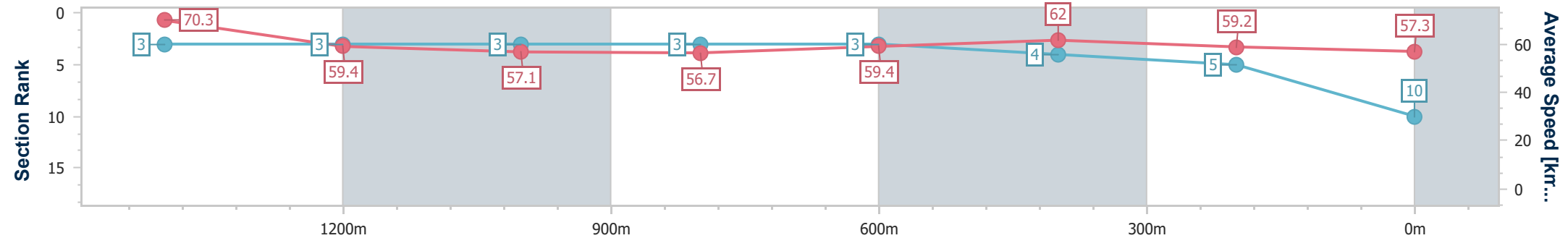
Ipswich QLD Professional
Race 5: GREAT NORTHERN BENCHMARK 60 Handicap - 1666m



01 April 2024 - 15:43

Track Rating: Soft 5, Weather: Overcast, Rail Position: True

Section	Overall	1400m	1200m	1000m	800m	600m	400m	200m					
Section Times	1:39.38 [10] (0:13.60)	1:25.78 [3] (0:12.13)	1:13.65 [3] (0:12.64)	1:01.01 [3] (0:12.69)	0:48.32 [3] (0:12.11)	0:36.21 [3] (0:11.55)	0:24.66 [4] (0:12.10)	0:12.56 [5] (0:12.56)					
Average Speed [km/h]	70.3	59.4	57.1	56.7	59.4	62.0	59.2	57.3					
Top Speed [km/h]	62.2	60.9	57.7	57.5	62.0	62.6	61.1	58.2					
Avg. Dist. to Rail [m]	3.4	0.1	0.2	0.2	0.5	0.9	1.1	0.6					
Avg. Stride Freq. [Hz]	2.3	2.3	2.3	2.2	2.3	2.4	2.4	2.3					
Avg. Stride Length [m]	6.2	7.1	6.9	7.0	7.2	7.2	7.0	6.9					



- [] Ranking at each section and finish
- .-.- No data available at this section
- NA No data available



Horse/Jockey Name	Helen's Dream
Final Rank	11
Fastest Section Time (Section)	0:11.78 (600m)
Top Speed [km/h] (Section)	62.9 (600m)
Race State	Finished



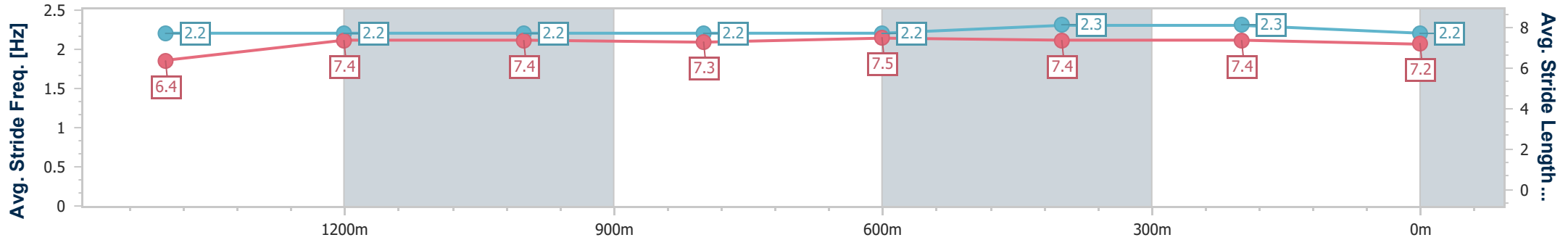
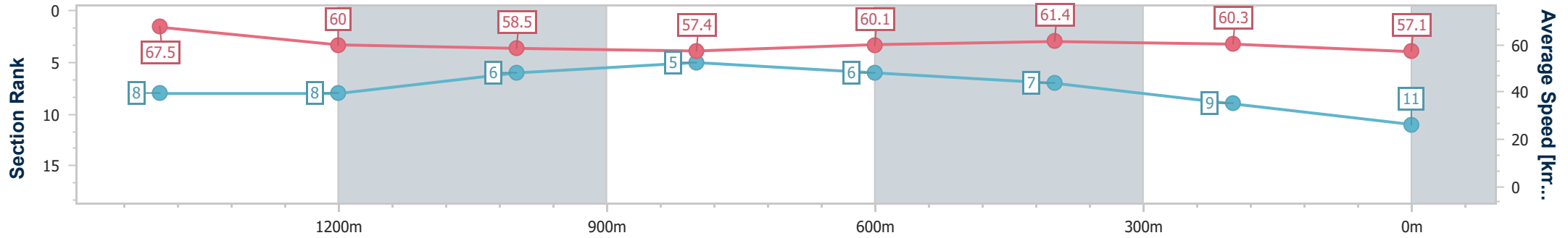
Ipswich QLD Professional
Race 5: GREAT NORTHERN BENCHMARK 60 Handicap - 1666m



01 April 2024 - 15:43

Track Rating: Soft 5, Weather: Overcast, Rail Position: True

Section	Overall	1400m	1200m	1000m	800m	600m	400m	200m					
Section Times	1:39.70 [11] (0:14.24)	1:25.46 [8] (0:12.06)	1:13.40 [8] (0:12.42)	1:00.98 [6] (0:12.57)	0:48.41 [5] (0:12.08)	0:36.33 [6] (0:11.78)	0:24.55 [7] (0:11.98)	0:12.57 [9] (0:12.57)					
Average Speed [km/h]	67.5	60.0	58.5	57.4	60.1	61.4	60.3	57.1					
Top Speed [km/h]	60.8	61.2	59.5	58.0	61.9	62.9	61.0	59.1					
Avg. Dist. to Rail [m]	9.9	1.7	1.4	1.4	1.8	1.8	1.0	2.9					
Avg. Stride Freq. [Hz]	2.2	2.2	2.2	2.2	2.2	2.3	2.3	2.2					
Avg. Stride Length [m]	6.4	7.4	7.4	7.3	7.5	7.4	7.4	7.2					



- [] Ranking at each section and finish
- .-.- No data available at this section
- NA No data available



Horse/Jockey Name	Another Dazzler
Final Rank	12
Fastest Section Time (Section)	0:11.73 (600m)
Top Speed [km/h] (Section)	62.8 (600m)
Race State	Finished



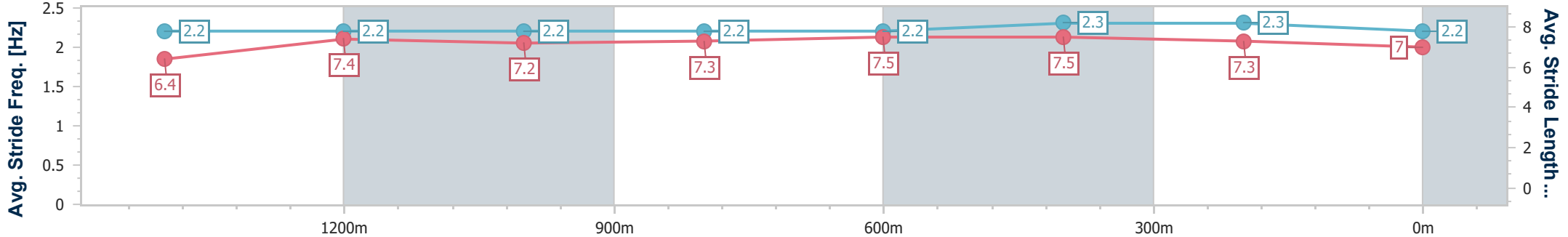
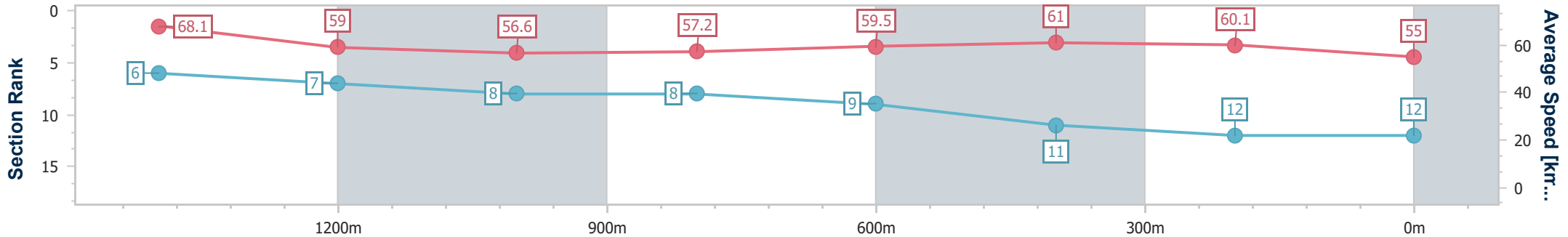
Ipswich QLD Professional
 Race 5: GREAT NORTHERN BENCHMARK 60 Handicap - 1666m



01 April 2024 - 15:43

Track Rating: Soft 5, Weather: Overcast, Rail Position: True

Section	Overall	1400m	1200m	1000m	800m	600m	400m	200m					
Section Times	1:40.43 [12] (0:14.05)	1:26.38 [6] (0:12.20)	1:14.18 [7] (0:12.75)	1:01.43 [8] (0:12.62)	0:48.81 [8] (0:12.06)	0:36.75 [9] (0:11.73)	0:25.02 [11] (0:11.93)	0:13.09 [12] (0:13.09)					
Average Speed [km/h]	68.1	59.0	56.6	57.2	59.5	61.0	60.1	55.0					
Top Speed [km/h]	61.1	60.1	58.1	58.0	62.1	62.8	60.7	58.2					
Avg. Dist. to Rail [m]	2.4	0.1	0.1	0.1	0.5	0.8	1.2	0.7					
Avg. Stride Freq. [Hz]	2.2	2.2	2.2	2.2	2.2	2.3	2.3	2.2					
Avg. Stride Length [m]	6.4	7.4	7.2	7.3	7.5	7.5	7.3	7.0					



- [] Ranking at each section and finish
- .-.- No data available at this section
- NA No data available

Ipswich QLD Professional

Race 6: SEVEN NEWS Class 4 Handicap - 1100m

01 April 2024 - 16:23

Track Rating: Soft 5, Weather: Overcast, Rail Position: True

Section													Last 600m	
Field Times		Overall	1000m	800m	600m	400m	200m						0:34.44	
		1:01.51 (0:05.51)	0:56.00 (0:10.73)	0:45.27 (0:10.83)	0:34.44 (0:11.12)	0:23.32 (0:11.49)	0:11.83 (0:11.83)							
Rank	TAB	Horse/Jockey	Barrier	Top Speed [km/h]	Fastest Section							Margin	Distance Travelled [m]	
1	2	XPRESSO James Orman	2	68.0	0:05.67	1:01.51 [1] (0:05.67)	0:55.84 [3] (0:10.81)	0:45.03 [3] (0:10.83)	0:34.20 [3] (0:11.10)	0:23.10 [3] (0:11.27)	0:11.83 [1] (0:11.83)	1:01.51	0:34.20	
2	4	OAKFIELD DUKE Andrew Mallyon	4	67.0	0:05.73	1:01.56 [2] (0:05.73)	0:55.83 [4] (0:11.04)	0:44.79 [4] (0:10.93)	0:33.86 [5] (0:10.95)	0:22.91 [5] (0:11.27)	0:11.64 [3] (0:11.64)	0.05L	0:33.86	-1
3	6	BILLY'S BRO Justin Stanley	6	66.7	0:05.96	1:01.89 [3] (0:05.96)	0:55.93 [8] (0:11.20)	0:44.73 [7] (0:11.06)	0:33.67 [8] (0:10.93)	0:22.74 [8] (0:11.19)	0:11.55 [8] (0:11.55)	0.33L	0:33.67	+0
4	3	ALAMIRA Damien Thornton	3	67.1	0:05.84	1:01.96 [4] (0:05.84)	0:56.12 [5] (0:11.14)	0:44.98 [6] (0:10.98)	0:34.00 [6] (0:10.97)	0:23.03 [7] (0:11.27)	0:11.76 [6] (0:11.76)	0.07L	0:34.00	-1
5	14	PIANIST Micheal Hellyer	14	66.5	0:05.90	1:02.02 [5] (0:05.90)	0:56.12 [6] (0:10.95)	0:45.17 [5] (0:10.83)	0:34.34 [4] (0:10.91)	0:23.43 [4] (0:11.36)	0:12.07 [4] (0:12.07)	0.06L	0:34.34	-6
6	13	SADDLE BOY Cejay Graham	13	68.7	0:05.51	1:02.05 [6] (0:05.51)	0:56.54 [1] (0:10.73)	0:45.81 [1] (0:10.83)	0:34.98 [1] (0:11.12)	0:23.86 [1] (0:11.68)	0:12.18 [2] (0:12.18)	0.03L	0:34.98	-4
7	12	ORPHAN'S TRUST Cody Collis	12	67.0	0:05.96	1:02.46 [7] (0:05.96)	0:56.50 [7] (0:11.22)	0:45.28 [8] (0:10.85)	0:34.43 [7] (0:10.87)	0:23.56 [6] (0:11.37)	0:12.19 [7] (0:12.19)	0.41L	0:34.43	-6
8	1	MATTER OF HONOUR Yvette Lewis	1	68.3	0:05.59	1:02.47 [8] (0:05.59)	0:56.88 [2] (0:10.73)	0:46.15 [2] (0:10.82)	0:35.33 [2] (0:11.13)	0:24.20 [2] (0:11.71)	0:12.49 [5] (0:12.49)	0.01L	0:35.33	-2
9	17	STAR SEEKER Samantha Collett	17	67.0	0:06.31	1:02.64 [9] (0:06.31)	0:56.33 [9] (0:11.32)	0:45.01 [9] (0:11.01)	0:34.00 [9] (0:10.92)	0:23.08 [9] (0:11.31)	0:11.77 [9] (0:11.77)	0.17L	0:34.00	+1

Scratched: Minks Star (#5), Chilliwack (#9), All Stashed Up (#8), Bulsara (#15), Selous (#7), On Hold (#16), Toronado Rouge (#11), Radiant Remi (#10)



Horse/Jockey Name	Xpresso
Final Rank	1
Fastest Section Time (Section)	0:05.67 (Overall)
Top Speed [km/h] (Section)	68.0 (1000m)
Race State	Finished



Ipswich QLD Professional

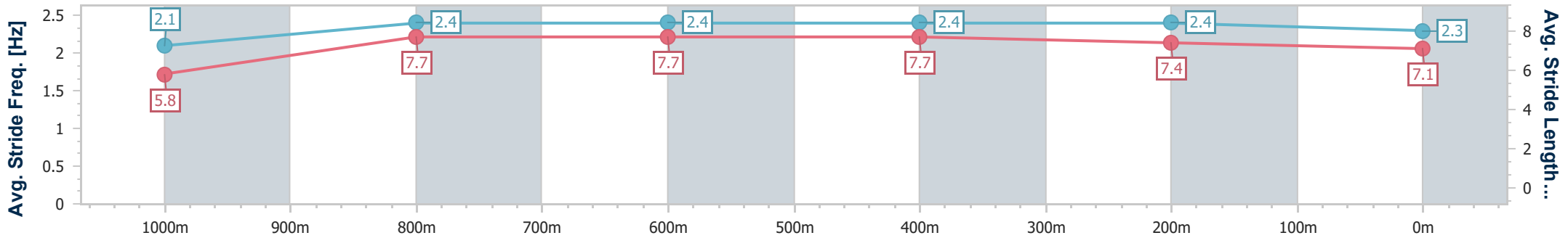
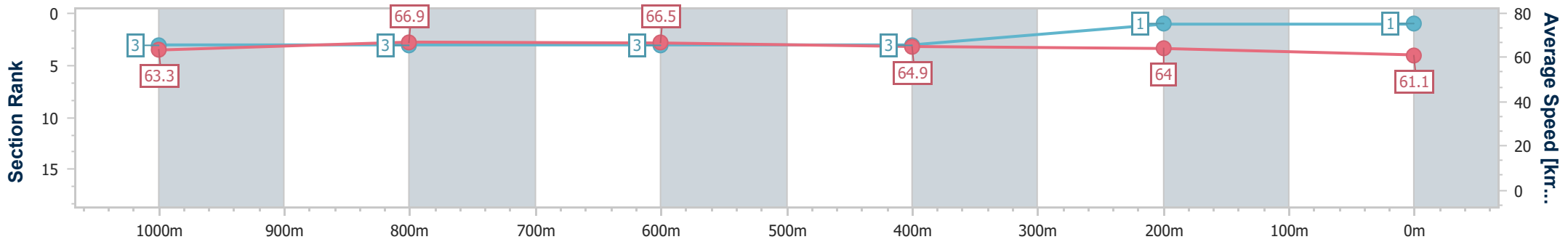
Race 6: SEVEN NEWS Class 4 Handicap - 1100m

01 April 2024 - 16:23



Track Rating: Soft 5, Weather: Overcast, Rail Position: True

Section	Overall	1000m	800m	600m	400m	200m
Section Times	1:01.51 [1] (0:05.67)	0:55.84 [3] (0:10.81)	0:45.03 [3] (0:10.83)	0:34.20 [3] (0:11.10)	0:23.10 [3] (0:11.27)	0:11.83 [1] (0:11.83)
Average Speed [km/h]	63.3	66.9	66.5	64.9	64.0	61.1
Top Speed [km/h]	66.0	68.0	66.8	66.2	65.1	63.9
Avg. Dist. to Rail [m]	8.8	2.7	0.2	0.3	1.2	2.1
Avg. Stride Freq. [Hz]	2.1	2.4	2.4	2.4	2.4	2.3
Avg. Stride Length [m]	5.8	7.7	7.7	7.7	7.4	7.1



- [] Ranking at each section and finish
- .-.- No data available at this section
- NA No data available



Horse/Jockey Name	Oakfield Duke
Final Rank	2
Fastest Section Time (Section)	0:05.73 (Overall)
Top Speed [km/h] (Section)	67.0 (600m)
Race State	Finished



Ipswich QLD Professional

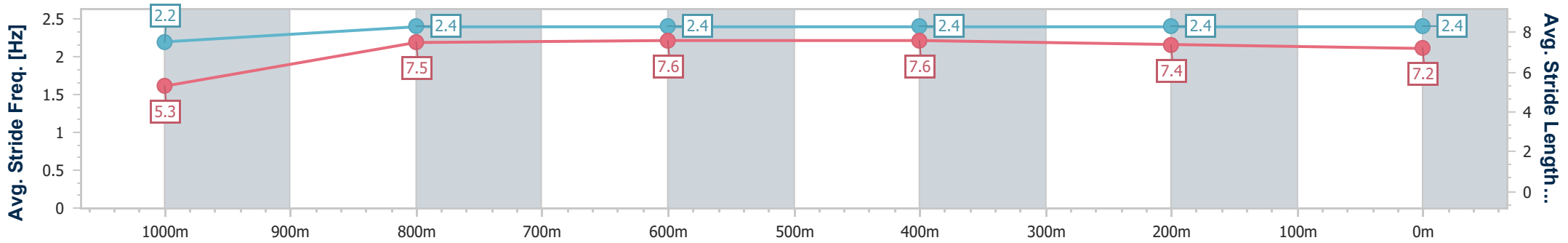
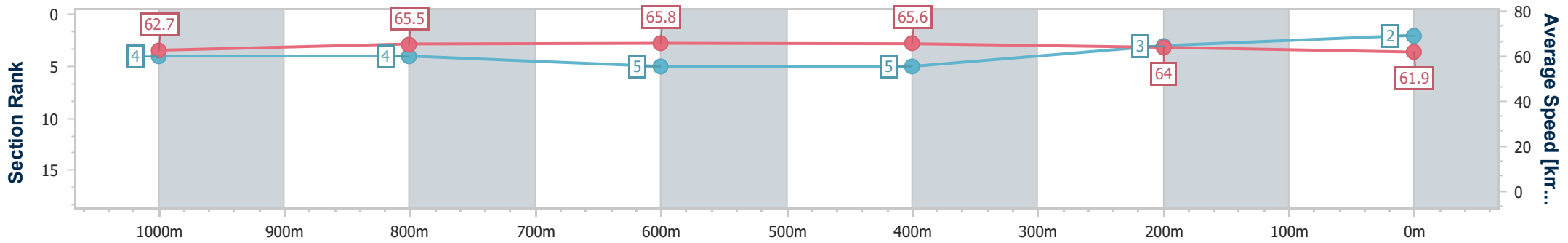
Race 6: SEVEN NEWS Class 4 Handicap - 1100m

01 April 2024 - 16:23



Track Rating: Soft 5, Weather: Overcast, Rail Position: True

Section	Overall	1000m	800m	600m	400m	200m
Section Times	1:01.56 [2] (0:05.73)	0:55.83 [4] (0:11.04)	0:44.79 [4] (0:10.93)	0:33.86 [5] (0:10.95)	0:22.91 [5] (0:11.27)	0:11.64 [3] (0:11.64)
Average Speed [km/h]	62.7	65.5	65.8	65.6	64.0	61.9
Top Speed [km/h]	63.4	66.1	66.8	67.0	65.1	64.2
Avg. Dist. to Rail [m]	6.2	2.1	0.4	0.6	2.3	4.0
Avg. Stride Freq. [Hz]	2.2	2.4	2.4	2.4	2.4	2.4
Avg. Stride Length [m]	5.3	7.5	7.6	7.6	7.4	7.2



- [] Ranking at each section and finish
- .-.- No data available at this section
- NA No data available



Horse/Jockey Name	Billy's Bro
Final Rank	3
Fastest Section Time (Section)	0:05.96 (Overall)
Top Speed [km/h] (Section)	66.7 (600m)
Race State	Finished



Ipswich QLD Professional

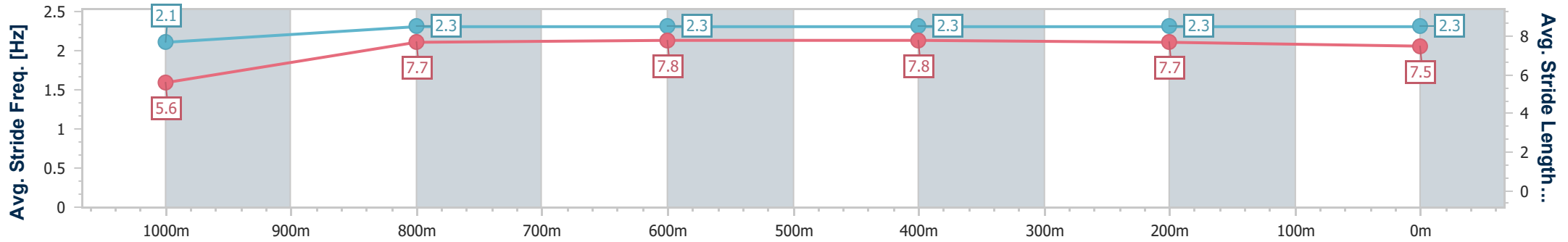
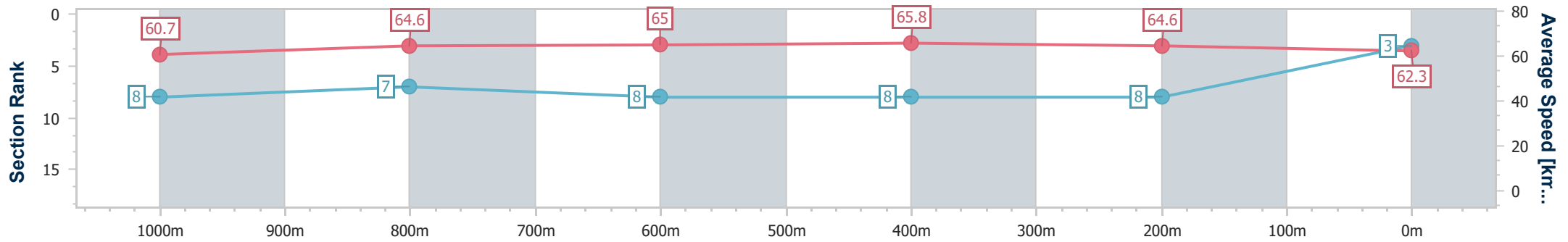
Race 6: SEVEN NEWS Class 4 Handicap - 1100m

01 April 2024 - 16:23

Track Rating: Soft 5, Weather: Overcast, Rail Position: True



Section	Overall	1000m	800m	600m	400m	200m
Section Times	1:01.89 [3] (0:05.96)	0:55.93 [8] (0:11.20)	0:44.73 [7] (0:11.06)	0:33.67 [8] (0:10.93)	0:22.74 [8] (0:11.19)	0:11.55 [8]
Average Speed [km/h]	60.7	64.6	65.0	65.8	64.6	62.3
Top Speed [km/h]	60.7	66.3	66.3	66.7	65.3	64.7
Avg. Dist. to Rail [m]	10.3	2.4	0.6	0.6	1.3	3.7
Avg. Stride Freq. [Hz]	2.1	2.3	2.3	2.3	2.3	2.3
Avg. Stride Length [m]	5.6	7.7	7.8	7.8	7.7	7.5



- [] Ranking at each section and finish
- .-.- No data available at this section
- NA No data available



Horse/Jockey Name	Alamira
Final Rank	4
Fastest Section Time (Section)	0:05.84 (Overall)
Top Speed [km/h] (Section)	67.1 (600m)
Race State	Finished



Ipswich QLD Professional

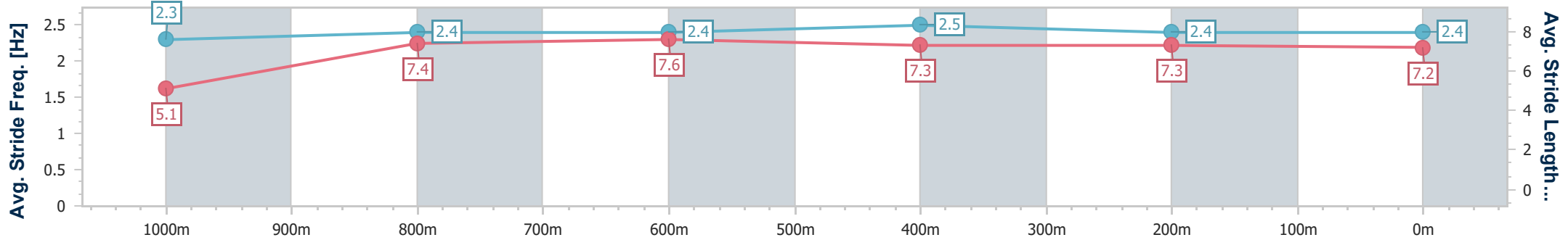
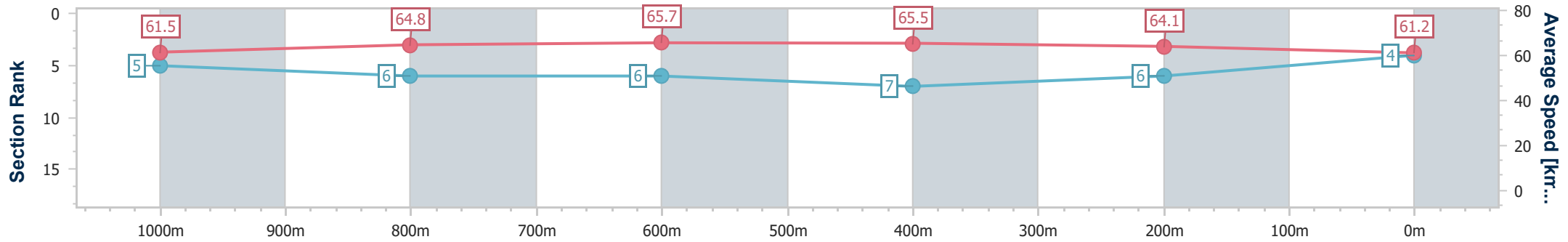
Race 6: SEVEN NEWS Class 4 Handicap - 1100m

01 April 2024 - 16:23



Track Rating: Soft 5, Weather: Overcast, Rail Position: True

Section	Overall	1000m	800m	600m	400m	200m
Section Times	1:01.96 [4] (0:05.84)	0:56.12 [5] (0:11.14)	0:44.98 [6] (0:10.98)	0:34.00 [6] (0:10.97)	0:23.03 [7] (0:11.27)	0:11.76 [6] (0:11.76)
Average Speed [km/h]	61.5	64.8	65.7	65.5	64.1	61.2
Top Speed [km/h]	62.2	66.4	66.1	67.1	65.0	63.1
Avg. Dist. to Rail [m]	4.8	1.6	0.3	0.2	1.8	4.9
Avg. Stride Freq. [Hz]	2.3	2.4	2.4	2.5	2.4	2.4
Avg. Stride Length [m]	5.1	7.4	7.6	7.3	7.3	7.2



- [] Ranking at each section and finish
- .-.- No data available at this section
- NA No data available



Horse/Jockey Name	Pianist
Final Rank	5
Fastest Section Time (Section)	0:05.90 (Overall)
Top Speed [km/h] (Section)	66.5 (1000m)
Race State	Finished



Ipswich QLD Professional

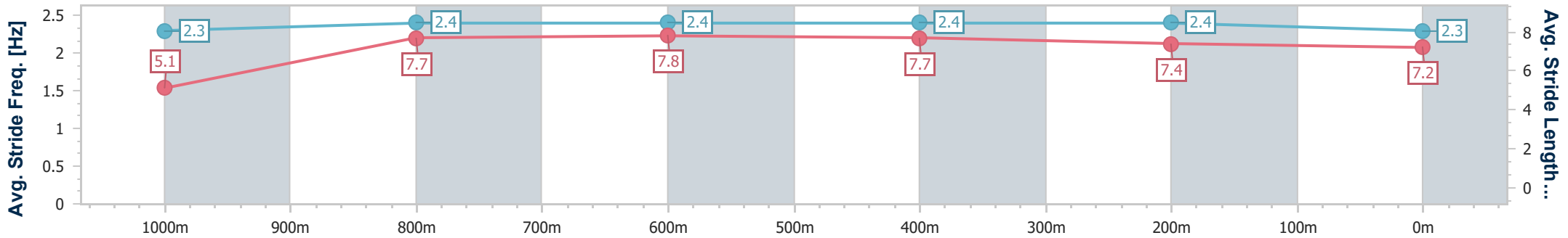
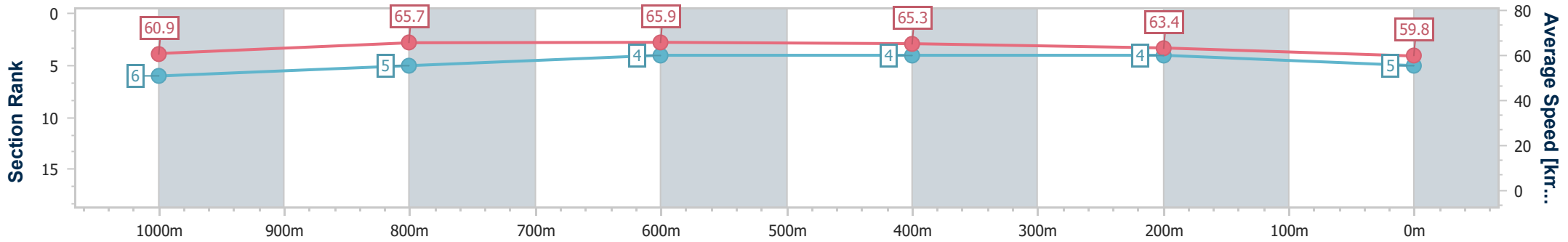
Race 6: SEVEN NEWS Class 4 Handicap - 1100m

01 April 2024 - 16:23



Track Rating: Soft 5, Weather: Overcast, Rail Position: True

Section	Overall	1000m	800m	600m	400m	200m
Section Times	1:02.02 [5] (0:05.90)	0:56.12 [6] (0:10.95)	0:45.17 [5] (0:10.83)	0:34.34 [4] (0:10.91)	0:23.43 [4] (0:11.36)	0:12.07 [4]
Average Speed [km/h]	60.9	65.7	65.9	65.3	63.4	59.8
Top Speed [km/h]	63.3	66.5	66.4	66.3	64.5	62.9
Avg. Dist. to Rail [m]	3.8	1.0	2.1	2.1	1.8	3.1
Avg. Stride Freq. [Hz]	2.3	2.4	2.4	2.4	2.4	2.3
Avg. Stride Length [m]	5.1	7.7	7.8	7.7	7.4	7.2



- [] Ranking at each section and finish
- .-.- No data available at this section
- NA No data available



Horse/Jockey Name	Saddle Boy
Final Rank	6
Fastest Section Time (Section)	0:05.51 (Overall)
Top Speed [km/h] (Section)	68.7 (1000m)
Race State	Finished



Ipswich QLD Professional

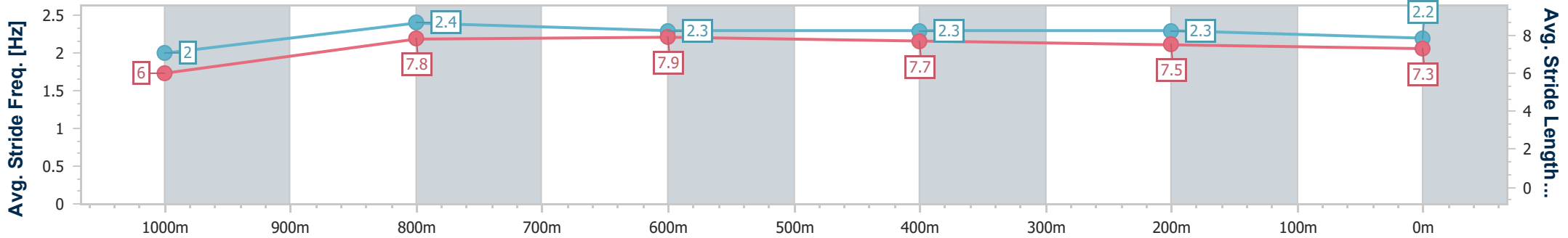
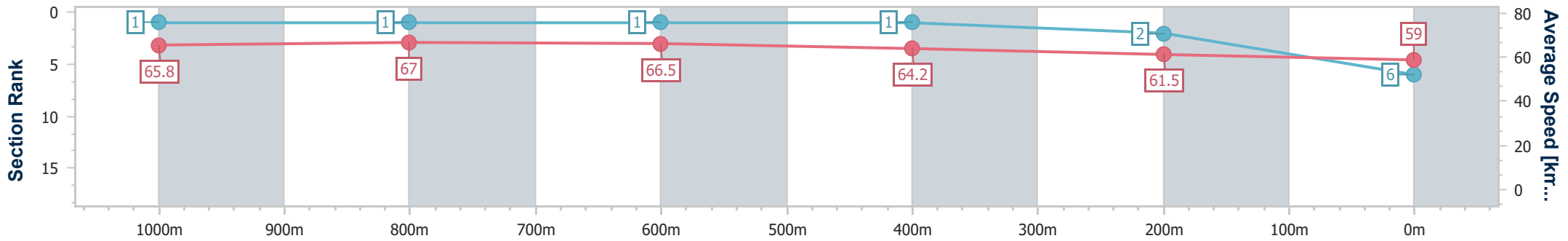
Race 6: SEVEN NEWS Class 4 Handicap - 1100m

01 April 2024 - 16:23



Track Rating: Soft 5, Weather: Overcast, Rail Position: True

Section	Overall	1000m	800m	600m	400m	200m
Section Times	1:02.05 [6] (0:05.51)	0:56.54 [1] (0:10.73)	0:45.81 [1] (0:10.83)	0:34.98 [1] (0:11.12)	0:23.86 [1] (0:11.68)	0:12.18 [2] (0:12.18)
Average Speed [km/h]	65.8	67.0	66.5	64.2	61.5	59.0
Top Speed [km/h]	64.6	68.7	67.9	65.7	62.4	60.6
Avg. Dist. to Rail [m]	2.5	0.6	0.6	1.2	0.8	0.4
Avg. Stride Freq. [Hz]	2.0	2.4	2.3	2.3	2.3	2.2
Avg. Stride Length [m]	6.0	7.8	7.9	7.7	7.5	7.3



- [] Ranking at each section and finish
- .-.- No data available at this section
- NA No data available



Horse/Jockey Name	Orphan's Trust
Final Rank	7
Fastest Section Time (Section)	0:05.96 (Overall)
Top Speed [km/h] (Section)	67.0 (1000m)
Race State	Finished



Ipswich QLD Professional

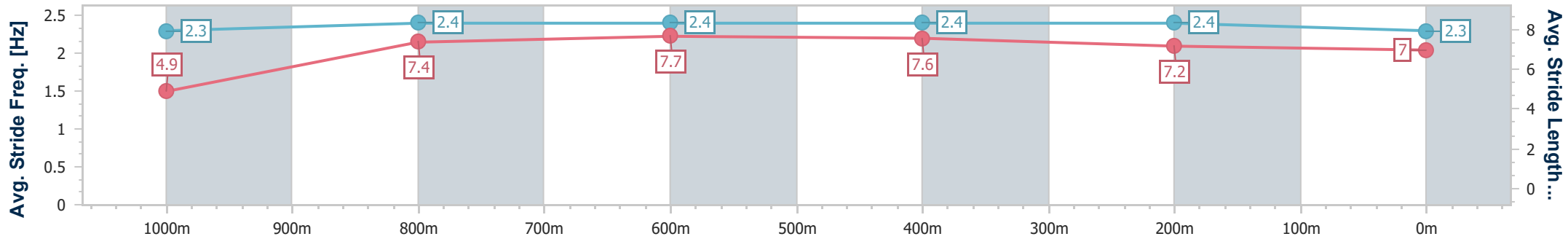
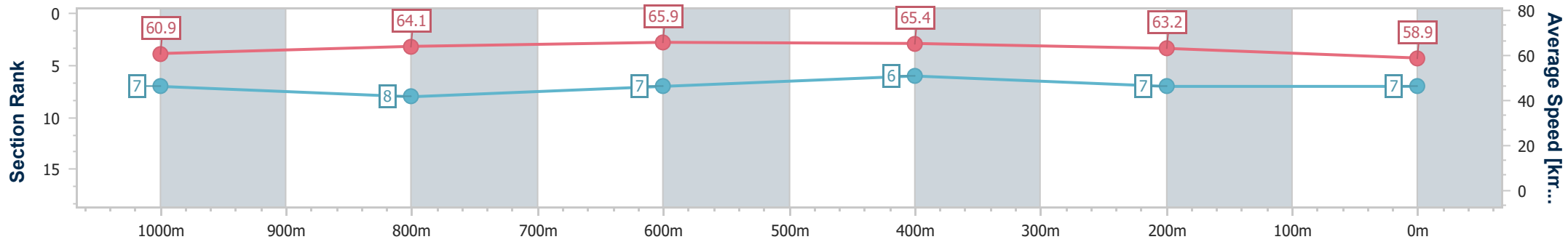
Race 6: SEVEN NEWS Class 4 Handicap - 1100m

01 April 2024 - 16:23



Track Rating: Soft 5, Weather: Overcast, Rail Position: True

Section	Overall	1000m	800m	600m	400m	200m
Section Times	1:02.46 [7] (0:05.96)	0:56.50 [7] (0:11.22)	0:45.28 [8] (0:10.85)	0:34.43 [7] (0:10.87)	0:23.56 [6] (0:11.37)	0:12.19 [7] (0:12.19)
Average Speed [km/h]	60.9	64.1	65.9	65.4	63.2	58.9
Top Speed [km/h]	61.8	67.0	66.6	66.2	64.3	61.9
Avg. Dist. to Rail [m]	8.1	1.6	1.8	2.3	1.2	2.9
Avg. Stride Freq. [Hz]	2.3	2.4	2.4	2.4	2.4	2.3
Avg. Stride Length [m]	4.9	7.4	7.7	7.6	7.2	7.0



- [] Ranking at each section and finish
- .-.- No data available at this section
- NA No data available



Horse/Jockey Name	Matter Of Honour
Final Rank	8
Fastest Section Time (Section)	0:05.59 (Overall)
Top Speed [km/h] (Section)	68.3 (1000m)
Race State	Finished



Ipswich QLD Professional

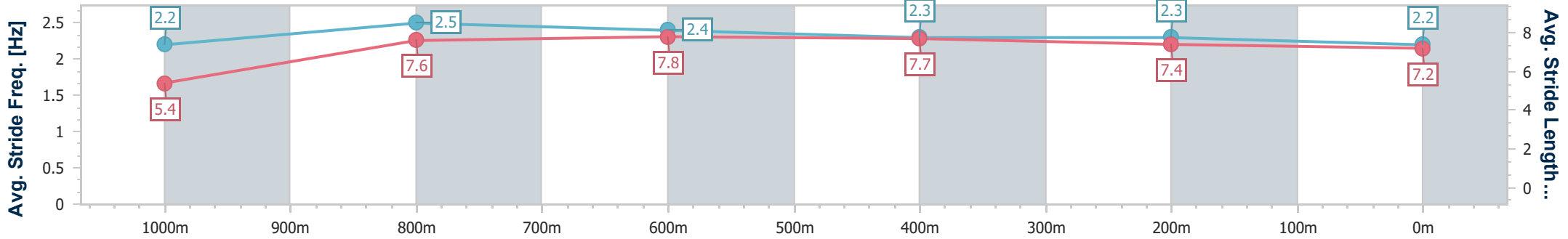
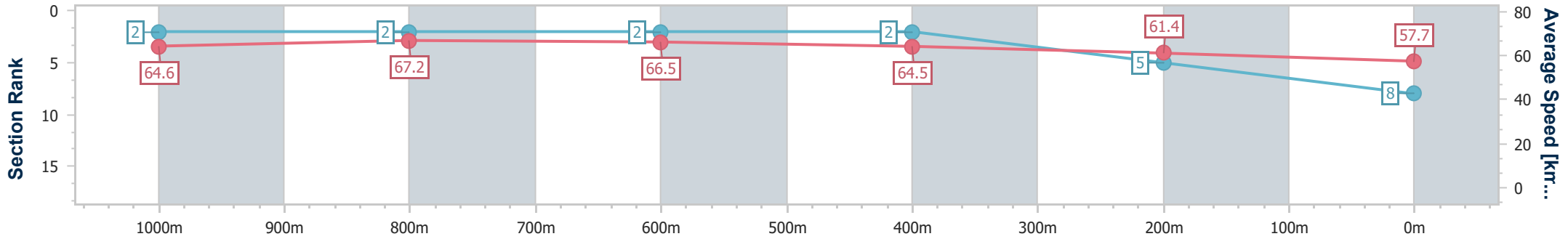
Race 6: SEVEN NEWS Class 4 Handicap - 1100m

01 April 2024 - 16:23



Track Rating: Soft 5, Weather: Overcast, Rail Position: True

Section	Overall	1000m	800m	600m	400m	200m
Section Times	1:02.47 [8] (0:05.59)	0:56.88 [2] (0:10.73)	0:46.15 [2] (0:10.82)	0:35.33 [2] (0:11.13)	0:24.20 [2] (0:11.71)	0:12.49 [5] (0:12.49)
Average Speed [km/h]	64.6	67.2	66.5	64.5	61.4	57.7
Top Speed [km/h]	64.7	68.3	67.6	65.6	63.1	60.6
Avg. Dist. to Rail [m]	6.7	1.5	0.4	0.6	0.6	1.8
Avg. Stride Freq. [Hz]	2.2	2.5	2.4	2.3	2.3	2.2
Avg. Stride Length [m]	5.4	7.6	7.8	7.7	7.4	7.2



- [] Ranking at each section and finish
- .-.- No data available at this section
- NA No data available



Horse/Jockey Name	Star Seeker
Final Rank	9
Fastest Section Time (Section)	0:06.31 (Overall)
Top Speed [km/h] (Section)	67.0 (600m)
Race State	Finished



Ipswich QLD Professional

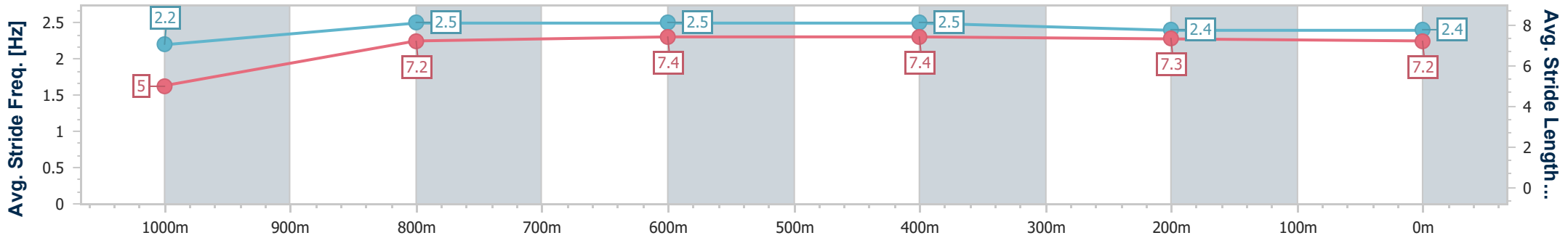
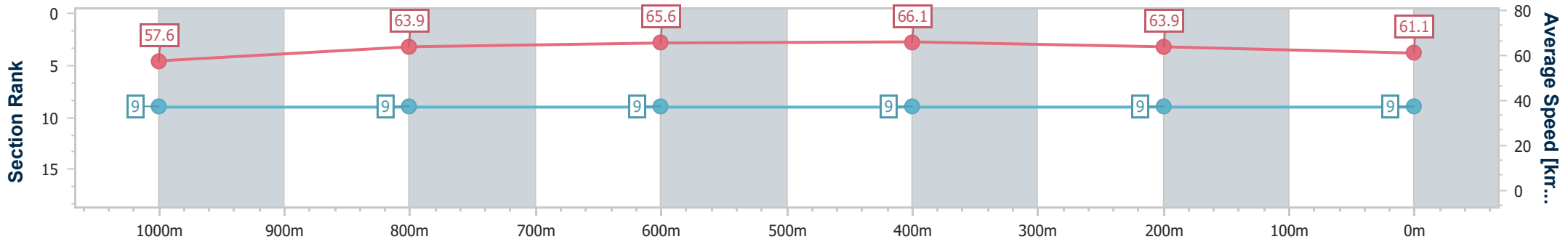
Race 6: SEVEN NEWS Class 4 Handicap - 1100m

01 April 2024 - 16:23



Track Rating: Soft 5, Weather: Overcast, Rail Position: True

Section	Overall	1000m	800m	600m	400m	200m
Section Times	1:02.64 [9] (0:06.31)	0:56.33 [9] (0:11.32)	0:45.01 [9] (0:11.01)	0:34.00 [9] (0:10.92)	0:23.08 [9] (0:11.31)	0:11.77 [9] (0:11.77)
Average Speed [km/h]	57.6	63.9	65.6	66.1	63.9	61.1
Top Speed [km/h]	58.6	65.9	66.4	67.0	64.9	63.3
Avg. Dist. to Rail [m]	9.2	2.5	0.8	0.9	2.5	6.2
Avg. Stride Freq. [Hz]	2.2	2.5	2.5	2.5	2.4	2.4
Avg. Stride Length [m]	5.0	7.2	7.4	7.4	7.3	7.2



- [] Ranking at each section and finish
- .-.- No data available at this section
- NA No data available

Ipswich QLD Professional

Race 7: TAB IPSWICH CUP ON SALE BENCHMARK 62 Handicap - 1350m

01 April 2024 - 17:03

Track Rating: Soft 5, Weather: Overcast, Rail Position: True

Section		Field Times										Last 600m	
		Overall	1200m	1000m	800m	600m	400m					0:35.69	
		(0:08.14)	(0:10.86)	(0:11.17)	(0:11.72)	(0:11.91)	(0:12.00)						
Rank	TAB	Horse/Jockey	Barrier	Top Speed [km/h]	Fastest Section							Distance Travelled [m]	
1	3	TALK TIME	3	66.5	0:08.29	1:17.58 [1]	1:09.29 [5]	0:58.29 [3]	0:47.16 [3]	0:35.50 [3]	0:23.45 [3]	0:35.50	
		Andrew Mallyon		1200m	Overall	(0:08.29)	(0:11.00)	(0:11.13)	(0:11.66)	(0:12.05)	(0:11.67)		
2	4	SIAN STAR	4	64.8	0:08.45	1:18.17 [2]	1:09.72 [7]	0:58.35 [7]	0:46.89 [7]	0:35.38 [7]	0:23.70 [7]	0:35.38	+1
		Boris Thornton		1200m	Overall	(0:08.45)	(0:11.37)	(0:11.46)	(0:11.51)	(0:11.68)	(0:11.70)		
3	17	DWINDLING SPIRIT	17	64.8	0:08.18	1:18.27 [3]	1:10.09 [2]	0:58.76 [6]	0:47.44 [5]	0:35.80 [5]	0:23.86 [6]	0:35.80	+4
		Damien Thornton		1000m	Overall	(0:08.18)	(0:11.33)	(0:11.32)	(0:11.64)	(0:11.94)	(0:11.93)		
4	8	FLYING BIRDS	8	64.4	0:08.84	1:18.35 [4]	1:09.51 [12]	0:58.05 [10]	0:46.59 [10]	0:35.20 [10]	0:23.66 [11]	0:35.20	+1
		Mark Du Plessis		1200m	Overall	(0:08.84)	(0:11.46)	(0:11.46)	(0:11.39)	(0:11.54)	(0:11.69)		
5	20	BULL DIMPLE RUM	20	64.4	0:08.81	1:18.46 [5]	1:09.65 [11]	0:57.93 [13]	0:46.46 [12]	0:34.97 [12]	0:23.59 [12]	0:34.97	+4
		Micheal Hellyer		600m	Overall	(0:08.81)	(0:11.72)	(0:11.47)	(0:11.49)	(0:11.38)	(0:11.69)		
6	19	COODARADY	19	64.5	0:08.55	1:18.59 [6]	1:10.04 [8]	0:58.72 [8]	0:47.16 [8]	0:35.67 [8]	0:23.99 [9]	0:35.67	-1
		Karl Zechner		1200m	Overall	(0:08.55)	(0:11.32)	(0:11.56)	(0:11.49)	(0:11.68)	(0:11.77)		
7	12	JAC THE GREAT	12	64.3	0:08.93	1:18.73 [7]	1:09.80 [13]	0:58.29 [12]	0:46.65 [13]	0:35.14 [13]	0:23.66 [13]	0:35.14	+1
		Michael Cahill		600m	Overall	(0:08.93)	(0:11.51)	(0:11.64)	(0:11.51)	(0:11.48)	(0:11.72)		
8	11	ANARCHY	11	67.2	0:08.14	1:18.81 [8]	1:10.67 [1]	0:59.81 [1]	0:48.64 [1]	0:36.92 [1]	0:25.01 [1]	0:36.92	-3
		Justin Stanley		1200m	Overall	(0:08.14)	(0:10.86)	(0:11.17)	(0:11.72)	(0:11.91)	(0:12.10)		
9	5	VANTAN EXPRESS	5	64.2	0:08.79	1:18.88 [9]	1:10.09 [10]	0:58.52 [11]	0:47.09 [11]	0:35.57 [11]	0:24.20 [10]	0:35.57	+4
		Ryan Wiggins		600m	Overall	(0:08.79)	(0:11.57)	(0:11.43)	(0:11.52)	(0:11.37)	(0:11.89)		
10	22	SUKICHE	22	64.0	0:08.60	1:19.03 [10]	1:10.43 [9]	0:59.01 [9]	0:47.51 [9]	0:36.09 [9]	0:24.54 [8]	0:36.09	+5
		Cejay Graham		600m	Overall	(0:08.60)	(0:11.42)	(0:11.50)	(0:11.42)	(0:11.55)	(0:12.03)		

Scratched: Greek Star (#2), Doyle (#13), Crack Of Doom (#1), Storm Force Ten (#14), Milagro (#16), Stormtrooper (#18), Too Much Makeup (#21), Extensive (#7), Capital Cee (#9)

Track Rating: Soft 5, Weather: Overcast, Rail Position: True

Section		Overall	1200m	1000m	800m	600m	400m	Last 600m				
Field Times		1:17.58 (0:08.14)	1:09.44 (0:10.86)	0:58.58 (0:11.17)	0:47.41 (0:11.72)	0:35.69 (0:11.91)	0:23.78 (0:12.00)	0:35.69				
Rank	TAB Horse/Jockey	Barrier	Top Speed [km/h]	Fastest Section	Distance Travelled [m]							
11	10 AIRSTRIKE Madeleine Wishart	10	64.0 600m	0:08.93 Overall	1:19.10 [11] (0:08.93)	1:10.17 [14] (0:11.73)	0:58.44 [14] (0:11.60)	0:46.84 [14] (0:11.57)	0:35.27 [14] (0:11.41)	0:23.86 [14] (0:11.66)	0:35.27	+0
12	23 HALF CROWN James Orman	23	66.2 1200m	0:08.26 Overall	1:19.11 [12] (0:08.26)	1:10.85 [4] (0:11.05)	0:59.80 [4] (0:11.27)	0:48.53 [4] (0:11.64)	0:36.89 [4] (0:12.14)	0:24.75 [4] (0:12.14)	0:36.89	+5
13	6 DIMENSION Samantha Collett	6	67.3 1200m	0:08.23 Overall	1:19.15 [13] (0:08.23)	1:10.92 [3] (0:10.85)	1:00.07 [2] (0:11.21)	0:48.86 [2] (0:11.64)	0:37.22 [2] (0:11.97)	0:25.25 [2] (0:12.29)	0:37.22	+1
14	15 CHERRY SODA Cody Collis	15	66.3 1200m	0:08.37 Overall	1:19.45 [14] (0:08.37)	1:11.08 [6] (0:11.08)	1:00.00 [5] (0:11.41)	0:48.59 [6] (0:11.63)	0:36.96 [6] (0:11.92)	0:25.04 [5] (0:11.92)	0:36.96	-5

Scratched: Greek Star (#2), Doyle (#13), Crack Of Doom (#1), Storm Force Ten (#14), Milagro (#16), Stormtrooper (#18), Too Much Makeup (#21), Extensive (#7), Capital Cee (#9)

Ipswich QLD Professional

Race 7: TAB IPSWICH CUP ON SALE BENCHMARK 62 Handicap - 1350m

01 April 2024 - 17:03

Track Rating: Soft 5, Weather: Overcast, Rail Position: True

Section				200m				Last 600m	
Field Times				0:11.78 (0:11.78)				0:35.69	
Rank	TAB	Horse/Jockey	Barrier	Top Speed [km/h]	Fastest Section	Margin			Distance Travelled [m]
1	3	TALK TIME Andrew Mallyon	3	66.5 1200m	0:08.29 Overall	0:11.78 [1] (0:11.78)	1:17.58		0:35.50
2	4	SIAN STAR Boris Thornton	4	64.8 1200m	0:08.45 Overall	0:12.00 [3] (0:12.00)	0.59L		0:35.38 +1
3	17	DWINDLING SPIRIT Damien Thornton	17	64.8 1000m	0:08.18 Overall	0:11.93 [6] (0:11.93)	0.1L		0:35.80 +4
4	8	FLYING BIRDS Mark Du Plessis	8	64.4 1200m	0:08.84 Overall	0:11.97 [8] (0:11.97)	0.08L		0:35.20 +1
5	20	BULL DIMPLE RUM Micheal Hellyer	20	64.4 600m	0:08.81 Overall	0:11.90 [11] (0:11.90)	0.11L		0:34.97 +4
6	19	COODARADY Karl Zechner	19	64.5 1200m	0:08.55 Overall	0:12.22 [7] (0:12.22)	0.13L		0:35.67 -1
7	12	JAC THE GREAT Michael Cahill	12	64.3 600m	0:08.93 Overall	0:11.94 [13] (0:11.94)	0.14L		0:35.14 +1
8	11	ANARCHY Justin Stanley	11	67.2 1200m	0:08.14 Overall	0:12.91 [2] (0:12.91)	0.08L		0:36.92 -3
9	5	VANTAN EXPRESS Ryan Wiggins	5	64.2 600m	0:08.79 Overall	0:12.31 [12] (0:12.31)	0.07L		0:35.57 +4
10	22	SUKICHE Cejay Graham	22	64.0 600m	0:08.60 Overall	0:12.51 [10] (0:12.51)	0.15L		0:36.09 +5

Scratched: Greek Star (#2), Doyle (#13), Crack Of Doom (#1), Storm Force Ten (#14), Milagro (#16), Stormtrooper (#18), Too Much Makeup (#21), Extensive (#7), Capital Cee (#9)



Ipswich QLD Professional
Race 7: TAB IPSWICH CUP ON SALE BENCHMARK 62 Handicap - 1350m
 01 April 2024 - 17:03



Track Rating: Soft 5, Weather: Overcast, Rail Position: True

Section				200m				Last 600m	
Field Times				0:11.78 (0:11.78)				0:35.69	
Rank	TAB	Horse/Jockey	Barrier	Top Speed [km/h]	Fastest Section	Margin			Distance Travelled [m]
11	10	AIRSTRIKE Madeleine Wishart	10	64.0 600m	0:08.93 Overall	0:12.20 [14] (0:12.20)	0.07L		0:35.27 +0
12	23	HALF CROWN James Orman	23	66.2 1200m	0:08.26 Overall	0:12.61 [9] (0:12.61)	0.01L		0:36.89 +5
13	6	DIMENSION Samantha Collett	6	67.3 1200m	0:08.23 Overall	0:12.96 [4] (0:12.96)	0.04L		0:37.22 +1
14	15	CHERRY SODA Cody Collis	15	66.3 1200m	0:08.37 Overall	0:13.12 [5] (0:13.12)	0.3L		0:36.96 -5

Scratched: Greek Star (#2), Doyle (#13), Crack Of Doom (#1), Storm Force Ten (#14), Milagro (#16), Stormtrooper (#18), Too Much Makeup (#21), Excessive (#7), Capital Cee (#9)



Horse/Jockey Name	Talk Time
Final Rank	1
Fastest Section Time (Section)	0:08.29 (Overall)
Top Speed [km/h] (Section)	66.5 (1200m)
Race State	Finished

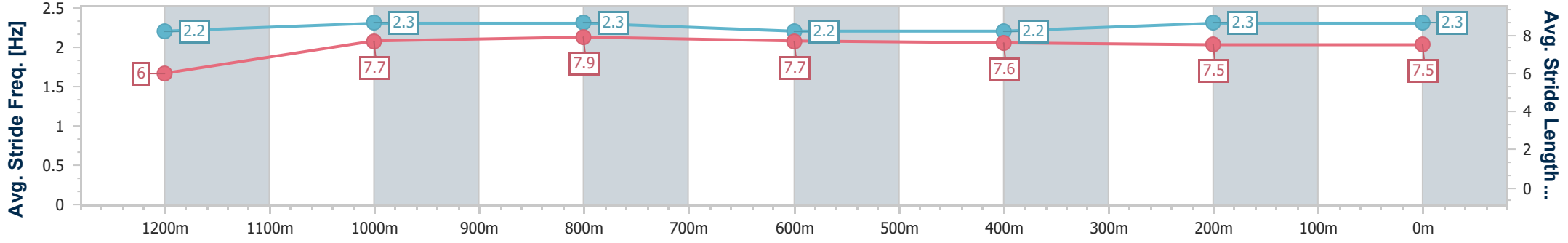
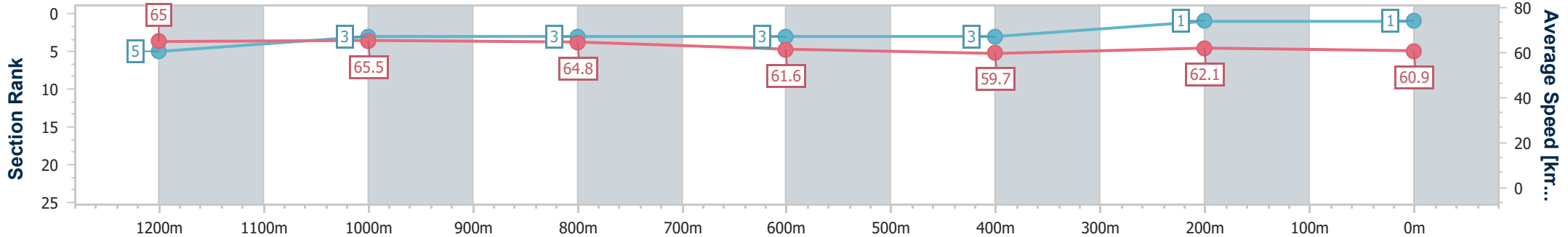


Ipswich QLD Professional
 Race 7: TAB IPSWICH CUP ON SALE BENCHMARK 62
 Handicap - 1350m
 01 April 2024 - 17:03



Track Rating: Soft 5, Weather: Overcast, Rail Position: True

Section	Overall	1200m	1000m	800m	600m	400m	200m
Section Times	1:17.58 [1] (0:08.29)	1:09.29 [5] (0:11.00)	0:58.29 [3] (0:11.13)	0:47.16 [3] (0:11.66)	0:35.50 [3] (0:12.05)	0:23.45 [3] (0:11.67)	0:11.78 [1] (0:11.78)
Average Speed [km/h]	65.0	65.5	64.8	61.6	59.7	62.1	60.9
Top Speed [km/h]	63.6	66.5	65.6	63.2	60.5	62.5	62.0
Avg. Dist. to Rail [m]	0.8	0.8	0.2	0.2	0.3	1.1	1.9
Avg. Stride Freq. [Hz]	2.2	2.3	2.3	2.2	2.2	2.3	2.3
Avg. Stride Length [m]	6.0	7.7	7.9	7.7	7.6	7.5	7.5



- [] Ranking at each section and finish
- .-.- No data available at this section
- NA No data available



Horse/Jockey Name	Sian Star
Final Rank	2
Fastest Section Time (Section)	0:08.45 (Overall)
Top Speed [km/h] (Section)	64.8 (1200m)
Race State	Finished

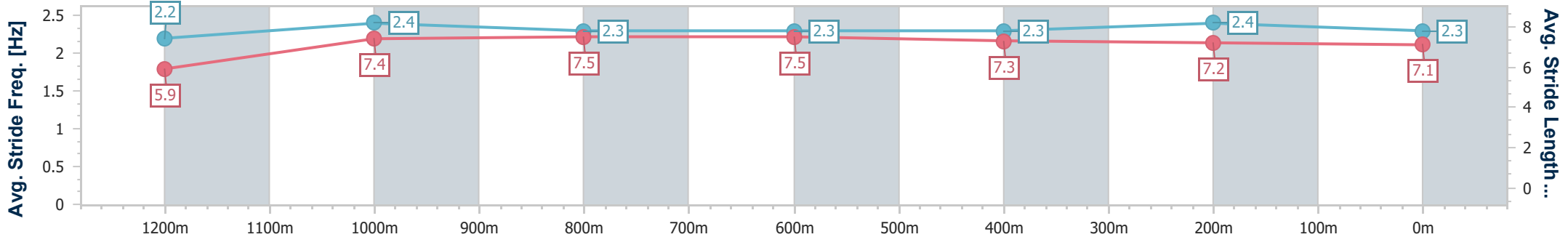
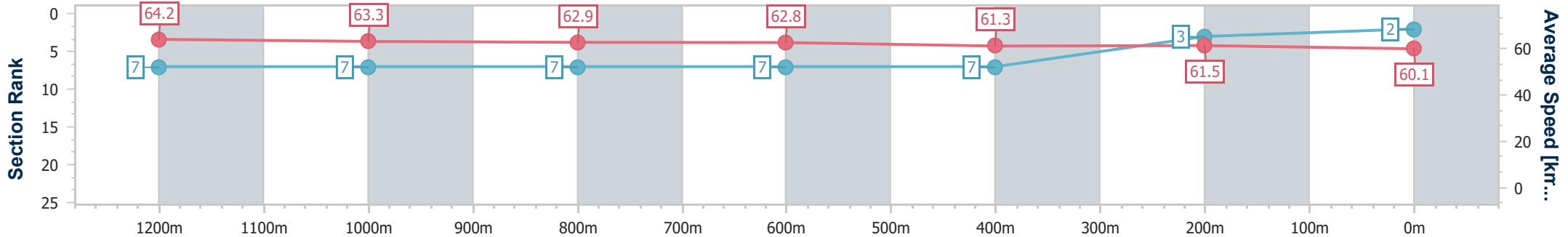


Ipswich QLD Professional
 Race 7: TAB IPSWICH CUP ON SALE BENCHMARK 62
 Handicap - 1350m
 01 April 2024 - 17:03



Track Rating: Soft 5, Weather: Overcast, Rail Position: True

Section	Overall	1200m	1000m	800m	600m	400m	200m
Section Times	1:18.17 [2] (0:08.45)	1:09.72 [7] (0:11.37)	0:58.35 [7] (0:11.46)	0:46.89 [7] (0:11.51)	0:35.38 [7] (0:11.68)	0:23.70 [7] (0:11.70)	0:12.00 [3] (0:12.00)
Average Speed [km/h]	64.2	63.3	62.9	62.8	61.3	61.5	60.1
Top Speed [km/h]	62.0	64.8	63.8	63.5	62.1	62.0	60.9
Avg. Dist. to Rail [m]	8.4	3.1	0.9	0.3	0.6	1.1	2.4
Avg. Stride Freq. [Hz]	2.2	2.4	2.3	2.3	2.3	2.4	2.3
Avg. Stride Length [m]	5.9	7.4	7.5	7.5	7.3	7.2	7.1



- [] Ranking at each section and finish
- .-.- No data available at this section
- NA No data available



Horse/Jockey Name	Dwindling Spirit
Final Rank	3
Fastest Section Time (Section)	0:08.18 (Overall)
Top Speed [km/h] (Section)	64.8 (1000m)
Race State	Finished

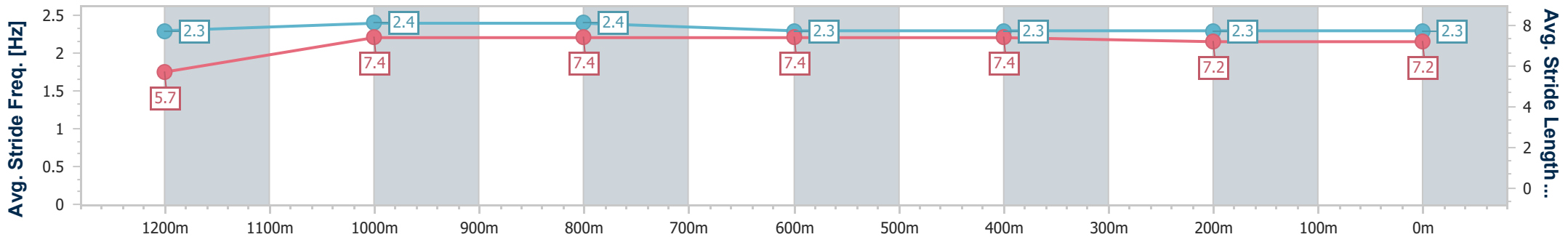
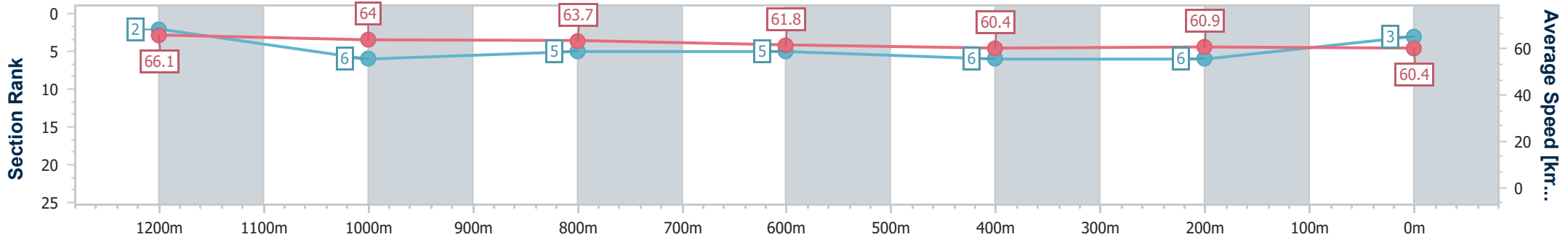


Ipswich QLD Professional
 Race 7: TAB IPSWICH CUP ON SALE BENCHMARK 62
 Handicap - 1350m
 01 April 2024 - 17:03



Track Rating: Soft 5, Weather: Overcast, Rail Position: True

Section	Overall	1200m	1000m	800m	600m	400m	200m
Section Times	1:18.27 [3] (0:08.18)	1:10.09 [2] (0:11.33)	0:58.76 [6] (0:11.32)	0:47.44 [5] (0:11.64)	0:35.80 [5] (0:11.94)	0:23.86 [6] (0:11.93)	0:11.93 [6] (0:11.93)
Average Speed [km/h]	66.1	64.0	63.7	61.8	60.4	60.9	60.4
Top Speed [km/h]	63.7	64.6	64.8	63.5	62.0	62.0	61.6
Avg. Dist. to Rail [m]	12.6	5.5	1.3	0.4	0.5	3.6	4.9
Avg. Stride Freq. [Hz]	2.3	2.4	2.4	2.3	2.3	2.3	2.3
Avg. Stride Length [m]	5.7	7.4	7.4	7.4	7.4	7.2	7.2



- [] Ranking at each section and finish
- .-.- No data available at this section
- NA No data available



Horse/Jockey Name	Flying Birds
Final Rank	4
Fastest Section Time (Section)	0:08.84 (Overall)
Top Speed [km/h] (Section)	64.4 (1200m)
Race State	Finished

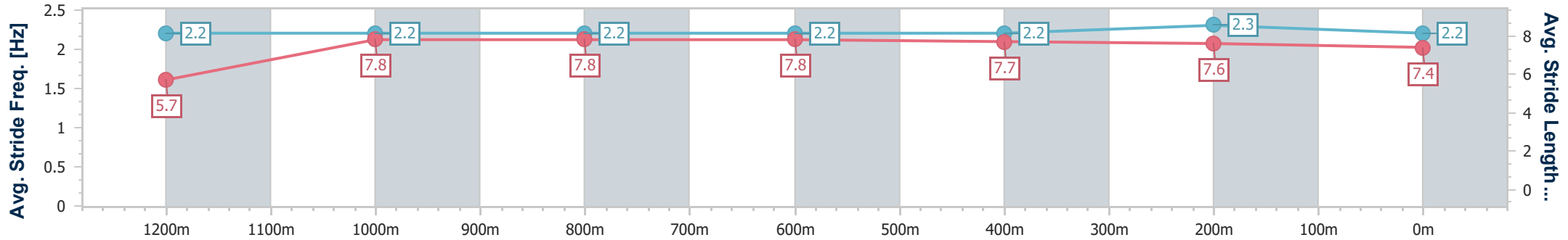
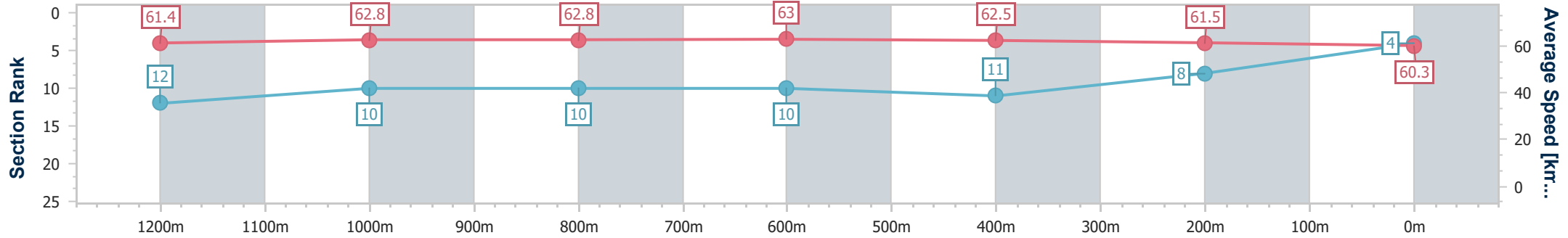


Ipswich QLD Professional
 Race 7: TAB IPSWICH CUP ON SALE BENCHMARK 62
 Handicap - 1350m
 01 April 2024 - 17:03



Track Rating: Soft 5, Weather: Overcast, Rail Position: True

Section	Overall	1200m	1000m	800m	600m	400m	200m
Section Times	1:18.35 [4] (0:08.84)	1:09.51 [12] (0:11.46)	0:58.05 [10] (0:11.46)	0:46.59 [10] (0:11.39)	0:35.20 [10] (0:11.54)	0:23.66 [11] (0:11.69)	0:11.97 [8] (0:11.97)
Average Speed [km/h]	61.4	62.8	62.8	63.0	62.5	61.5	60.3
Top Speed [km/h]	62.1	64.4	63.8	63.7	64.1	62.0	61.2
Avg. Dist. to Rail [m]	5.2	2.0	0.7	1.1	0.3	0.8	3.3
Avg. Stride Freq. [Hz]	2.2	2.2	2.2	2.2	2.2	2.3	2.2
Avg. Stride Length [m]	5.7	7.8	7.8	7.8	7.7	7.6	7.4



- [] Ranking at each section and finish
- .-.- No data available at this section
- NA No data available



Horse/Jockey Name	Bull Dimple Rum
Final Rank	5
Fastest Section Time (Section)	0:08.81 (Overall)
Top Speed [km/h] (Section)	64.4 (600m)
Race State	Finished

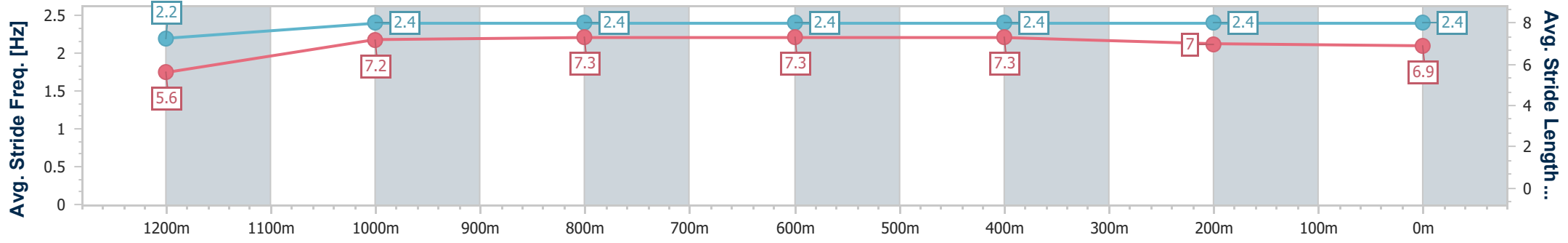
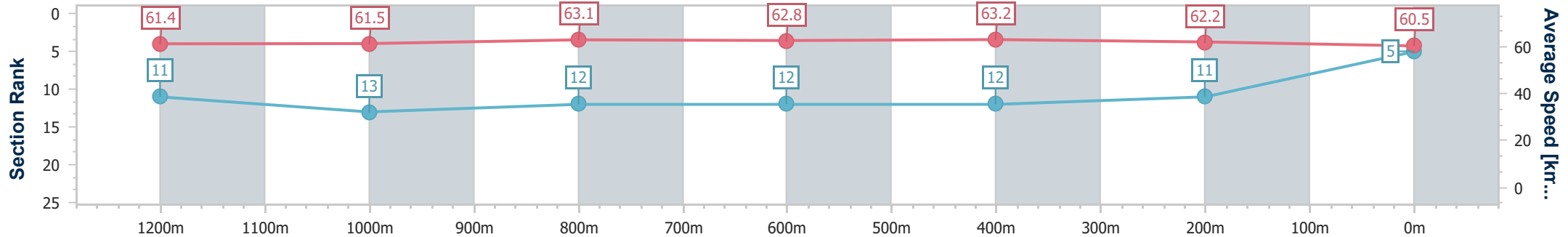


Ipswich QLD Professional
 Race 7: TAB IPSWICH CUP ON SALE BENCHMARK 62
 Handicap - 1350m
 01 April 2024 - 17:03



Track Rating: Soft 5, Weather: Overcast, Rail Position: True

Section	Overall	1200m	1000m	800m	600m	400m	200m
Section Times	1:18.46 [5] (0:08.81)	1:09.65 [11] (0:11.72)	0:57.93 [13] (0:11.47)	0:46.46 [12] (0:11.49)	0:34.97 [12] (0:11.38)	0:23.59 [12] (0:11.69)	0:11.90 [11] (0:11.90)
Average Speed [km/h]	61.4	61.5	63.1	62.8	63.2	62.2	60.5
Top Speed [km/h]	59.8	62.7	63.9	64.3	64.4	63.9	62.7
Avg. Dist. to Rail [m]	9.2	2.9	1.3	0.4	0.6	4.1	7.8
Avg. Stride Freq. [Hz]	2.2	2.4	2.4	2.4	2.4	2.4	2.4
Avg. Stride Length [m]	5.6	7.2	7.3	7.3	7.3	7.0	6.9



- [] Ranking at each section and finish
- .-.- No data available at this section
- NA No data available



Horse/Jockey Name	Coodarady
Final Rank	6
Fastest Section Time (Section)	0:08.55 (Overall)
Top Speed [km/h] (Section)	64.5 (1200m)
Race State	Finished

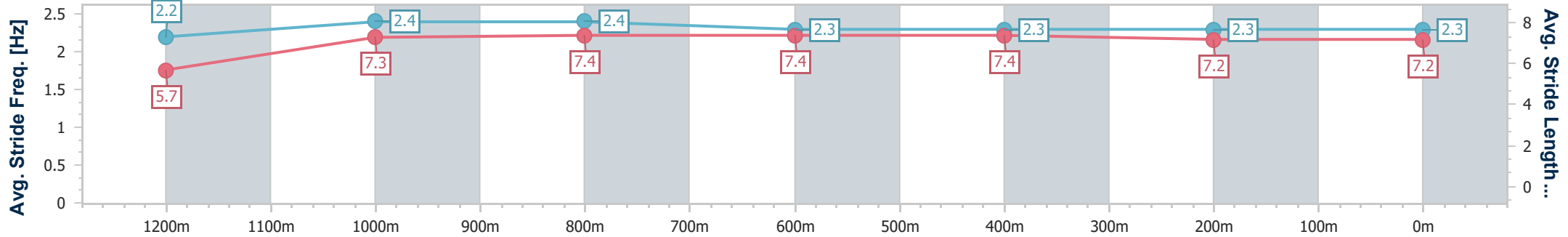
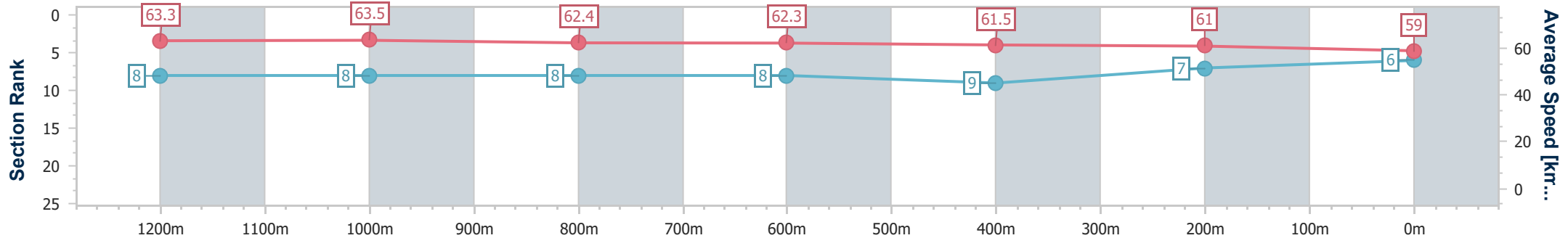


Ipswich QLD Professional
 Race 7: TAB IPSWICH CUP ON SALE BENCHMARK 62
 Handicap - 1350m
 01 April 2024 - 17:03



Track Rating: Soft 5, Weather: Overcast, Rail Position: True

Section	Overall	1200m	1000m	800m	600m	400m	200m
Section Times	1:18.59 [6] (0:08.55)	1:10.04 [8] (0:11.32)	0:58.72 [8] (0:11.56)	0:47.16 [8] (0:11.49)	0:35.67 [8] (0:11.68)	0:23.99 [9] (0:11.77)	0:12.22 [7] (0:12.22)
Average Speed [km/h]	63.3	63.5	62.4	62.3	61.5	61.0	59.0
Top Speed [km/h]	61.9	64.5	63.2	63.2	62.8	61.7	61.1
Avg. Dist. to Rail [m]	2.8	1.4	0.3	0.5	0.8	0.7	1.4
Avg. Stride Freq. [Hz]	2.2	2.4	2.4	2.3	2.3	2.3	2.3
Avg. Stride Length [m]	5.7	7.3	7.4	7.4	7.4	7.2	7.2



- [] Ranking at each section and finish
- .-.- No data available at this section
- NA No data available



Horse/Jockey Name	Jac The Great
Final Rank	7
Fastest Section Time (Section)	0:08.93 (Overall)
Top Speed [km/h] (Section)	64.3 (600m)
Race State	Finished

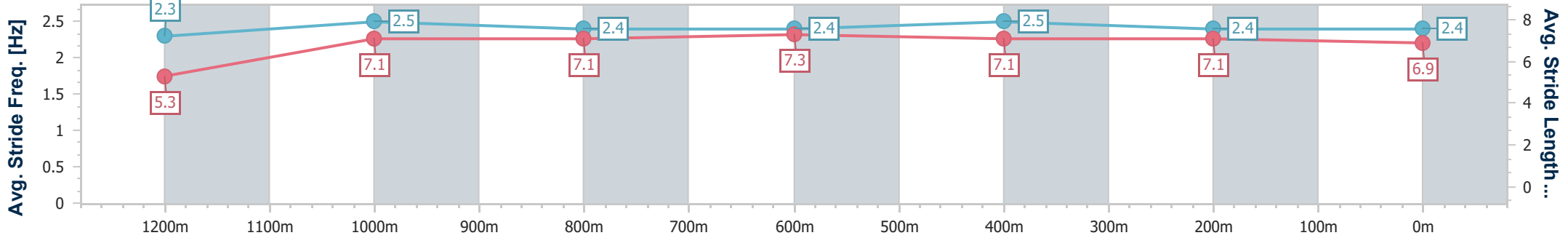
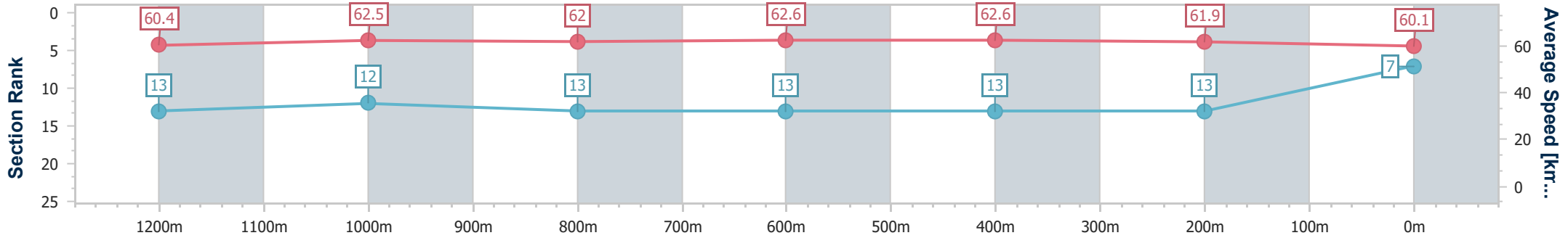


Ipswich QLD Professional
 Race 7: TAB IPSWICH CUP ON SALE BENCHMARK 62
 Handicap - 1350m
 01 April 2024 - 17:03



Track Rating: Soft 5, Weather: Overcast, Rail Position: True

Section	Overall	1200m	1000m	800m	600m	400m	200m
Section Times	1:18.73 [7] (0:08.93)	1:09.80 [13] (0:11.51)	0:58.29 [12] (0:11.64)	0:46.65 [13] (0:11.51)	0:35.14 [13] (0:11.48)	0:23.66 [13] (0:11.72)	0:11.94 [13] (0:11.94)
Average Speed [km/h]	60.4	62.5	62.0	62.6	62.6	61.9	60.1
Top Speed [km/h]	60.7	64.2	62.8	63.8	64.3	62.2	62.3
Avg. Dist. to Rail [m]	3.3	1.0	0.3	0.3	0.4	3.0	9.2
Avg. Stride Freq. [Hz]	2.3	2.5	2.4	2.4	2.5	2.4	2.4
Avg. Stride Length [m]	5.3	7.1	7.1	7.3	7.1	7.1	6.9



- [] Ranking at each section and finish
- .-.- No data available at this section
- NA No data available



Horse/Jockey Name	Anarchy
Final Rank	8
Fastest Section Time (Section)	0:08.14 (Overall)
Top Speed [km/h] (Section)	67.2 (1200m)
Race State	Finished

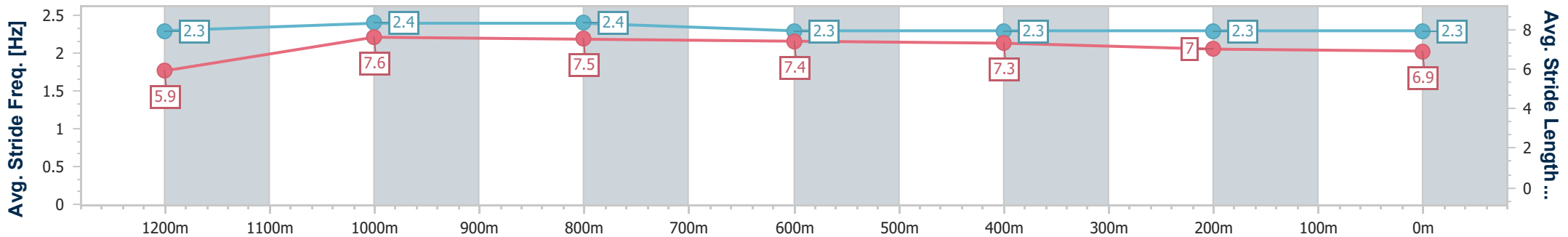
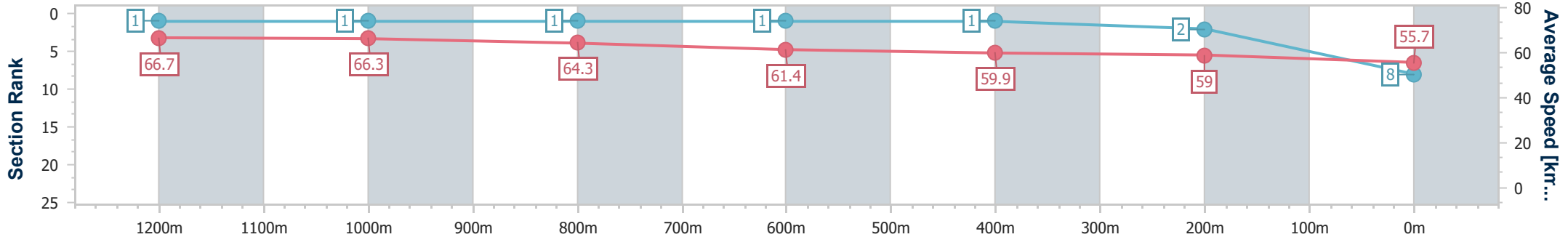


Ipswich QLD Professional
 Race 7: TAB IPSWICH CUP ON SALE BENCHMARK 62
 Handicap - 1350m
 01 April 2024 - 17:03



Track Rating: Soft 5, Weather: Overcast, Rail Position: True

Section	Overall	1200m	1000m	800m	600m	400m	200m
Section Times	1:18.81 [8] (0:08.14)	1:10.67 [1] (0:10.86)	0:59.81 [1] (0:11.17)	0:48.64 [1] (0:11.72)	0:36.92 [1] (0:11.91)	0:25.01 [1] (0:12.10)	0:12.91 [2] (0:12.91)
Average Speed [km/h]	66.7	66.3	64.3	61.4	59.9	59.0	55.7
Top Speed [km/h]	64.2	67.2	66.6	62.9	60.4	60.1	57.8
Avg. Dist. to Rail [m]	4.5	1.3	0.4	0.7	1.7	2.1	1.2
Avg. Stride Freq. [Hz]	2.3	2.4	2.4	2.3	2.3	2.3	2.3
Avg. Stride Length [m]	5.9	7.6	7.5	7.4	7.3	7.0	6.9



- [] Ranking at each section and finish
- .-.- No data available at this section
- NA No data available



Horse/Jockey Name	Vantan Express
Final Rank	9
Fastest Section Time (Section)	0:08.79 (Overall)
Top Speed [km/h] (Section)	64.2 (600m)
Race State	Finished

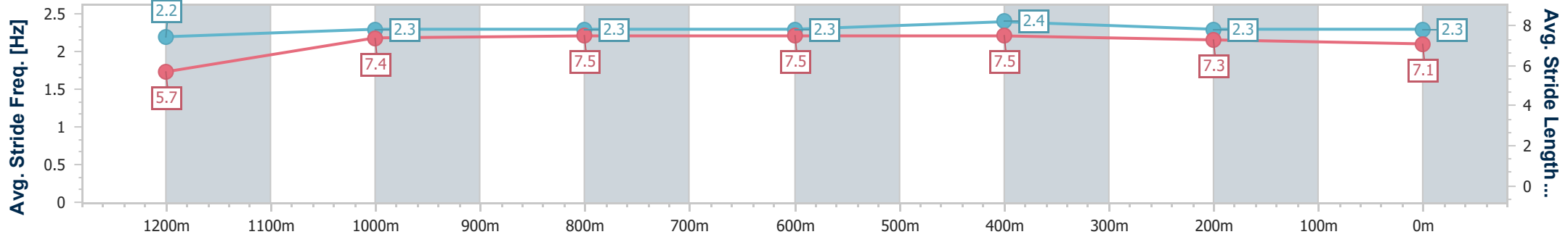
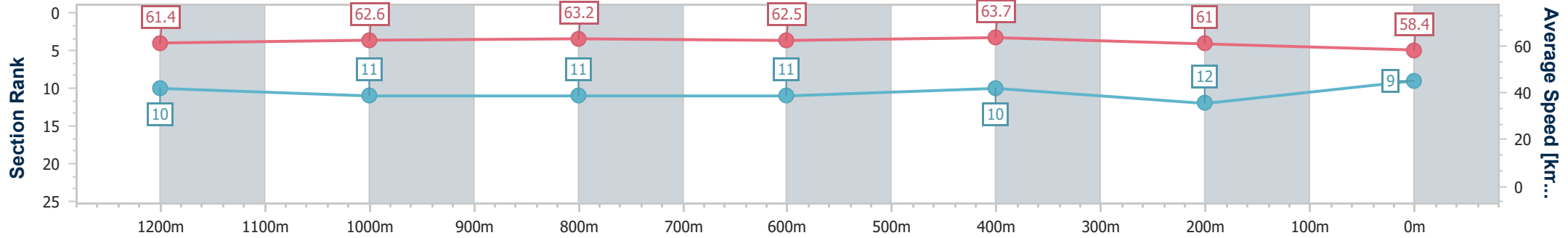


Ipswich QLD Professional
 Race 7: TAB IPSWICH CUP ON SALE BENCHMARK 62
 Handicap - 1350m
 01 April 2024 - 17:03



Track Rating: Soft 5, Weather: Overcast, Rail Position: True

Section	Overall	1200m	1000m	800m	600m	400m	200m
Section Times	1:18.88 [9] (0:08.79)	1:10.09 [10] (0:11.57)	0:58.52 [11] (0:11.43)	0:47.09 [11] (0:11.52)	0:35.57 [11] (0:11.37)	0:24.20 [10] (0:11.89)	0:12.31 [12] (0:12.31)
Average Speed [km/h]	61.4	62.6	63.2	62.5	63.7	61.0	58.4
Top Speed [km/h]	60.4	64.0	64.1	63.9	64.2	62.4	60.6
Avg. Dist. to Rail [m]	12.1	4.3	1.9	0.2	0.8	2.7	4.8
Avg. Stride Freq. [Hz]	2.2	2.3	2.3	2.3	2.4	2.3	2.3
Avg. Stride Length [m]	5.7	7.4	7.5	7.5	7.5	7.3	7.1



- [] Ranking at each section and finish
- .-.- No data available at this section
- NA No data available



Horse/Jockey Name	Sukiche
Final Rank	10
Fastest Section Time (Section)	0:08.60 (Overall)
Top Speed [km/h] (Section)	64.0 (600m)
Race State	Finished

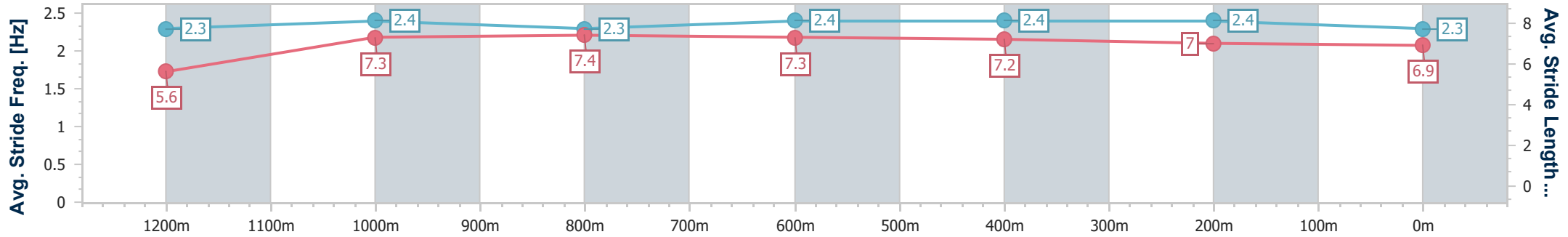
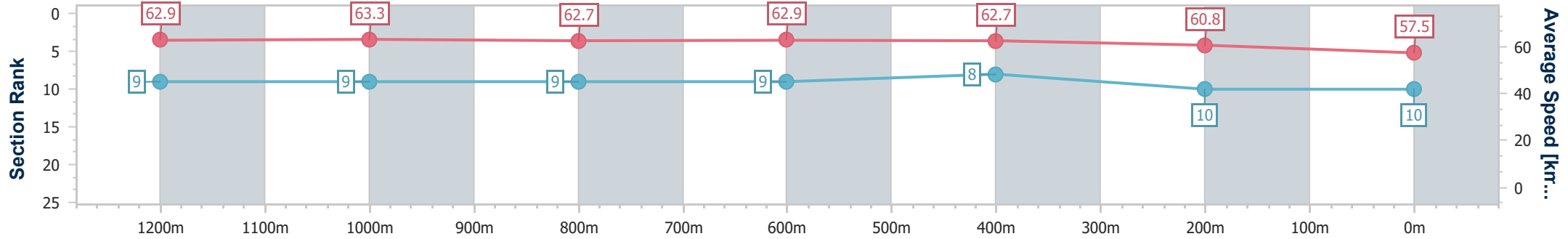


Ipswich QLD Professional
 Race 7: TAB IPSWICH CUP ON SALE BENCHMARK 62
 Handicap - 1350m
 01 April 2024 - 17:03



Track Rating: Soft 5, Weather: Overcast, Rail Position: True

Section	Overall	1200m	1000m	800m	600m	400m	200m
Section Times	1:19.03 [10] (0:08.60)	1:10.43 [9] (0:11.42)	0:59.01 [9] (0:11.50)	0:47.51 [9] (0:11.42)	0:36.09 [9] (0:11.55)	0:24.54 [8] (0:12.03)	0:12.51 [10] (0:12.51)
Average Speed [km/h]	62.9	63.3	62.7	62.9	62.7	60.8	57.5
Top Speed [km/h]	62.0	63.8	63.3	63.9	64.0	61.5	60.4
Avg. Dist. to Rail [m]	7.1	2.3	1.0	0.2	1.4	4.2	7.1
Avg. Stride Freq. [Hz]	2.3	2.4	2.3	2.4	2.4	2.4	2.3
Avg. Stride Length [m]	5.6	7.3	7.4	7.3	7.2	7.0	6.9



- [] Ranking at each section and finish
- .-.- No data available at this section
- NA No data available



Horse/Jockey Name	Airstrike
Final Rank	11
Fastest Section Time (Section)	0:08.93 (Overall)
Top Speed [km/h] (Section)	64.0 (600m)
Race State	Finished

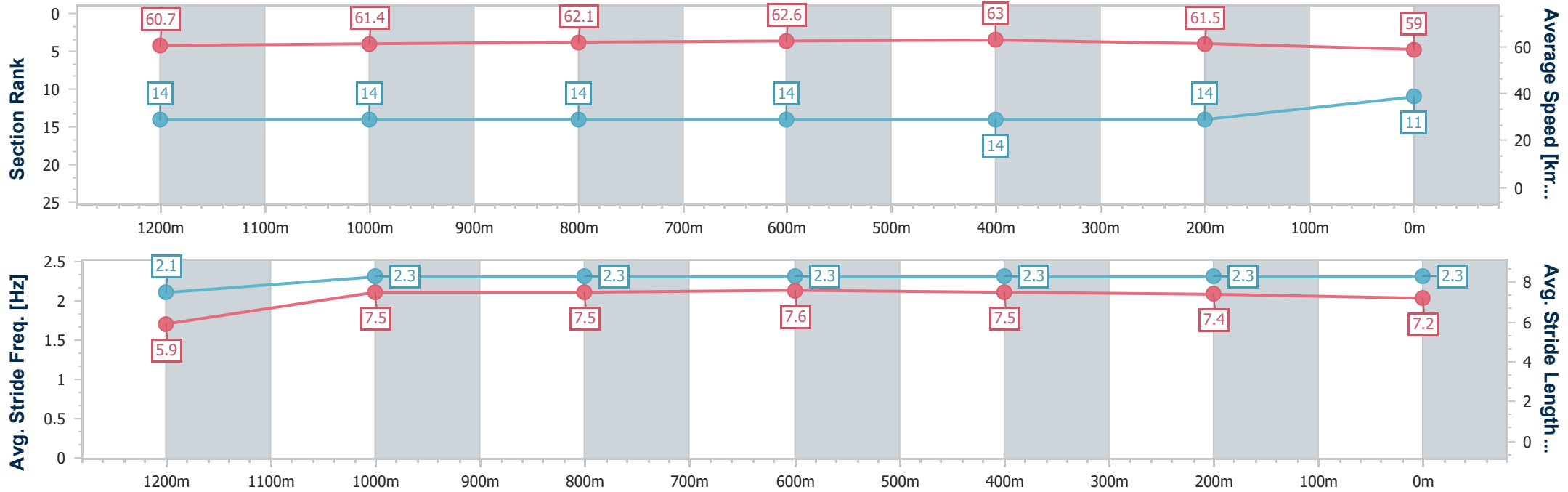


Ipswich QLD Professional
 Race 7: TAB IPSWICH CUP ON SALE BENCHMARK 62
 Handicap - 1350m
 01 April 2024 - 17:03



Track Rating: Soft 5, Weather: Overcast, Rail Position: True

Section	Overall	1200m	1000m	800m	600m	400m	200m
Section Times	1:19.10 [11] (0:08.93)	1:10.17 [14] (0:11.73)	0:58.44 [14] (0:11.60)	0:46.84 [14] (0:11.57)	0:35.27 [14] (0:11.41)	0:23.86 [14] (0:11.66)	0:12.20 [14]
Average Speed [km/h]	60.7	61.4	62.1	62.6	63.0	61.5	59.0
Top Speed [km/h]	59.3	62.7	62.3	63.2	64.0	62.1	61.4
Avg. Dist. to Rail [m]	8.1	2.3	0.7	0.7	0.5	0.6	1.7
Avg. Stride Freq. [Hz]	2.1	2.3	2.3	2.3	2.3	2.3	2.3
Avg. Stride Length [m]	5.9	7.5	7.5	7.6	7.5	7.4	7.2



- [] Ranking at each section and finish
- .-.- No data available at this section
- NA No data available



Horse/Jockey Name	Half Crown
Final Rank	12
Fastest Section Time (Section)	0:08.26 (Overall)
Top Speed [km/h] (Section)	66.2 (1200m)
Race State	Finished

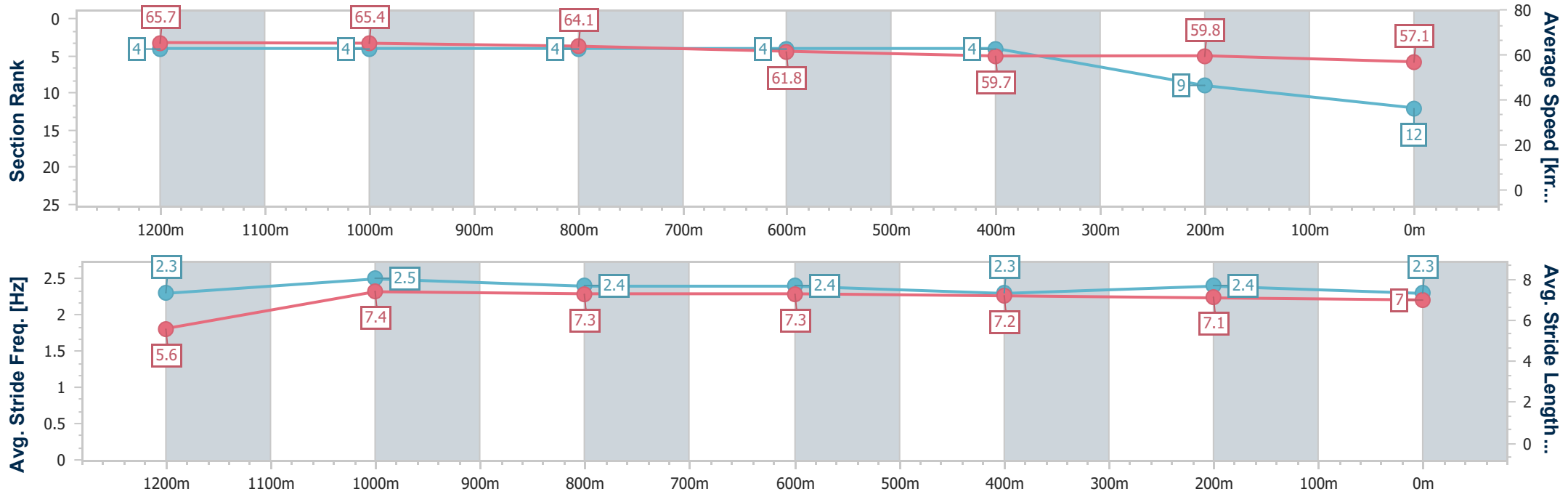


Ipswich QLD Professional
 Race 7: TAB IPSWICH CUP ON SALE BENCHMARK 62
 Handicap - 1350m
 01 April 2024 - 17:03



Track Rating: Soft 5, Weather: Overcast, Rail Position: True

Section	Overall	1200m	1000m	800m	600m	400m	200m
Section Times	1:19.11 [12] (0:08.26)	1:10.85 [4] (0:11.05)	0:59.80 [4] (0:11.27)	0:48.53 [4] (0:11.64)	0:36.89 [4] (0:12.14)	0:24.75 [4] (0:12.14)	0:12.61 [9] (0:12.61)
Average Speed [km/h]	65.7	65.4	64.1	61.8	59.7	59.8	57.1
Top Speed [km/h]	65.5	66.2	65.6	63.8	60.9	60.5	58.5
Avg. Dist. to Rail [m]	11.6	4.7	2.2	0.6	0.8	2.3	3.6
Avg. Stride Freq. [Hz]	2.3	2.5	2.4	2.4	2.3	2.4	2.3
Avg. Stride Length [m]	5.6	7.4	7.3	7.3	7.2	7.1	7.0



- [] Ranking at each section and finish
- .-.- No data available at this section
- NA No data available



Horse/Jockey Name	Dimension
Final Rank	13
Fastest Section Time (Section)	0:08.23 (Overall)
Top Speed [km/h] (Section)	67.3 (1200m)
Race State	Finished

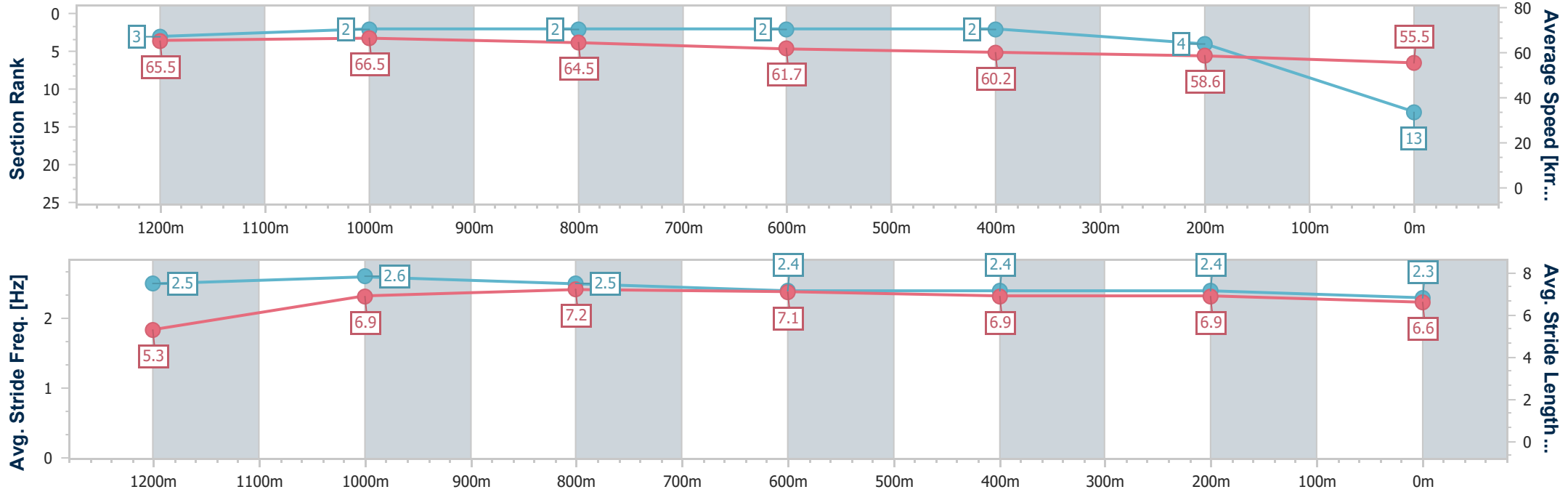


Ipswich QLD Professional
 Race 7: TAB IPSWICH CUP ON SALE BENCHMARK 62
 Handicap - 1350m
 01 April 2024 - 17:03



Track Rating: Soft 5, Weather: Overcast, Rail Position: True

Section	Overall	1200m	1000m	800m	600m	400m	200m
Section Times	1:19.15 [13] (0:08.23)	1:10.92 [3] (0:10.85)	1:00.07 [2] (0:11.21)	0:48.86 [2] (0:11.64)	0:37.22 [2] (0:11.97)	0:25.25 [2] (0:12.29)	0:12.96 [4] (0:12.96)
Average Speed [km/h]	65.5	66.5	64.5	61.7	60.2	58.6	55.5
Top Speed [km/h]	65.6	67.3	65.4	63.8	60.7	59.7	57.7
Avg. Dist. to Rail [m]	5.5	3.0	1.1	0.3	0.3	0.3	0.5
Avg. Stride Freq. [Hz]	2.5	2.6	2.5	2.4	2.4	2.4	2.3
Avg. Stride Length [m]	5.3	6.9	7.2	7.1	6.9	6.9	6.6



- [] Ranking at each section and finish
- .-.- No data available at this section
- NA No data available



Horse/Jockey Name	Cherry Soda
Final Rank	14
Fastest Section Time (Section)	0:08.37 (Overall)
Top Speed [km/h] (Section)	66.3 (1200m)
Race State	Finished

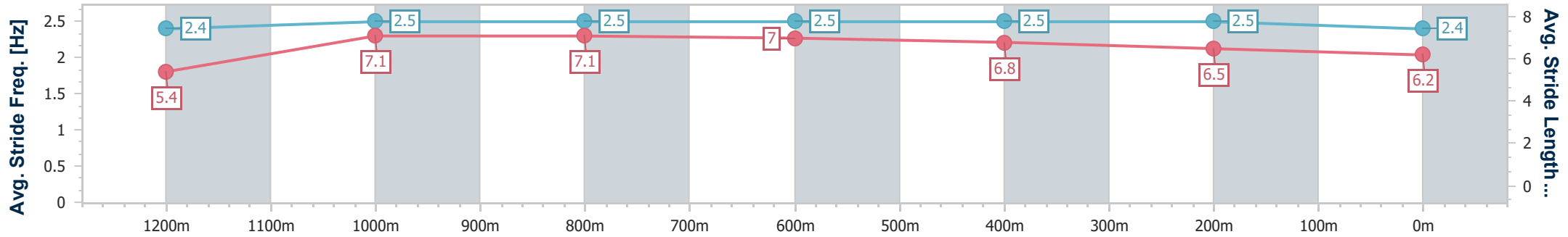
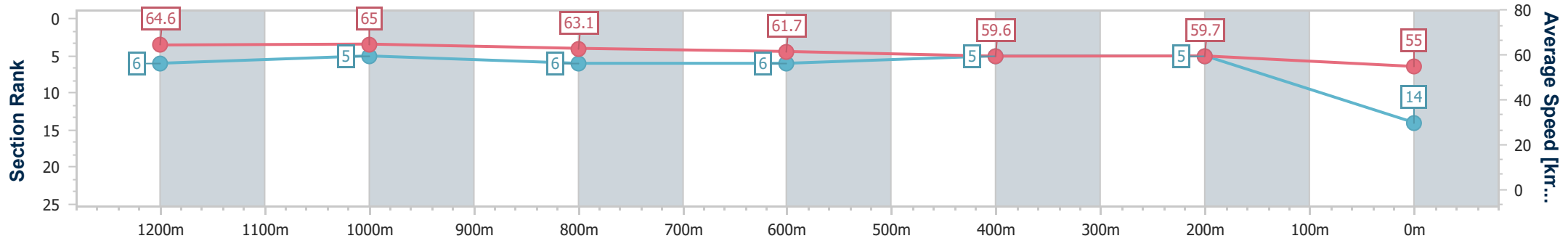


Ipswich QLD Professional
 Race 7: TAB IPSWICH CUP ON SALE BENCHMARK 62
 Handicap - 1350m
 01 April 2024 - 17:03



Track Rating: Soft 5, Weather: Overcast, Rail Position: True

Section	Overall	1200m	1000m	800m	600m	400m	200m
Section Times	1:19.45 [14] (0:08.37)	1:11.08 [6] (0:11.08)	1:00.00 [5] (0:11.41)	0:48.59 [6] (0:11.63)	0:36.96 [6] (0:11.92)	0:25.04 [5] (0:11.92)	0:13.12 [5] (0:13.12)
Average Speed [km/h]	64.6	65.0	63.1	61.7	59.6	59.7	55.0
Top Speed [km/h]	63.3	66.3	64.5	62.8	60.7	60.9	57.9
Avg. Dist. to Rail [m]	2.0	1.8	1.0	1.5	2.7	2.0	1.2
Avg. Stride Freq. [Hz]	2.4	2.5	2.5	2.5	2.5	2.5	2.4
Avg. Stride Length [m]	5.4	7.1	7.1	7.0	6.8	6.5	6.2



- [] Ranking at each section and finish
- .-.- No data available at this section
- NA No data available