

Track Rating: Soft 5, Weather: Overcast, Rail Position: True

Section		Overall	1400m	1200m	1000m	800m	600m	400m	Last 600m					
Field Times		1:37.88 (0:13.36)	1:24.52 (0:12.11)	1:12.41 (0:12.62)	0:59.79 (0:12.75)	0:47.04 (0:12.02)	0:35.02 (0:11.43)	0:23.59 (0:11.61)	0:35.02					
Rank	TAB	Horse/Jockey	Barrier	Top Speed [km/h]	Fastest Section								Distance Travelled [m]	
1	8	WHO ORDERED DAFISH Cejay Graham	8	64.1 400m	0:11.35 600m	1:37.88 [1] (0:13.90)	1:23.98 [5] (0:12.17)	1:11.81 [5] (0:12.61)	0:59.20 [5] (0:12.70)	0:46.50 [6] (0:12.02)	0:34.48 [7] (0:11.35)	0:23.13 [5] (0:11.38)	0:34.48	
2	3	BLUE RAY Justin Huxtable	3	63.9 Overall	0:11.43 600m	1:38.34 [2] (0:13.36)	1:24.98 [1] (0:12.11)	1:12.87 [1] (0:12.62)	1:00.25 [1] (0:12.75)	0:47.50 [1] (0:12.02)	0:35.48 [1] (0:11.43)	0:24.05 [1] (0:11.61)	0:35.48	-2
3	2	MARTEDI Boris Thornton	2	63.8 600m	0:11.43 600m	1:38.37 [3] (0:13.82)	1:24.55 [4] (0:12.08)	1:12.47 [4] (0:12.67)	0:59.80 [4] (0:12.66)	0:47.14 [4] (0:11.99)	0:35.15 [4] (0:11.43)	0:23.72 [3] (0:11.58)	0:35.15	+5
4	7	QUEST OF QUESTS Emily Lang	7	63.6 600m	0:11.41 600m	1:38.53 [4] (0:13.58)	1:24.95 [2] (0:12.08)	1:12.87 [2] (0:12.63)	1:00.24 [2] (0:12.65)	0:47.59 [2] (0:12.04)	0:35.55 [2] (0:11.41)	0:24.14 [2] (0:11.76)	0:35.55	+3
5	10	SIR ZINO Mark Du Plessis	10	63.5 600m	0:11.58 600m	1:39.07 [5] (0:14.64)	1:24.43 [11] (0:12.14)	1:12.29 [11] (0:12.76)	0:59.53 [11] (0:12.33)	0:47.20 [11] (0:11.82)	0:35.38 [10] (0:11.58)	0:23.80 [9] (0:11.76)	0:35.38	+6
6	5	COME ON EILEEN Taylor Marshall	5	62.6 600m	0:11.70 600m	1:39.13 [6] (0:14.13)	1:25.00 [7] (0:12.08)	1:12.92 [6] (0:12.65)	1:00.27 [7] (0:12.66)	0:47.61 [7] (0:11.97)	0:35.64 [8] (0:11.70)	0:23.94 [8] (0:11.85)	0:35.64	+1
7	11	VARDON Damien Thornton	11	63.2 800m	0:11.73 600m	1:39.18 [7] (0:14.43)	1:24.75 [10] (0:12.11)	1:12.64 [10] (0:12.79)	0:59.85 [10] (0:12.52)	0:47.33 [10] (0:11.90)	0:35.43 [11] (0:11.73)	0:23.70 [12] (0:11.80)	0:35.43	+1
8	12	GLEEFILLY Melea Castle	12	62.9 600m	0:11.47 600m	1:39.33 [8] (0:14.69)	1:24.64 [12] (0:12.12)	1:12.52 [12] (0:12.77)	0:59.75 [12] (0:12.42)	0:47.33 [12] (0:11.87)	0:35.46 [12] (0:11.47)	0:23.99 [10] (0:11.80)	0:35.46	+0
9	9	REEL WILD Samantha Collett	9	64.1 600m	0:11.49 600m	1:39.38 [9] (0:14.36)	1:25.02 [9] (0:12.11)	1:12.91 [9] (0:12.76)	1:00.15 [9] (0:12.40)	0:47.75 [9] (0:11.70)	0:36.05 [5] (0:11.49)	0:24.56 [6] (0:12.07)	0:36.05	+8
10	16	FORCE ME Georgina Cartwright	16	62.6 600m	0:11.55 600m	1:39.38 [10] (0:13.60)	1:25.78 [3] (0:12.13)	1:13.65 [3] (0:12.64)	1:01.01 [3] (0:12.69)	0:48.32 [3] (0:12.11)	0:36.21 [3] (0:11.55)	0:24.66 [4] (0:12.10)	0:36.21	-2

Scratched: Passionate Rebel (#1), Herecum da Drums (#15), Moszur (#6), Soarhi (#4), Turn Table (#17)



Ipswich QLD Professional

Race 5: GREAT NORTHERN BENCHMARK 60 Handicap - 1666m

01 April 2024 - 15:43



Track Rating: Soft 5, Weather: Overcast, Rail Position: True

Section	Overall	1400m	1200m	1000m	800m	600m	400m	Last 600m
Field Times	1:37.88 (0:13.36)	1:24.52 (0:12.11)	1:12.41 (0:12.62)	0:59.79 (0:12.75)	0:47.04 (0:12.02)	0:35.02 (0:11.43)	0:23.59 (0:11.61)	0:35.02

Rank	TAB	Horse/Jockey	Barrier	Top Speed [km/h]	Fastest Section	Overall	1400m	1200m	1000m	800m	600m	400m	Last 600m	Distance Travelled [m]
11	14	HELEN'S DREAM	14	62.9	0:11.78	1:39.70 [11]	1:25.46 [8]	1:13.40 [8]	1:00.98 [6]	0:48.41 [5]	0:36.33 [6]	0:24.55 [7]	0:36.33	+7
		Madeleine Wishart		600m	600m	(0:14.24)	(0:12.06)	(0:12.42)	(0:12.57)	(0:12.08)	(0:11.78)	(0:11.98)		
12	13	ANOTHER DAZZLER	13	62.8	0:11.73	1:40.43 [12]	1:26.38 [6]	1:14.18 [7]	1:01.43 [8]	0:48.81 [8]	0:36.75 [9]	0:25.02 [11]	0:36.75	-3
		Micheal Hellyer		600m	600m	(0:14.05)	(0:12.20)	(0:12.75)	(0:12.62)	(0:12.06)	(0:11.73)	(0:11.93)		

Scratched: Passionate Rebel (#1), Herecum da Drums (#15), Moszur (#6), Soarhi (#4), Turn Table (#17)

[] Ranking at each section and finish
 -:-:- No data available at this section
 NA No data available

SCN Saddle cloth number
 DNF Did not finish
 DNT Did not track

Track Rating: Soft 5, Weather: Overcast, Rail Position: True

Section				200m				Last 600m	
Field Times				0:11.98 (0:11.98)				0:35.02	
Rank	TAB	Horse/Jockey	Barrier	Top Speed [km/h]	Fastest Section	Margin			Distance Travelled [m]
1	8	WHO ORDERED DAFISH Cejay Graham	8	64.1 400m	0:11.35 600m	0:11.75 [2] (0:11.75)	1:37.88		0:34.48
2	3	BLUE RAY Justin Huxtable	3	63.9 Overall	0:11.43 600m	0:12.44 [1] (0:12.44)	0.46L		0:35.48 -2
3	2	MARTEDI Boris Thornton	2	63.8 600m	0:11.43 600m	0:12.14 [4] (0:12.14)	0.03L		0:35.15 +5
4	7	QUEST OF QUESTS Emily Lang	7	63.6 600m	0:11.41 600m	0:12.38 [3] (0:12.38)	0.16L		0:35.55 +3
5	10	SIR ZINO Mark Du Plessis	10	63.5 600m	0:11.58 600m	0:12.04 [7] (0:12.04)	0.54L		0:35.38 +6
6	5	COME ON EILEEN Taylor Marshall	5	62.6 600m	0:11.70 600m	0:12.09 [8] (0:12.09)	0.06L		0:35.64 +1
7	11	VARDON Damien Thornton	11	63.2 800m	0:11.73 600m	0:11.90 [11] (0:11.90)	0.05L		0:35.43 +1
8	12	GLEEFILLY Melea Castle	12	62.9 600m	0:11.47 600m	0:12.19 [10] (0:12.19)	0.15L		0:35.46 +0
9	9	REEL WILD Samantha Collett	9	64.1 600m	0:11.49 600m	0:12.49 [6] (0:12.49)	0.05L		0:36.05 +8
10	16	FORCE ME Georgina Cartwright	16	62.6 600m	0:11.55 600m	0:12.56 [5] (0:12.56)	0L		0:36.21 -2

Scratched: Passionate Rebel (#1), Herecum da Drums (#15), Moszur (#6), Soarhi (#4), Turn Table (#17)



Ipswich QLD Professional
Race 5: GREAT NORTHERN BENCHMARK 60 Handicap - 1666m
 01 April 2024 - 15:43



Track Rating: Soft 5, Weather: Overcast, Rail Position: True

Section				200m				Last 600m		
Field Times				0:11.98 (0:11.98)				0:35.02		
Rank	TAB	Horse/Jockey	Barrier	Top Speed [km/h]	Fastest Section	Margin			Distance Travelled [m]	
11	14	HELEN'S DREAM	14	62.9	0:11.78	0:12.57 [9]	0.32L		0:36.33	+7
		Madeleine Wishart		600m	600m	(0:12.57)				
12	13	ANOTHER DAZZLER	13	62.8	0:11.73	0:13.09 [12]	0.73L		0:36.75	-3
		Micheal Hellyer		600m	600m	(0:13.09)				

Scratched: Passionate Rebel (#1), Herecum da Drums (#15), Moszur (#6), Soarhi (#4), Turn Table (#17)



Horse/Jockey Name	Who Ordered Dafish
Final Rank	1
Fastest Section Time (Section)	0:11.35 (600m)
Top Speed [km/h] (Section)	64.1 (400m)
Race State	Finished



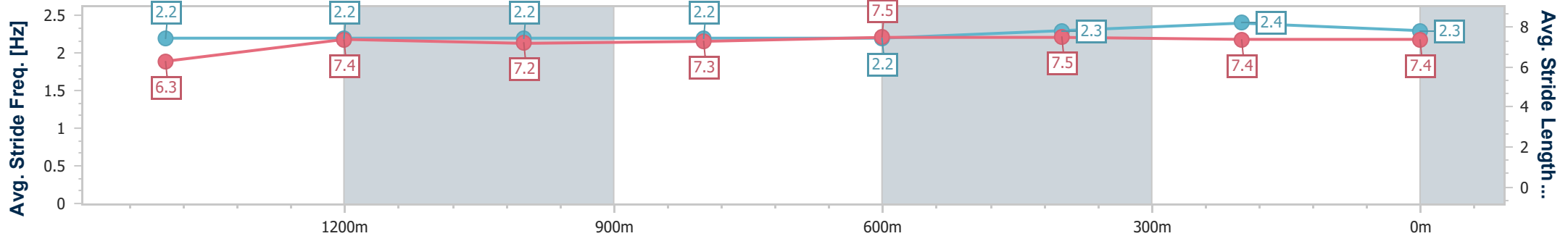
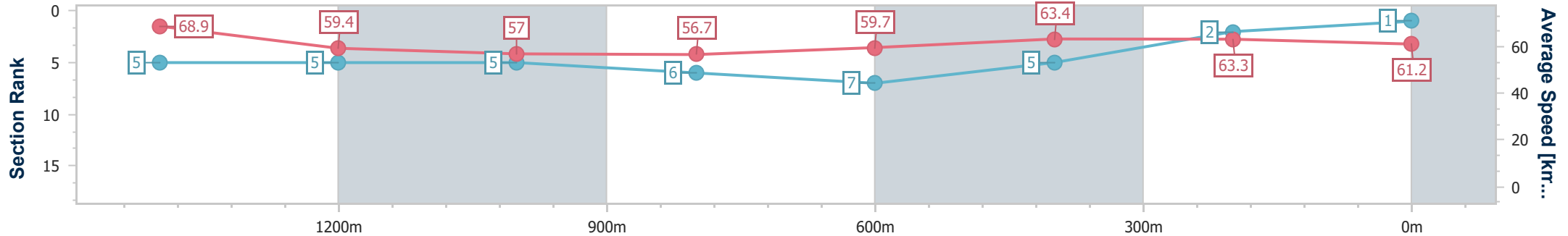
Ipswich QLD Professional
Race 5: GREAT NORTHERN BENCHMARK 60 Handicap - 1666m



01 April 2024 - 15:43

Track Rating: Soft 5, Weather: Overcast, Rail Position: True

Section	Overall	1400m	1200m	1000m	800m	600m	400m	200m
Section Times	1:37.88 [1] (0:13.90)	1:23.98 [5] (0:12.17)	1:11.81 [5] (0:12.61)	0:59.20 [5] (0:12.70)	0:46.50 [6] (0:12.02)	0:34.48 [7] (0:11.35)	0:23.13 [5] (0:11.38)	0:11.75 [2] (0:11.75)
Average Speed [km/h]	68.9	59.4	57.0	56.7	59.7	63.4	63.3	61.2
Top Speed [km/h]	60.8	60.3	58.0	57.8	63.3	64.0	64.1	62.5
Avg. Dist. to Rail [m]	4.9	0.3	0.2	0.1	0.3	0.3	0.3	1.3
Avg. Stride Freq. [Hz]	2.2	2.2	2.2	2.2	2.2	2.3	2.4	2.3
Avg. Stride Length [m]	6.3	7.4	7.2	7.3	7.5	7.5	7.4	7.4



- [] Ranking at each section and finish
- .-.- No data available at this section
- NA No data available



Horse/Jockey Name	Blue Ray
Final Rank	2
Fastest Section Time (Section)	0:11.43 (600m)
Top Speed [km/h] (Section)	63.9 (Overall)
Race State	Finished



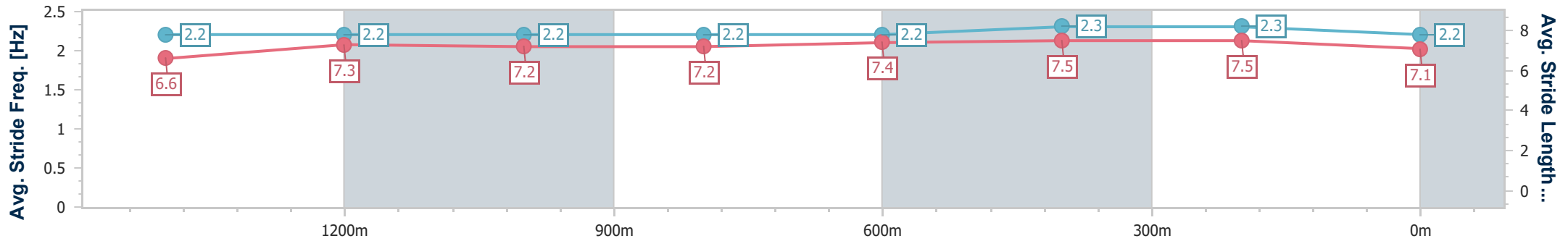
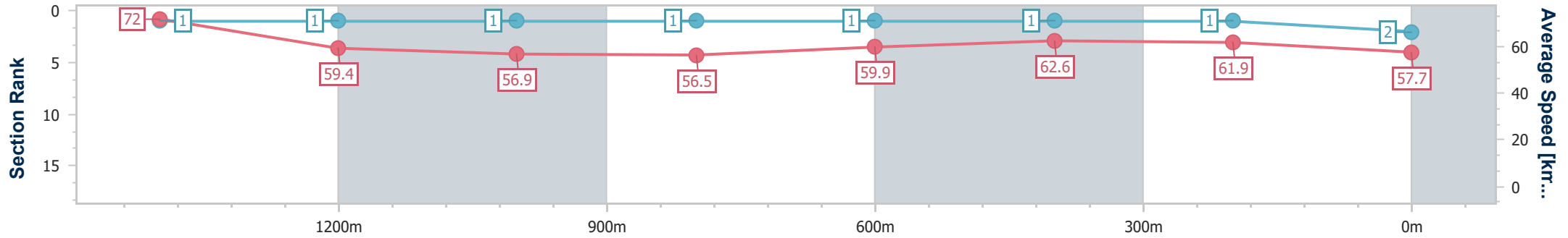
Ipswich QLD Professional
Race 5: GREAT NORTHERN BENCHMARK 60 Handicap - 1666m



01 April 2024 - 15:43

Track Rating: Soft 5, Weather: Overcast, Rail Position: True

Section	Overall	1400m	1200m	1000m	800m	600m	400m	200m					
Section Times	1:38.34 [2] (0:13.36)	1:24.98 [1] (0:12.11)	1:12.87 [1] (0:12.62)	1:00.25 [1] (0:12.75)	0:47.50 [1] (0:12.02)	0:35.48 [1] (0:11.43)	0:24.05 [1] (0:11.61)	0:12.44 [1] (0:12.44)					
Average Speed [km/h]	72.0	59.4	56.9	56.5	59.9	62.6	61.9	57.7					
Top Speed [km/h]	63.9	60.5	57.8	57.2	62.3	63.6	62.3	61.3					
Avg. Dist. to Rail [m]	6.8	0.1	0.1	0.2	0.4	1.0	1.0	0.6					
Avg. Stride Freq. [Hz]	2.2	2.2	2.2	2.2	2.2	2.3	2.3	2.2					
Avg. Stride Length [m]	6.6	7.3	7.2	7.2	7.4	7.5	7.5	7.1					



- [] Ranking at each section and finish
- .-.- No data available at this section
- NA No data available



Horse/Jockey Name	Martedi
Final Rank	3
Fastest Section Time (Section)	0:11.43 (600m)
Top Speed [km/h] (Section)	63.8 (600m)
Race State	Finished



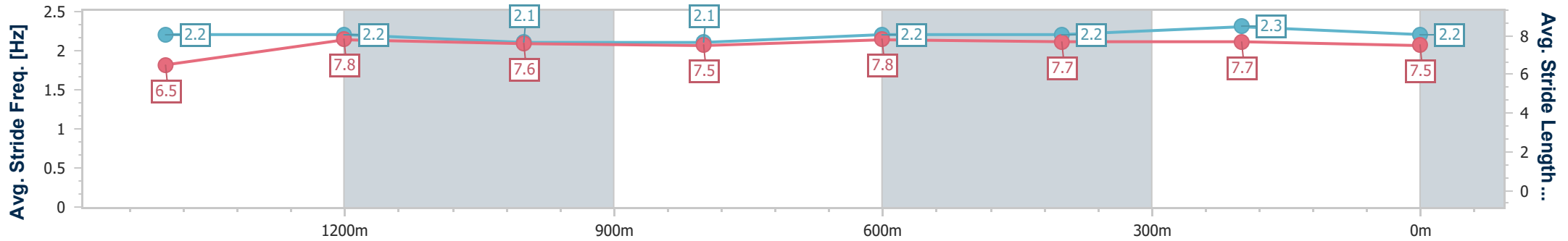
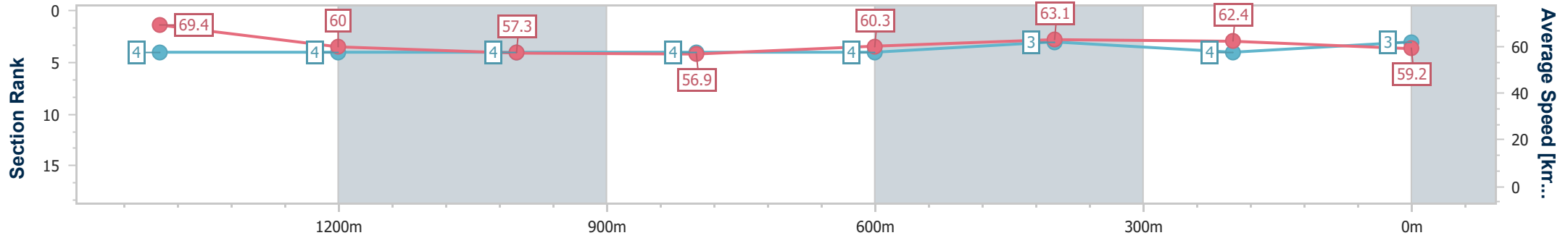
Ipswich QLD Professional
Race 5: GREAT NORTHERN BENCHMARK 60 Handicap - 1666m



01 April 2024 - 15:43

Track Rating: Soft 5, Weather: Overcast, Rail Position: True

Section	Overall	1400m	1200m	1000m	800m	600m	400m	200m					
Section Times	1:38.37 [3] (0:13.82)	1:24.55 [4] (0:12.08)	1:12.47 [4] (0:12.67)	0:59.80 [4] (0:12.66)	0:47.14 [4] (0:11.99)	0:35.15 [4] (0:11.43)	0:23.72 [3] (0:11.58)	0:12.14 [4] (0:12.14)					
Average Speed [km/h]	69.4	60.0	57.3	56.9	60.3	63.1	62.4	59.2					
Top Speed [km/h]	62.5	62.1	57.7	58.4	63.1	63.8	62.8	61.5					
Avg. Dist. to Rail [m]	5.5	1.2	1.2	1.2	0.8	0.9	1.4	3.2					
Avg. Stride Freq. [Hz]	2.2	2.2	2.1	2.1	2.2	2.2	2.3	2.2					
Avg. Stride Length [m]	6.5	7.8	7.6	7.5	7.8	7.7	7.7	7.5					



- [] Ranking at each section and finish
- .-.- No data available at this section
- NA No data available



Horse/Jockey Name	Quest Of Quests
Final Rank	4
Fastest Section Time (Section)	0:11.41 (600m)
Top Speed [km/h] (Section)	63.6 (600m)
Race State	Finished



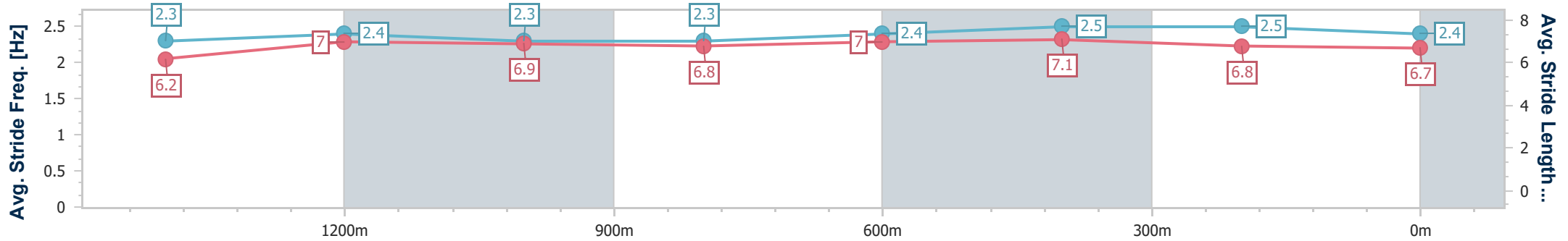
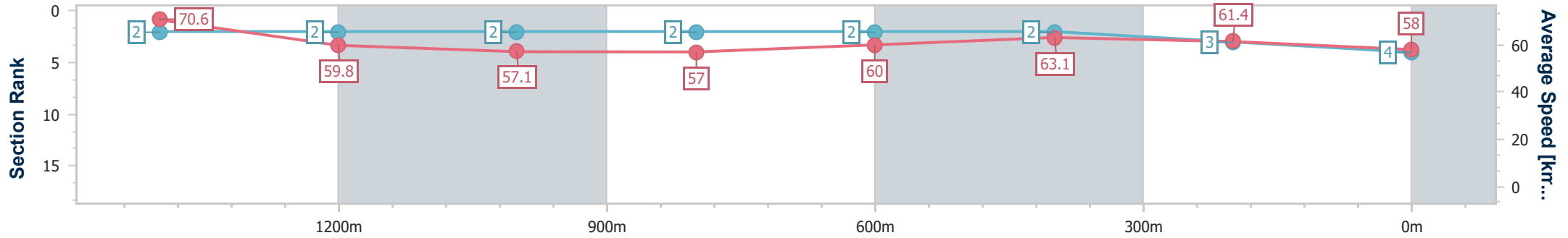
Ipswich QLD Professional
Race 5: GREAT NORTHERN BENCHMARK 60 Handicap - 1666m



01 April 2024 - 15:43

Track Rating: Soft 5, Weather: Overcast, Rail Position: True

Section	Overall	1400m	1200m	1000m	800m	600m	400m	200m					
Section Times	1:38.53 [4] (0:13.58)	1:24.95 [2] (0:12.08)	1:12.87 [2] (0:12.63)	1:00.24 [2] (0:12.65)	0:47.59 [2] (0:12.04)	0:35.55 [2] (0:11.41)	0:24.14 [2] (0:11.76)	0:12.38 [3] (0:12.38)					
Average Speed [km/h]	70.6	59.8	57.1	57.0	60.0	63.1	61.4	58.0					
Top Speed [km/h]	62.2	62.2	58.1	58.3	62.7	63.6	62.8	60.1					
Avg. Dist. to Rail [m]	5.1	0.6	1.0	0.9	0.6	0.3	0.6	2.1					
Avg. Stride Freq. [Hz]	2.3	2.4	2.3	2.3	2.4	2.5	2.5	2.4					
Avg. Stride Length [m]	6.2	7.0	6.9	6.8	7.0	7.1	6.8	6.7					



- [] Ranking at each section and finish
- .-.- No data available at this section
- NA No data available



Horse/Jockey Name	Sir Zino
Final Rank	5
Fastest Section Time (Section)	0:11.58 (600m)
Top Speed [km/h] (Section)	63.5 (600m)
Race State	Finished



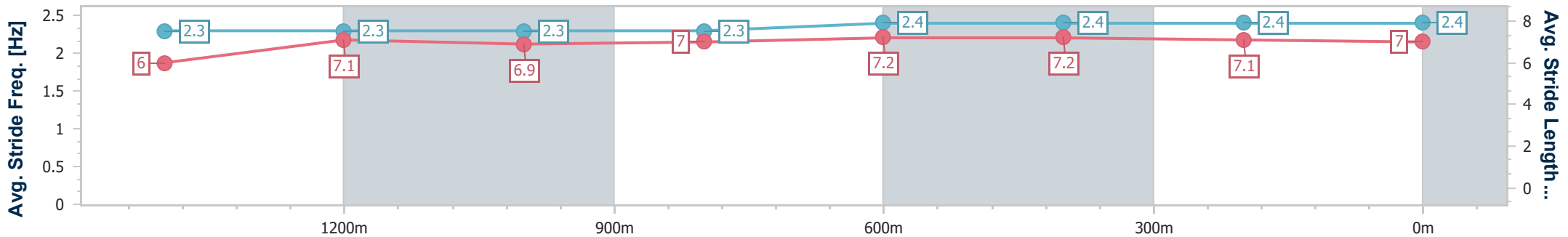
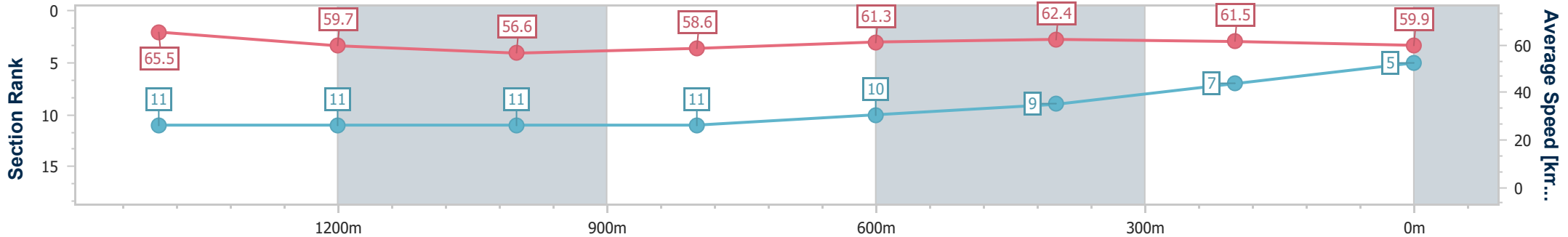
Ipswich QLD Professional
Race 5: GREAT NORTHERN BENCHMARK 60 Handicap - 1666m



01 April 2024 - 15:43

Track Rating: Soft 5, Weather: Overcast, Rail Position: True

Section	Overall	1400m	1200m	1000m	800m	600m	400m	200m					
Section Times	1:39.07 [5] (0:14.64)	1:24.43 [11] (0:12.14)	1:12.29 [11] (0:12.76)	0:59.53 [11] (0:12.33)	0:47.20 [11] (0:11.82)	0:35.38 [10] (0:11.58)	0:23.80 [9] (0:11.76)	0:12.04 [7] (0:12.04)					
Average Speed [km/h]	65.5	59.7	56.6	58.6	61.3	62.4	61.5	59.9					
Top Speed [km/h]	60.3	60.9	58.5	59.5	63.2	63.5	62.5	60.7					
Avg. Dist. to Rail [m]	7.7	1.1	0.9	1.4	1.2	1.6	2.0	3.1					
Avg. Stride Freq. [Hz]	2.3	2.3	2.3	2.3	2.4	2.4	2.4	2.4					
Avg. Stride Length [m]	6.0	7.1	6.9	7.0	7.2	7.2	7.1	7.0					



- [] Ranking at each section and finish
- .-.- No data available at this section
- NA No data available



Horse/Jockey Name	Come On Eileen
Final Rank	6
Fastest Section Time (Section)	0:11.70 (600m)
Top Speed [km/h] (Section)	62.6 (600m)
Race State	Finished



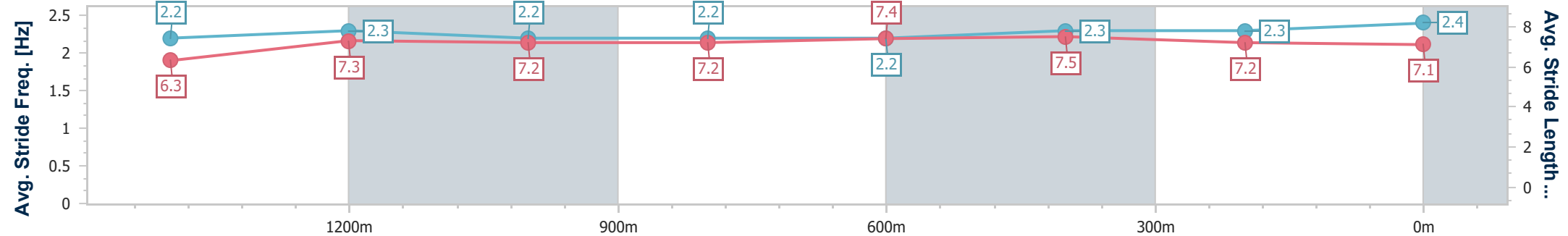
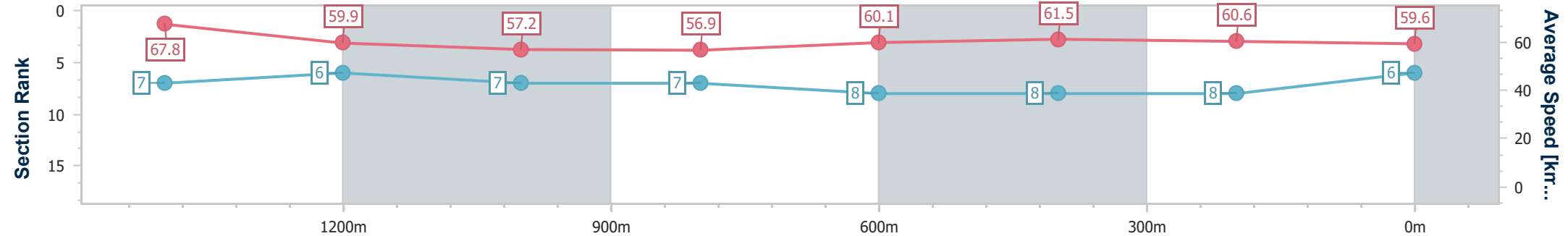
Ipswich QLD Professional
Race 5: GREAT NORTHERN BENCHMARK 60 Handicap - 1666m



01 April 2024 - 15:43

Track Rating: Soft 5, Weather: Overcast, Rail Position: True

Section	Overall	1400m	1200m	1000m	800m	600m	400m	200m					
Section Times	1:39.13 [6] (0:14.13)	1:25.00 [7] (0:12.08)	1:12.92 [6] (0:12.65)	1:00.27 [7] (0:12.66)	0:47.61 [7] (0:11.97)	0:35.64 [8] (0:11.70)	0:23.94 [8] (0:11.85)	0:12.09 [8] (0:12.09)					
Average Speed [km/h]	67.8	59.9	57.2	56.9	60.1	61.5	60.6	59.6					
Top Speed [km/h]	60.8	61.0	58.0	58.5	61.9	62.6	61.1	60.4					
Avg. Dist. to Rail [m]	3.7	0.8	1.1	1.0	0.3	0.5	0.7	1.4					
Avg. Stride Freq. [Hz]	2.2	2.3	2.2	2.2	2.2	2.3	2.3	2.4					
Avg. Stride Length [m]	6.3	7.3	7.2	7.2	7.4	7.5	7.2	7.1					



- [] Ranking at each section and finish
- .-.- No data available at this section
- NA No data available



Horse/Jockey Name	Vardon
Final Rank	7
Fastest Section Time (Section)	0:11.73 (600m)
Top Speed [km/h] (Section)	63.2 (800m)
Race State	Finished



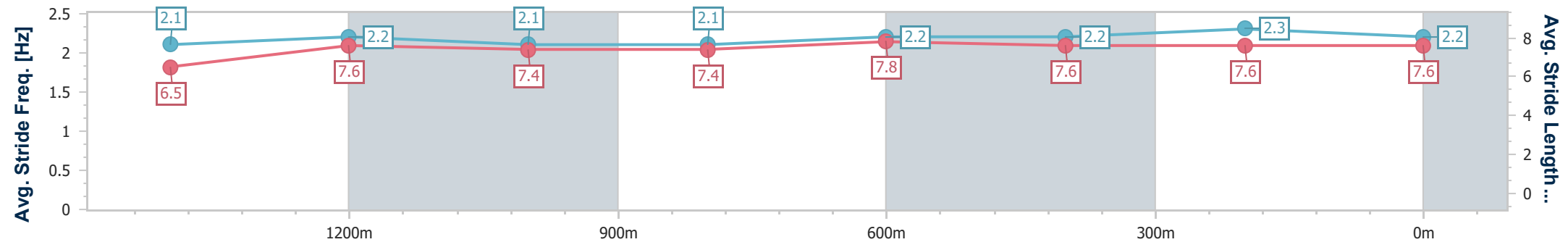
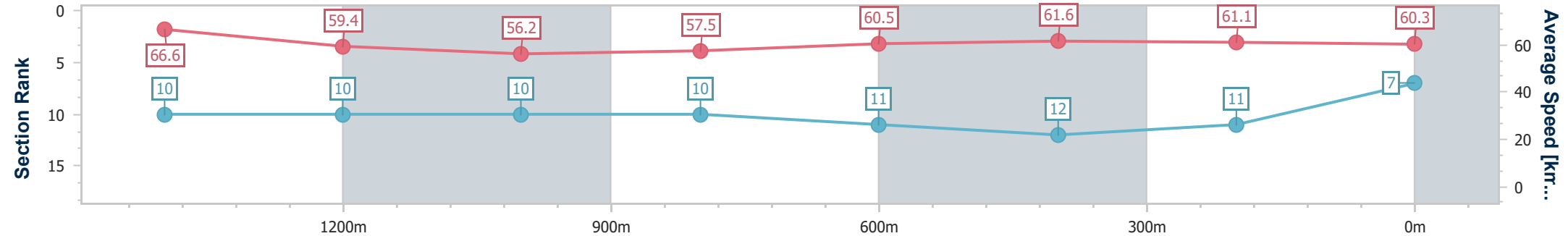
Ipswich QLD Professional
Race 5: GREAT NORTHERN BENCHMARK 60 Handicap - 1666m



01 April 2024 - 15:43

Track Rating: Soft 5, Weather: Overcast, Rail Position: True

Section	Overall	1400m	1200m	1000m	800m	600m	400m	200m						
Section Times	1:39.18 [7] (0:14.43)	1:24.75 [10] (0:12.11)	1:12.64 [10] (0:12.79)	0:59.85 [10] (0:12.52)	0:47.33 [10] (0:11.90)	0:35.43 [11] (0:11.73)	0:23.70 [12] (0:11.80)	0:11.90 [11] (0:11.90)						
Average Speed [km/h]	66.6	59.4	56.2	57.5	60.5	61.6	61.1	60.3						
Top Speed [km/h]	61.5	60.7	58.1	58.1	63.2	63.1	62.0	61.6						
Avg. Dist. to Rail [m]	5.6	0.3	0.4	0.1	0.3	0.8	1.5	5.6						
Avg. Stride Freq. [Hz]	2.1	2.2	2.1	2.1	2.2	2.2	2.3	2.2						
Avg. Stride Length [m]	6.5	7.6	7.4	7.4	7.8	7.6	7.6	7.6						



- [] Ranking at each section and finish
- .-.- No data available at this section
- NA No data available



Horse/Jockey Name	Gleefilly
Final Rank	8
Fastest Section Time (Section)	0:11.47 (600m)
Top Speed [km/h] (Section)	62.9 (600m)
Race State	Finished



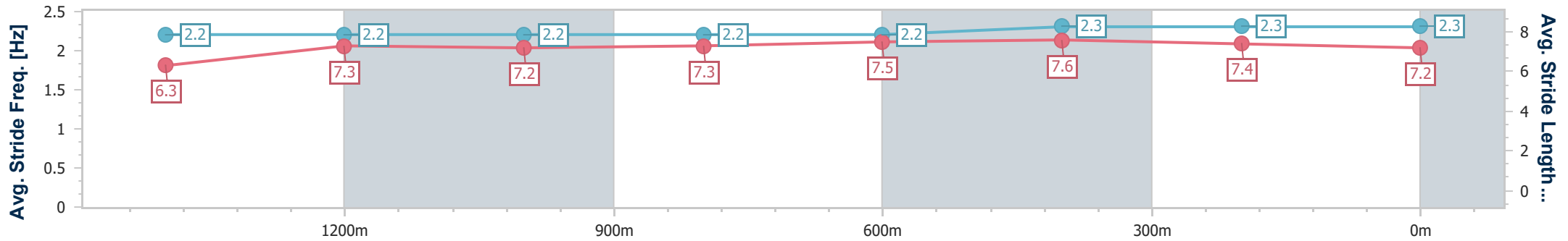
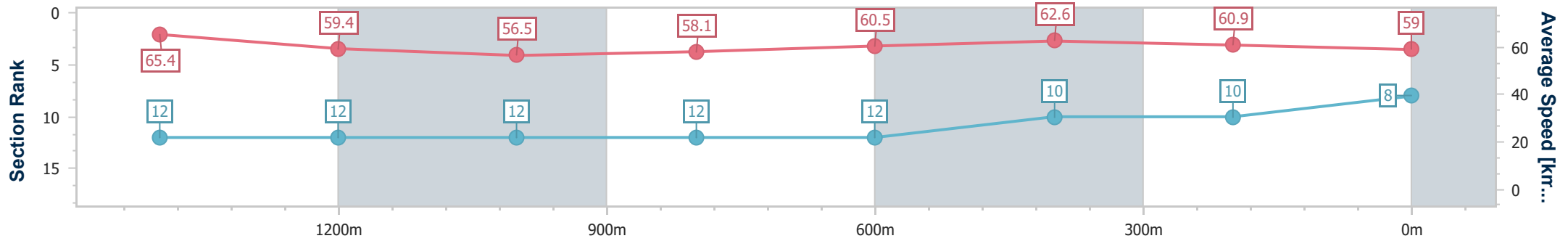
Ipswich QLD Professional
Race 5: GREAT NORTHERN BENCHMARK 60 Handicap - 1666m



01 April 2024 - 15:43

Track Rating: Soft 5, Weather: Overcast, Rail Position: True

Section	Overall	1400m	1200m	1000m	800m	600m	400m	200m					
Section Times	1:39.33 [8] (0:14.69)	1:24.64 [12] (0:12.12)	1:12.52 [12] (0:12.77)	0:59.75 [12] (0:12.42)	0:47.33 [12] (0:11.87)	0:35.46 [12] (0:11.47)	0:23.99 [10] (0:11.80)	0:12.19 [10] (0:12.19)					
Average Speed [km/h]	65.4	59.4	56.5	58.1	60.5	62.6	60.9	59.0					
Top Speed [km/h]	61.9	60.5	59.0	58.8	62.4	62.9	62.0	59.9					
Avg. Dist. to Rail [m]	6.7	0.2	0.2	0.2	0.6	0.7	0.5	0.3					
Avg. Stride Freq. [Hz]	2.2	2.2	2.2	2.2	2.2	2.3	2.3	2.3					
Avg. Stride Length [m]	6.3	7.3	7.2	7.3	7.5	7.6	7.4	7.2					



- [] Ranking at each section and finish
- .-.- No data available at this section
- NA No data available



Horse/Jockey Name	Reel Wild
Final Rank	9
Fastest Section Time (Section)	0:11.49 (600m)
Top Speed [km/h] (Section)	64.1 (600m)
Race State	Finished



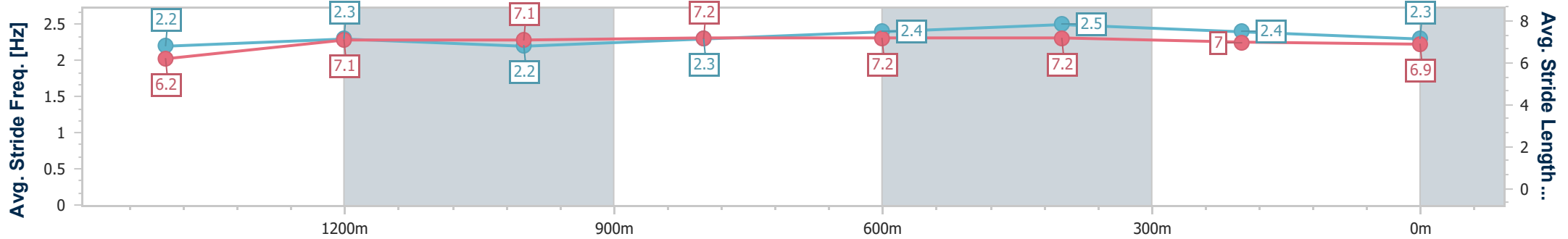
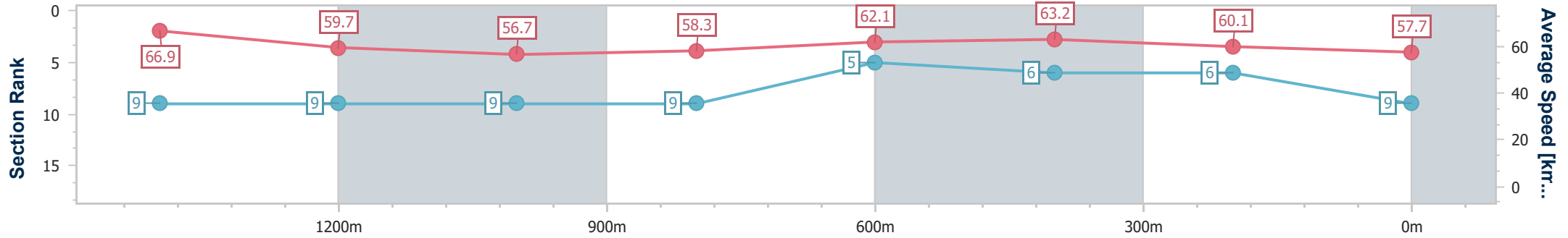
Ipswich QLD Professional
Race 5: GREAT NORTHERN BENCHMARK 60 Handicap - 1666m



01 April 2024 - 15:43

Track Rating: Soft 5, Weather: Overcast, Rail Position: True

Section	Overall	1400m	1200m	1000m	800m	600m	400m	200m
Section Times	1:39.38 [9] (0:14.36)	1:25.02 [9] (0:12.11)	1:12.91 [9] (0:12.76)	1:00.15 [9] (0:12.40)	0:47.75 [9] (0:11.70)	0:36.05 [5] (0:11.49)	0:24.56 [6] (0:12.07)	0:12.49 [6] (0:12.49)
Average Speed [km/h]	66.9	59.7	56.7	58.3	62.1	63.2	60.1	57.7
Top Speed [km/h]	61.1	61.2	59.0	59.5	63.9	64.1	61.9	58.7
Avg. Dist. to Rail [m]	6.7	1.2	1.2	1.4	2.5	2.3	2.9	5.3
Avg. Stride Freq. [Hz]	2.2	2.3	2.2	2.3	2.4	2.5	2.4	2.3
Avg. Stride Length [m]	6.2	7.1	7.1	7.2	7.2	7.2	7.0	6.9



- [] Ranking at each section and finish
- .-.- No data available at this section
- NA No data available



Horse/Jockey Name	Force Me
Final Rank	10
Fastest Section Time (Section)	0:11.55 (600m)
Top Speed [km/h] (Section)	62.6 (600m)
Race State	Finished



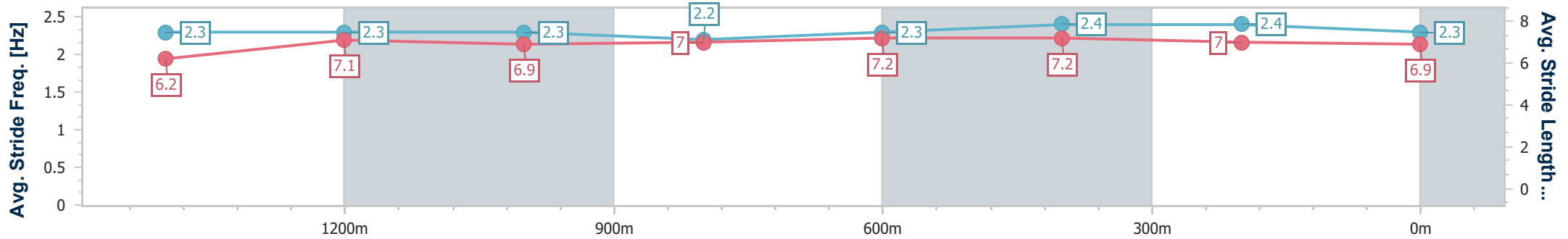
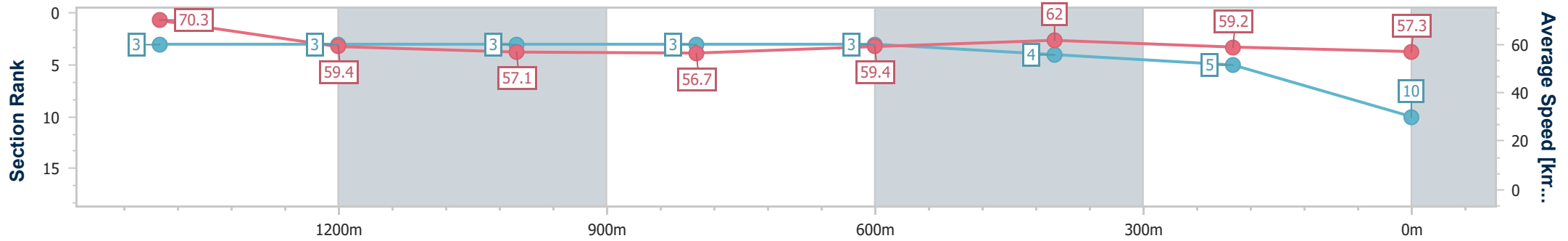
Ipswich QLD Professional
Race 5: GREAT NORTHERN BENCHMARK 60 Handicap - 1666m



01 April 2024 - 15:43

Track Rating: Soft 5, Weather: Overcast, Rail Position: True

Section	Overall	1400m	1200m	1000m	800m	600m	400m	200m
Section Times	1:39.38 [10] (0:13.60)	1:25.78 [3] (0:12.13)	1:13.65 [3] (0:12.64)	1:01.01 [3] (0:12.69)	0:48.32 [3] (0:12.11)	0:36.21 [3] (0:11.55)	0:24.66 [4] (0:12.10)	0:12.56 [5] (0:12.56)
Average Speed [km/h]	70.3	59.4	57.1	56.7	59.4	62.0	59.2	57.3
Top Speed [km/h]	62.2	60.9	57.7	57.5	62.0	62.6	61.1	58.2
Avg. Dist. to Rail [m]	3.4	0.1	0.2	0.2	0.5	0.9	1.1	0.6
Avg. Stride Freq. [Hz]	2.3	2.3	2.3	2.2	2.3	2.4	2.4	2.3
Avg. Stride Length [m]	6.2	7.1	6.9	7.0	7.2	7.2	7.0	6.9



- [] Ranking at each section and finish
- .-.- No data available at this section
- NA No data available



Horse/Jockey Name	Helen's Dream
Final Rank	11
Fastest Section Time (Section)	0:11.78 (600m)
Top Speed [km/h] (Section)	62.9 (600m)
Race State	Finished



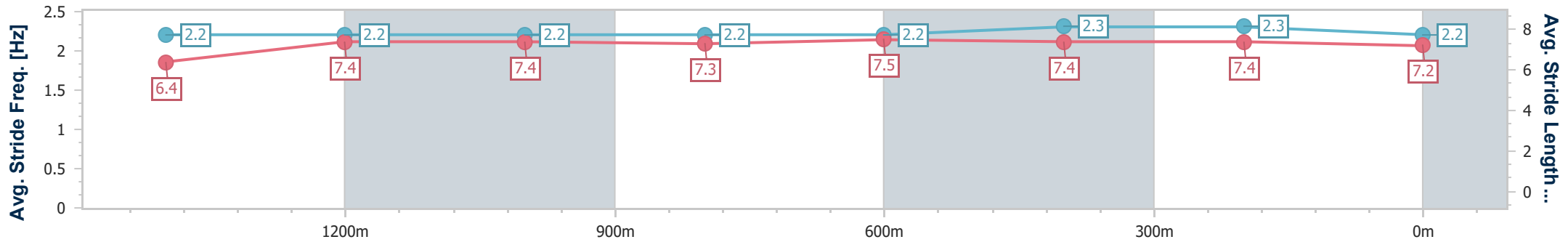
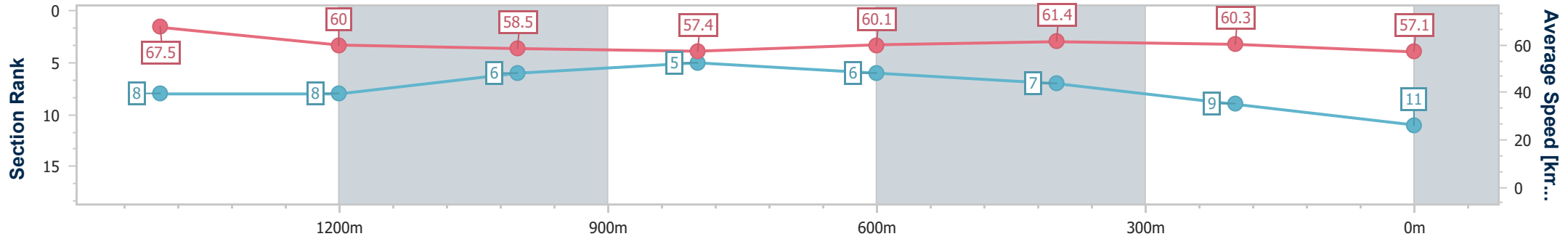
Ipswich QLD Professional
Race 5: GREAT NORTHERN BENCHMARK 60 Handicap - 1666m



01 April 2024 - 15:43

Track Rating: Soft 5, Weather: Overcast, Rail Position: True

Section	Overall	1400m	1200m	1000m	800m	600m	400m	200m					
Section Times	1:39.70 [11] (0:14.24)	1:25.46 [8] (0:12.06)	1:13.40 [8] (0:12.42)	1:00.98 [6] (0:12.57)	0:48.41 [5] (0:12.08)	0:36.33 [6] (0:11.78)	0:24.55 [7] (0:11.98)	0:12.57 [9] (0:12.57)					
Average Speed [km/h]	67.5	60.0	58.5	57.4	60.1	61.4	60.3	57.1					
Top Speed [km/h]	60.8	61.2	59.5	58.0	61.9	62.9	61.0	59.1					
Avg. Dist. to Rail [m]	9.9	1.7	1.4	1.4	1.8	1.8	1.0	2.9					
Avg. Stride Freq. [Hz]	2.2	2.2	2.2	2.2	2.2	2.3	2.3	2.2					
Avg. Stride Length [m]	6.4	7.4	7.4	7.3	7.5	7.4	7.4	7.2					



- [] Ranking at each section and finish
- .-.- No data available at this section
- NA No data available



Horse/Jockey Name	Another Dazzler
Final Rank	12
Fastest Section Time (Section)	0:11.73 (600m)
Top Speed [km/h] (Section)	62.8 (600m)
Race State	Finished



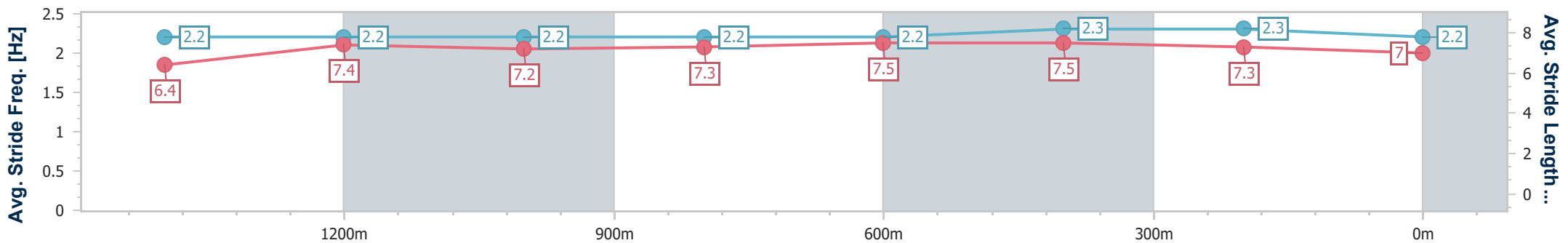
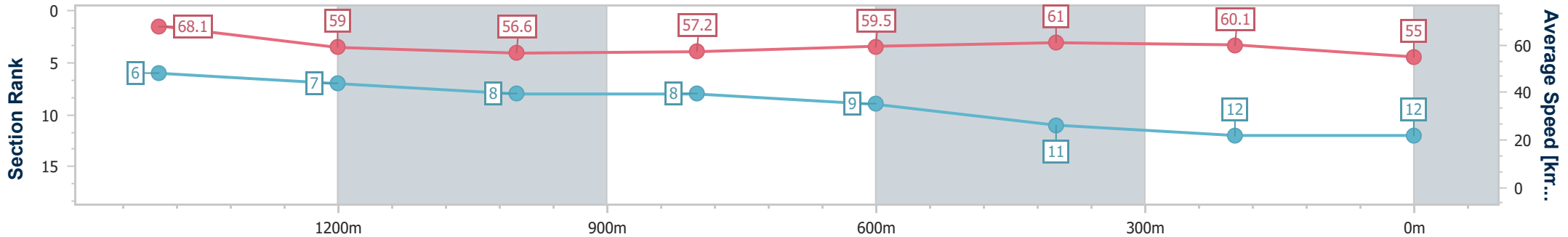
Ipswich QLD Professional
 Race 5: GREAT NORTHERN BENCHMARK 60 Handicap - 1666m



01 April 2024 - 15:43

Track Rating: Soft 5, Weather: Overcast, Rail Position: True

Section	Overall	1400m	1200m	1000m	800m	600m	400m	200m					
Section Times	1:40.43 [12] (0:14.05)	1:26.38 [6] (0:12.20)	1:14.18 [7] (0:12.75)	1:01.43 [8] (0:12.62)	0:48.81 [8] (0:12.06)	0:36.75 [9] (0:11.73)	0:25.02 [11] (0:11.93)	0:13.09 [12] (0:13.09)					
Average Speed [km/h]	68.1	59.0	56.6	57.2	59.5	61.0	60.1	55.0					
Top Speed [km/h]	61.1	60.1	58.1	58.0	62.1	62.8	60.7	58.2					
Avg. Dist. to Rail [m]	2.4	0.1	0.1	0.1	0.5	0.8	1.2	0.7					
Avg. Stride Freq. [Hz]	2.2	2.2	2.2	2.2	2.2	2.3	2.3	2.2					
Avg. Stride Length [m]	6.4	7.4	7.2	7.3	7.5	7.5	7.3	7.0					



- [] Ranking at each section and finish
- .-.- No data available at this section
- NA No data available