



Doomben QLD Professional
Race 9: LADBROKES COMMUNITIES Fillies & Mares BENCHMARK 65
Handicap - 1200m
03 April 2024 - 16:34



BRISBANE
RACING CLUB

Track Rating: Good 4, Weather: Fine, Rail Position: +8m

Section													Last 600m	
Field Times		Overall	1000m	800m	600m	400m	200m						0:34.76	
		1:09.56 (0:12.91)	0:56.65 (0:10.72)	0:45.93 (0:11.17)	0:34.76 (0:10.96)	0:23.80 (0:11.26)	0:12.54 (0:12.54)							
Rank	TAB	Horse/Jockey	Barrier	Top Speed [km/h]	Fastest Section								Margin	Distance Travelled [m]
1	1	TYPHOON TAAVI	1	70.7	0:10.72	1:09.56 [1]	0:56.65 [1]	0:45.93 [1]	0:34.76 [1]	0:23.80 [1]	0:12.54 [1]	1:09.56	0:34.76	
		Tahlia Fenlon		Overall	1000m	(0:12.91)	(0:10.72)	(0:11.17)	(0:10.96)	(0:11.26)	(0:12.54)			
2	5	HELIKEDEMPRETTY	5	69.0	0:10.64	1:09.84 [2]	0:56.63 [2]	0:45.99 [2]	0:34.74 [2]	0:23.73 [2]	0:12.39 [2]	0.28L	0:34.74	-2
		Noel Callow		1000m	1000m	(0:13.21)	(0:10.64)	(0:11.25)	(0:11.01)	(0:11.34)	(0:12.39)			
3	4	KITRI	4	67.8	0:10.82	1:10.06 [3]	0:56.71 [3]	0:45.89 [3]	0:34.67 [3]	0:23.49 [3]	0:12.20 [3]	0.22L	0:34.67	+1
		Cejay Graham		1000m	1000m	(0:13.35)	(0:10.82)	(0:11.22)	(0:11.18)	(0:11.29)	(0:12.20)			
4	2	I AM TAKINGTHELOT	2	67.5	0:10.89	1:10.47 [4]	0:56.60 [6]	0:45.71 [6]	0:34.55 [6]	0:23.41 [6]	0:12.28 [4]	0.41L	0:34.55	-1
		James Orman		1000m	1000m	(0:13.87)	(0:10.89)	(0:11.16)	(0:11.14)	(0:11.13)	(0:12.28)			
5	19	JEALOUS	19	68.4	0:10.88	1:10.69 [5]	0:56.54 [9]	0:45.66 [8]	0:34.55 [8]	0:23.52 [7]	0:12.20 [8]	0.22L	0:34.55	+0
		Martin Harley		1000m	1000m	(0:14.15)	(0:10.88)	(0:11.11)	(0:11.03)	(0:11.32)	(0:12.20)			
6	17	LI'L WONDER	17	66.9	0:10.96	1:10.71 [6]	0:56.29 [12]	0:45.33 [12]	0:34.36 [10]	0:23.27 [10]	0:12.12 [10]	0.02L	0:34.36	-3
		Vlad Duric		800m	1000m	(0:14.42)	(0:10.96)	(0:10.97)	(0:11.09)	(0:11.15)	(0:12.12)			
7	20	HELLO IN THERE	20	68.5	0:10.90	1:10.95 [7]	0:57.07 [7]	0:46.17 [7]	0:34.99 [7]	0:23.73 [8]	0:12.41 [9]	0.24L	0:34.99	+1
		Jim Byrne		1000m	1000m	(0:13.88)	(0:10.90)	(0:11.18)	(0:11.26)	(0:11.32)	(0:12.41)			
8	9	MORITZ GIRL	9	68.3	0:11.01	1:10.98 [8]	0:56.82 [10]	0:45.81 [10]	0:34.77 [9]	0:23.61 [9]	0:12.51 [6]	0.03L	0:34.77	+2
		Damien Thornton		1000m	1000m	(0:14.16)	(0:11.01)	(0:11.04)	(0:11.16)	(0:11.10)	(0:12.51)			
9	8	WHAT A SHAM	8	69.5	0:10.89	1:11.31 [9]	0:57.75 [5]	0:46.86 [5]	0:35.71 [5]	0:24.36 [5]	0:12.84 [7]	0.33L	0:35.71	+4
		Sean Cormack		Overall	1000m	(0:13.56)	(0:10.89)	(0:11.15)	(0:11.35)	(0:11.52)	(0:12.84)			
10	18	SHAPIN POWER	18	67.4	0:11.01	1:11.36 [10]	0:57.04 [11]	0:46.03 [11]	0:34.83 [12]	0:23.77 [11]	0:12.65 [11]	0.05L	0:34.83	+2
		Kyle Wilson-Taylor		1000m	1000m	(0:14.32)	(0:11.01)	(0:11.20)	(0:11.06)	(0:11.12)	(0:12.65)			

Scratched: Roman Reign (#10), Venturer (#11), Beauty Bound (#16), Laydownlily (#6), Yes To Excess (#12), Polarising (#15), Platinum Lies (#14), Tres Redoute (#7)



Doomben QLD Professional
Race 9: LADBROKES COMMUNITIES Fillies & Mares BENCHMARK 65
Handicap - 1200m
03 April 2024 - 16:34



Track Rating: Good 4, Weather: Fine, Rail Position: +8m

Section	Overall	1000m	800m	600m	400m	200m	Last 600m
Field Times	1:09.56 (0:12.91)	0:56.65 (0:10.72)	0:45.93 (0:11.17)	0:34.76 (0:10.96)	0:23.80 (0:11.26)	0:12.54 (0:12.54)	0:34.76

Rank	TAB	Horse/Jockey	Barrier	Top Speed [km/h]	Fastest Section	Overall	1000m	800m	600m	400m	200m	Margin	Distance Travelled [m]
11	3	EXTESSIVE Andrew Mallyon	3	67.4 1000m	0:10.85 1000m	1:11.38 [11] (0:13.48)	0:57.90 [4] (0:10.85)	0:47.05 [4] (0:11.14)	0:35.91 [4] (0:11.25)	0:24.66 [4] (0:11.61)	0:13.05 [5] (0:13.05)	0.02L	0:35.91 -1
12	13	COASTAL RAIDER Matthew McGuren	13	67.8 1000m	0:11.06 1000m	1:11.52 [12] (0:14.10)	0:57.42 [8] (0:11.06)	0:46.36 [9] (0:11.25)	0:35.11 [11] (0:11.25)	0:23.86 [12] (0:11.19)	0:12.67 [12] (0:12.67)	0.14L	0:35.11 +10

Scratched: Roman Reign (#10), Venturer (#11), Beauty Bound (#16), Laydownlily (#6), Yes To Excess (#12), Polarising (#15), Platinum Lies (#14), Tres Redoute (#7)



Horse/Jockey Name	Typhoon Taavi
Final Rank	1
Fastest Section Time (Section)	0:10.72 (1000m)
Top Speed [km/h] (Section)	70.7 (Overall)
Race State	Finished



Doomben QLD Professional
Race 9: LADBROKES COMMUNITIES Fillies & Mares
BENCHMARK 65 Handicap - 1200m

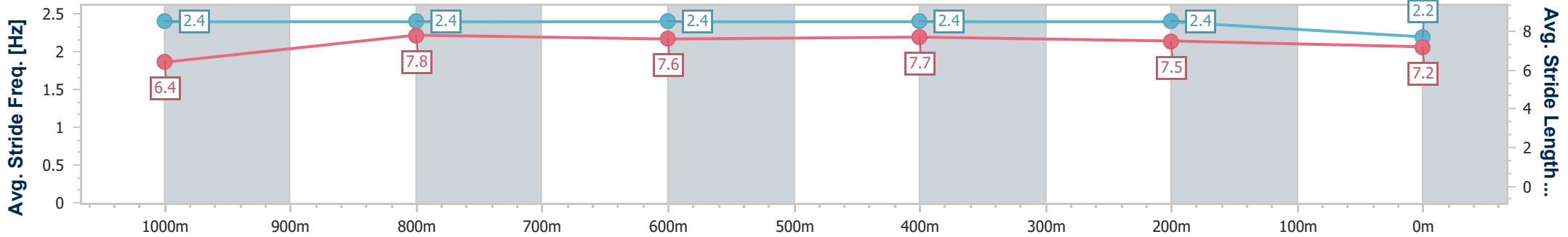
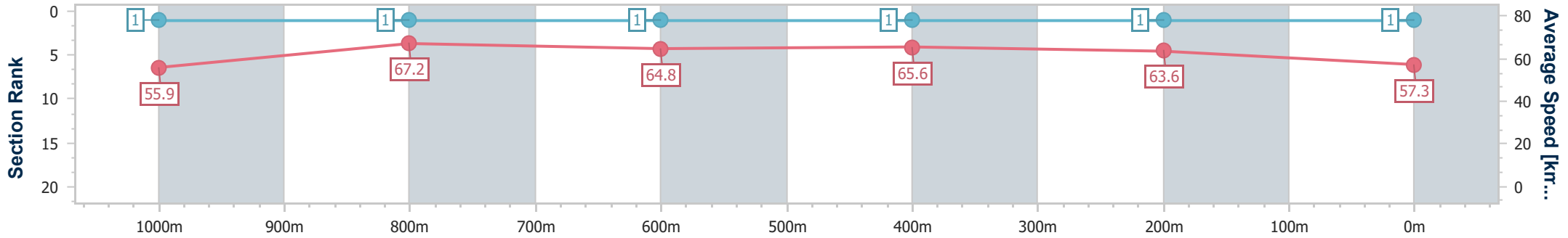
03 April 2024 - 16:34

Track Rating: Good 4, Weather: Fine, Rail Position: +8m



BRISBANE
RACING CLUB

Section	Overall	1000m	800m	600m	400m	200m
Section Times	1:09.56 [1] (0:12.91)	0:56.65 [1] (0:10.72)	0:45.93 [1] (0:11.17)	0:34.76 [1] (0:10.96)	0:23.80 [1] (0:11.26)	0:12.54 [1] (0:12.54)
Average Speed [km/h]	55.9	67.2	64.8	65.6	63.6	57.3
Top Speed [km/h]	70.7	69.9	66.1	67.0	65.0	61.7
Avg. Dist. to Rail [m]	5.0	0.6	0.3	0.6	0.8	0.3
Avg. Stride Freq. [Hz]	2.4	2.4	2.4	2.4	2.4	2.2
Avg. Stride Length [m]	6.4	7.8	7.6	7.7	7.5	7.2



- [] Ranking at each section and finish
- .-.- No data available at this section
- NA No data available



Horse/Jockey Name	Helikedempretty
Final Rank	2
Fastest Section Time (Section)	0:10.64 (1000m)
Top Speed [km/h] (Section)	69.0 (1000m)
Race State	Finished



Doomben QLD Professional
Race 9: LADBROKES COMMUNITIES Fillies & Mares
BENCHMARK 65 Handicap - 1200m

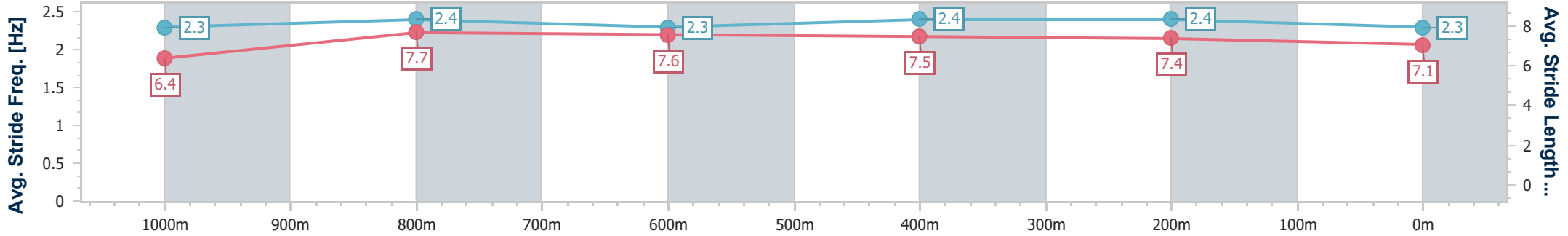
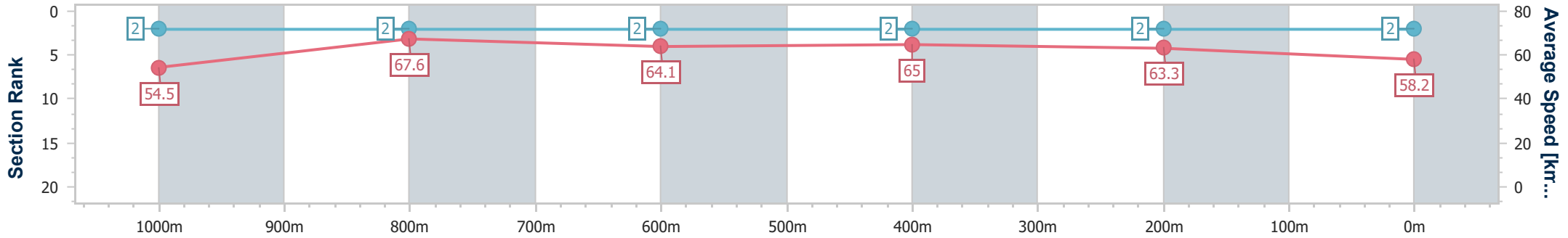
03 April 2024 - 16:34

Track Rating: Good 4, Weather: Fine, Rail Position: +8m



BRISBANE
RACING CLUB

Section	Overall	1000m	800m	600m	400m	200m
Section Times	1:09.84 [2] (0:13.21)	0:56.63 [2] (0:10.64)	0:45.99 [2] (0:11.25)	0:34.74 [2] (0:11.01)	0:23.73 [2] (0:11.34)	0:12.39 [2] (0:12.39)
Average Speed [km/h]	54.5	67.6	64.1	65.0	63.3	58.2
Top Speed [km/h]	68.7	69.0	65.3	65.9	64.7	61.8
Avg. Dist. to Rail [m]	1.5	0.6	0.3	0.7	0.9	0.4
Avg. Stride Freq. [Hz]	2.3	2.4	2.3	2.4	2.4	2.3
Avg. Stride Length [m]	6.4	7.7	7.6	7.5	7.4	7.1



- [] Ranking at each section and finish
- .-.- No data available at this section
- NA No data available



Horse/Jockey Name	Kitri
Final Rank	3
Fastest Section Time (Section)	0:10.82 (1000m)
Top Speed [km/h] (Section)	67.8 (1000m)
Race State	Finished

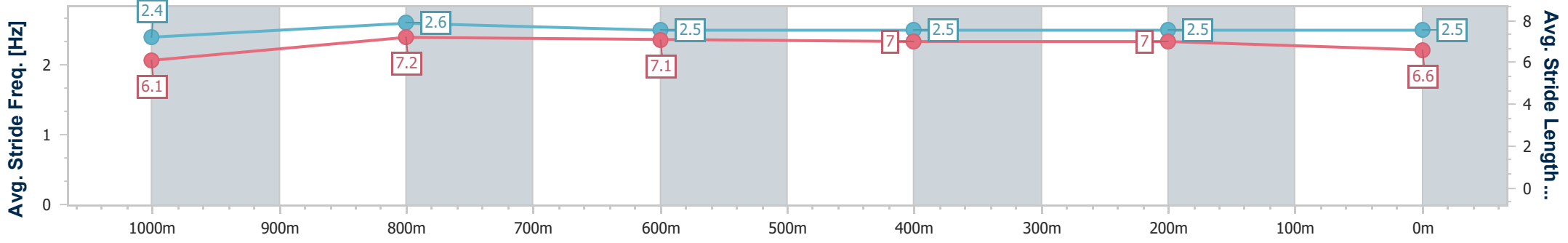
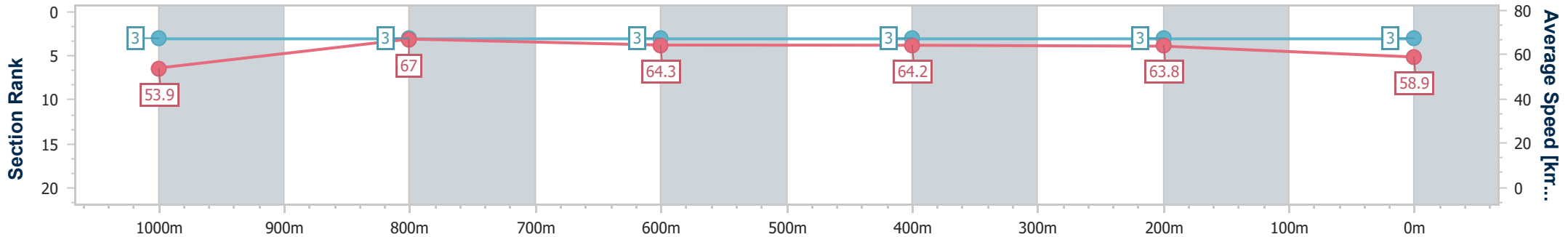


Doomben QLD Professional
Race 9: LADBROKES COMMUNITIES Fillies & Mares
BENCHMARK 65 Handicap - 1200m
 03 April 2024 - 16:34
 Track Rating: Good 4, Weather: Fine, Rail Position: +8m



BRISBANE
RACING CLUB

Section	Overall	1000m	800m	600m	400m	200m
Section Times	1:10.06 [3] (0:13.35)	0:56.71 [3] (0:10.82)	0:45.89 [3] (0:11.22)	0:34.67 [3] (0:11.18)	0:23.49 [3] (0:11.29)	0:12.20 [3] (0:12.20)
Average Speed [km/h]	53.9	67.0	64.3	64.2	63.8	58.9
Top Speed [km/h]	67.8	67.8	65.7	65.6	64.6	62.0
Avg. Dist. to Rail [m]	2.9	1.5	0.6	0.3	1.1	1.9
Avg. Stride Freq. [Hz]	2.4	2.6	2.5	2.5	2.5	2.5
Avg. Stride Length [m]	6.1	7.2	7.1	7.0	7.0	6.6



- [] Ranking at each section and finish
- .-.- No data available at this section
- NA No data available



Horse/Jockey Name	I Am Takingthelot
Final Rank	4
Fastest Section Time (Section)	0:10.89 (1000m)
Top Speed [km/h] (Section)	67.5 (1000m)
Race State	Finished



Doomben QLD Professional
Race 9: LADBROKES COMMUNITIES Fillies & Mares
BENCHMARK 65 Handicap - 1200m

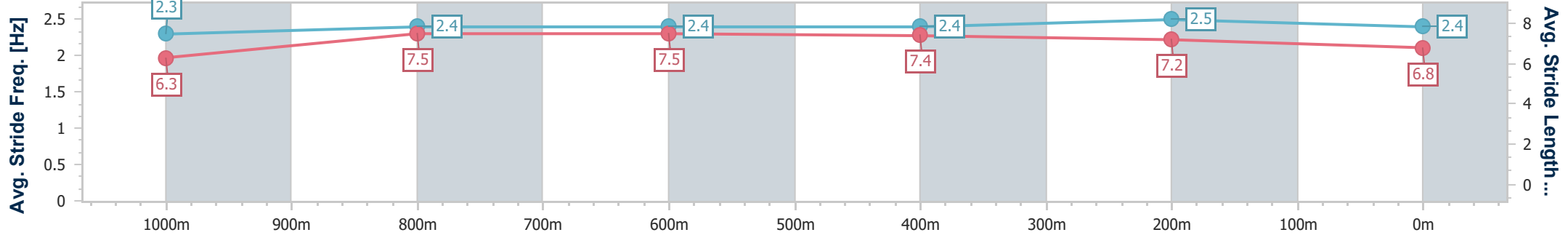
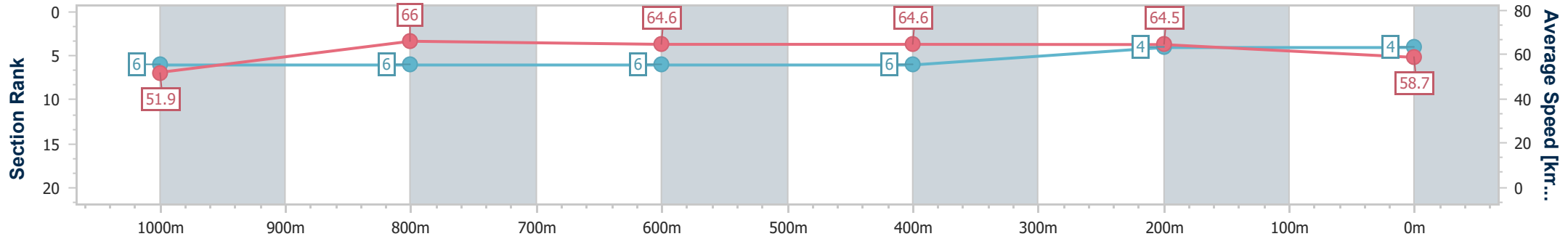
03 April 2024 - 16:34

Track Rating: Good 4, Weather: Fine, Rail Position: +8m



BRISBANE
RACING CLUB

Section	Overall	1000m	800m	600m	400m	200m
Section Times	1:10.47 [4] (0:13.87)	0:56.60 [6] (0:10.89)	0:45.71 [6] (0:11.16)	0:34.55 [6] (0:11.14)	0:23.41 [6] (0:11.13)	0:12.28 [4] (0:12.28)
Average Speed [km/h]	51.9	66.0	64.6	64.6	64.5	58.7
Top Speed [km/h]	67.5	67.5	65.6	65.8	65.8	62.2
Avg. Dist. to Rail [m]	2.4	0.5	0.2	0.6	2.2	2.2
Avg. Stride Freq. [Hz]	2.3	2.4	2.4	2.4	2.5	2.4
Avg. Stride Length [m]	6.3	7.5	7.5	7.4	7.2	6.8



- [] Ranking at each section and finish
- .-.- No data available at this section
- NA No data available



Horse/Jockey Name	Jealous
Final Rank	5
Fastest Section Time (Section)	0:10.88 (1000m)
Top Speed [km/h] (Section)	68.4 (1000m)
Race State	Finished



Doomben QLD Professional
Race 9: LADBROKES COMMUNITIES Fillies & Mares
BENCHMARK 65 Handicap - 1200m

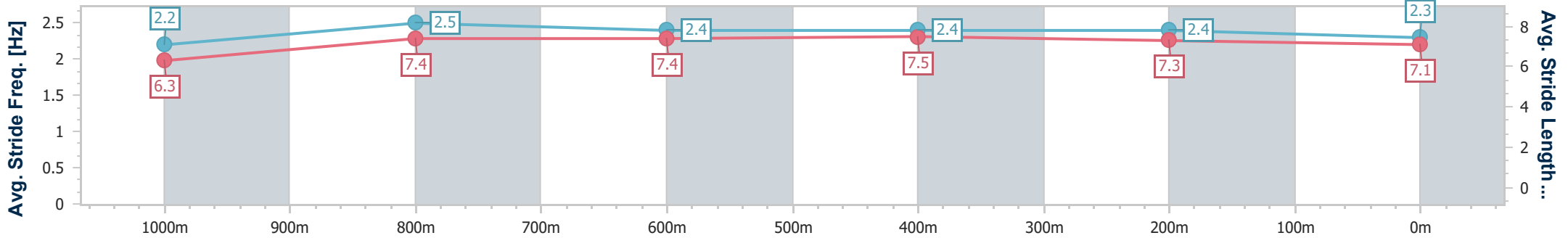
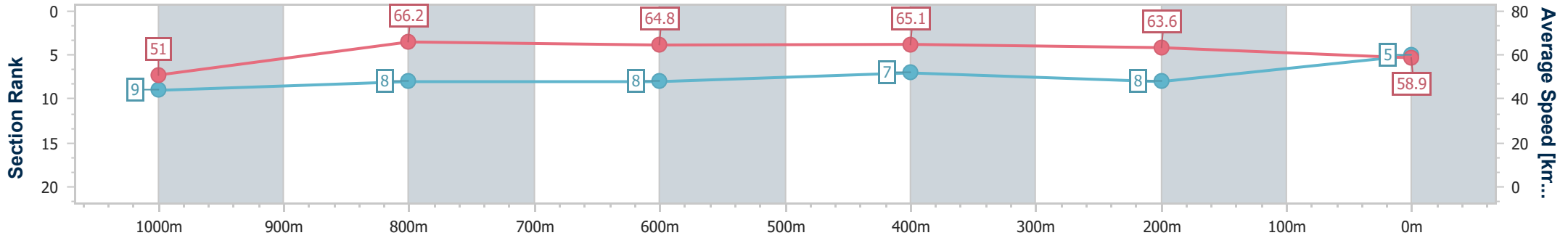
03 April 2024 - 16:34

Track Rating: Good 4, Weather: Fine, Rail Position: +8m



BRISBANE
RACING CLUB

Section	Overall	1000m	800m	600m	400m	200m
Section Times	1:10.69 [5] (0:14.15)	0:56.54 [9] (0:10.88)	0:45.66 [8] (0:11.11)	0:34.55 [8] (0:11.03)	0:23.52 [7] (0:11.32)	0:12.20 [8] (0:12.20)
Average Speed [km/h]	51.0	66.2	64.8	65.1	63.6	58.9
Top Speed [km/h]	67.7	68.4	66.9	67.4	65.1	62.4
Avg. Dist. to Rail [m]	2.9	0.6	0.3	0.7	1.6	2.9
Avg. Stride Freq. [Hz]	2.2	2.5	2.4	2.4	2.4	2.3
Avg. Stride Length [m]	6.3	7.4	7.4	7.5	7.3	7.1



- [] Ranking at each section and finish
- .-.- No data available at this section
- NA No data available



Horse/Jockey Name	Li'l Wonder
Final Rank	6
Fastest Section Time (Section)	0:10.96 (1000m)
Top Speed [km/h] (Section)	66.9 (800m)
Race State	Finished



Doomben QLD Professional
Race 9: LADBROKES COMMUNITIES Fillies & Mares
BENCHMARK 65 Handicap - 1200m

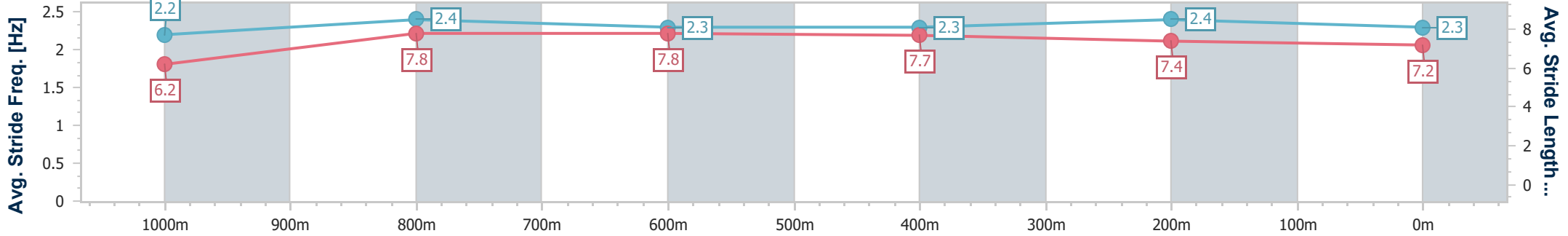
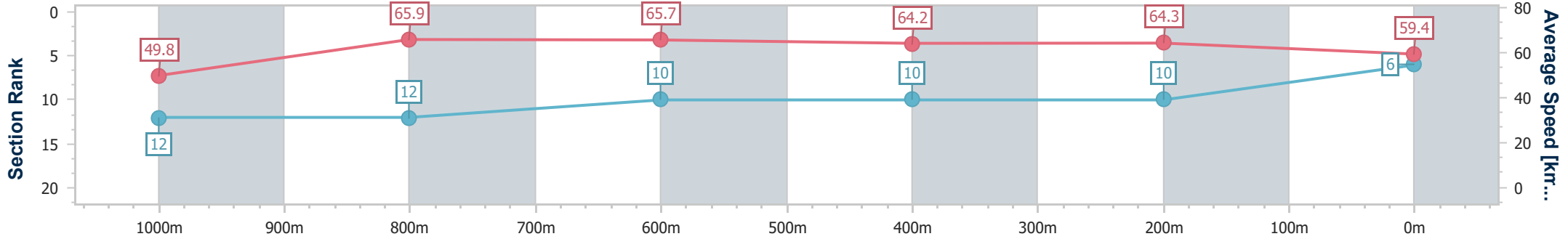
03 April 2024 - 16:34

Track Rating: Good 4, Weather: Fine, Rail Position: +8m



BRISBANE
RACING CLUB

Section	Overall	1000m	800m	600m	400m	200m
Section Times	1:10.71 [6] (0:14.42)	0:56.29 [12] (0:10.96)	0:45.33 [12] (0:10.97)	0:34.36 [10] (0:11.09)	0:23.27 [10] (0:11.15)	0:12.12 [10] (0:12.12)
Average Speed [km/h]	49.8	65.9	65.7	64.2	64.3	59.4
Top Speed [km/h]	65.0	66.8	66.9	65.8	65.1	63.8
Avg. Dist. to Rail [m]	3.2	0.3	0.5	1.8	1.5	1.0
Avg. Stride Freq. [Hz]	2.2	2.4	2.3	2.3	2.4	2.3
Avg. Stride Length [m]	6.2	7.8	7.8	7.7	7.4	7.2



- [] Ranking at each section and finish
- .-.- No data available at this section
- NA No data available



Horse/Jockey Name	Hello In There
Final Rank	7
Fastest Section Time (Section)	0:10.90 (1000m)
Top Speed [km/h] (Section)	68.5 (1000m)
Race State	Finished

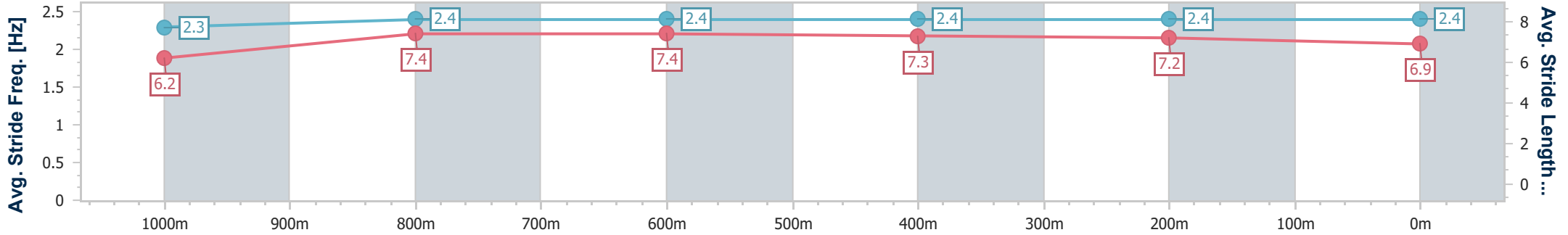
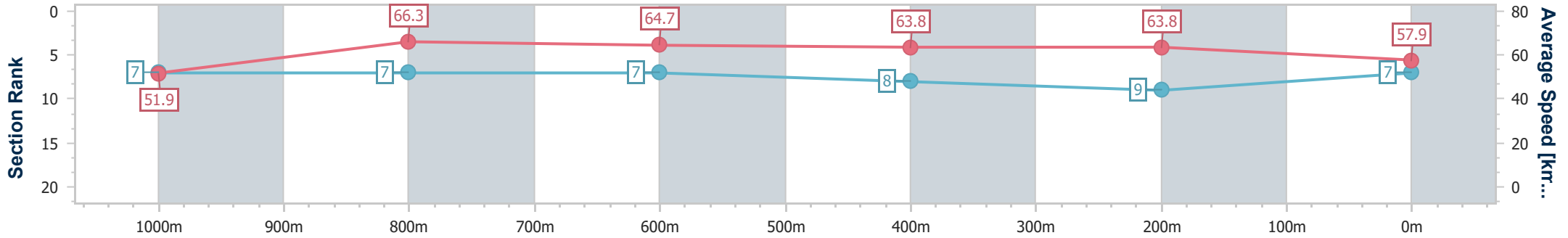


Doomben QLD Professional
Race 9: LADBROKES COMMUNITIES Fillies & Mares
BENCHMARK 65 Handicap - 1200m
 03 April 2024 - 16:34
 Track Rating: Good 4, Weather: Fine, Rail Position: +8m



BRISBANE
RACING CLUB

Section	Overall	1000m	800m	600m	400m	200m
Section Times	1:10.95 [7] (0:13.88)	0:57.07 [7] (0:10.90)	0:46.17 [7] (0:11.18)	0:34.99 [7] (0:11.26)	0:23.73 [8] (0:11.32)	0:12.41 [9] (0:12.41)
Average Speed [km/h]	51.9	66.3	64.7	63.8	63.8	57.9
Top Speed [km/h]	67.1	68.5	66.0	66.1	65.3	61.8
Avg. Dist. to Rail [m]	1.6	1.5	0.8	0.4	0.8	2.8
Avg. Stride Freq. [Hz]	2.3	2.4	2.4	2.4	2.4	2.4
Avg. Stride Length [m]	6.2	7.4	7.4	7.3	7.2	6.9



- [] Ranking at each section and finish
- .-.- No data available at this section
- NA No data available



Horse/Jockey Name	Moritz Girl
Final Rank	8
Fastest Section Time (Section)	0:11.01 (1000m)
Top Speed [km/h] (Section)	68.3 (1000m)
Race State	Finished

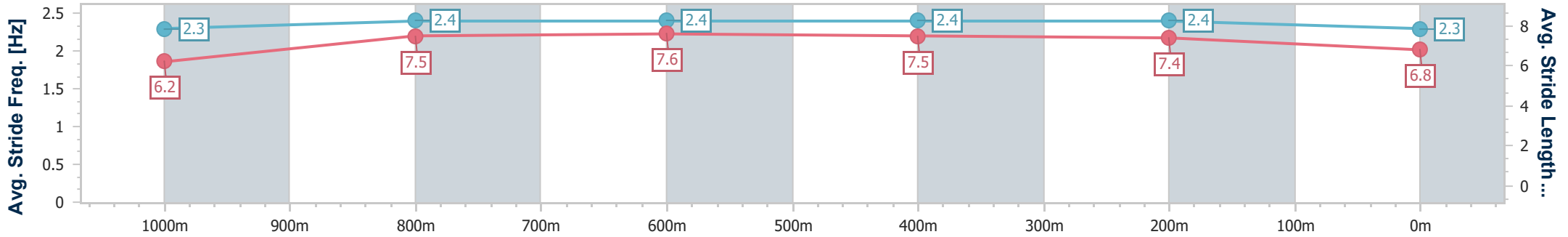
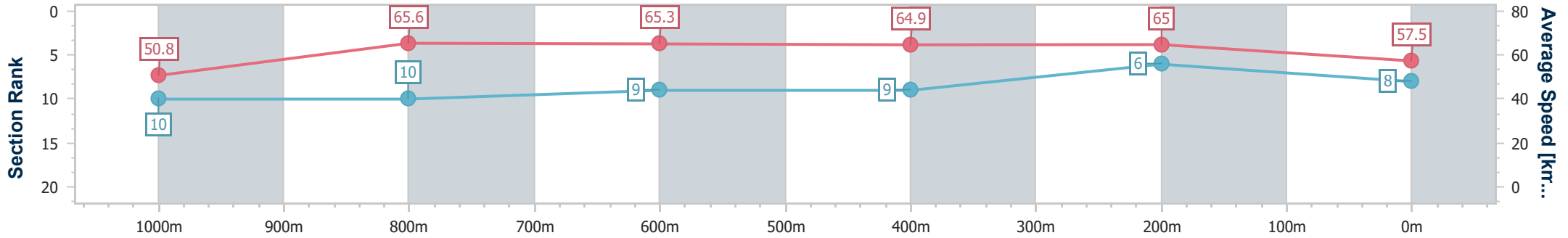


Doomben QLD Professional
Race 9: LADBROKES COMMUNITIES Fillies & Mares
BENCHMARK 65 Handicap - 1200m
 03 April 2024 - 16:34
 Track Rating: Good 4, Weather: Fine, Rail Position: +8m



BRISBANE
RACING CLUB

Section	Overall	1000m	800m	600m	400m	200m
Section Times	1:10.98 [8] (0:14.16)	0:56.82 [10] (0:11.01)	0:45.81 [10] (0:11.04)	0:34.77 [9] (0:11.16)	0:23.61 [9] (0:11.10)	0:12.51 [6] (0:12.51)
Average Speed [km/h]	50.8	65.6	65.3	64.9	65.0	57.5
Top Speed [km/h]	66.1	68.3	66.2	66.2	66.5	63.1
Avg. Dist. to Rail [m]	5.3	1.3	0.5	0.5	4.0	6.0
Avg. Stride Freq. [Hz]	2.3	2.4	2.4	2.4	2.4	2.3
Avg. Stride Length [m]	6.2	7.5	7.6	7.5	7.4	6.8



- [] Ranking at each section and finish
- .-.- No data available at this section
- NA No data available



Horse/Jockey Name	What A Sham
Final Rank	9
Fastest Section Time (Section)	0:10.89 (1000m)
Top Speed [km/h] (Section)	69.5 (Overall)
Race State	Finished



Doomben QLD Professional
Race 9: LADBROKES COMMUNITIES Fillies & Mares
BENCHMARK 65 Handicap - 1200m

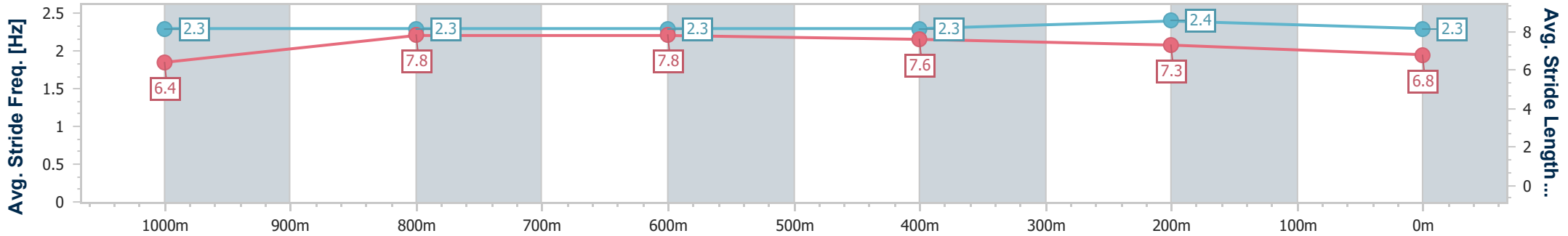
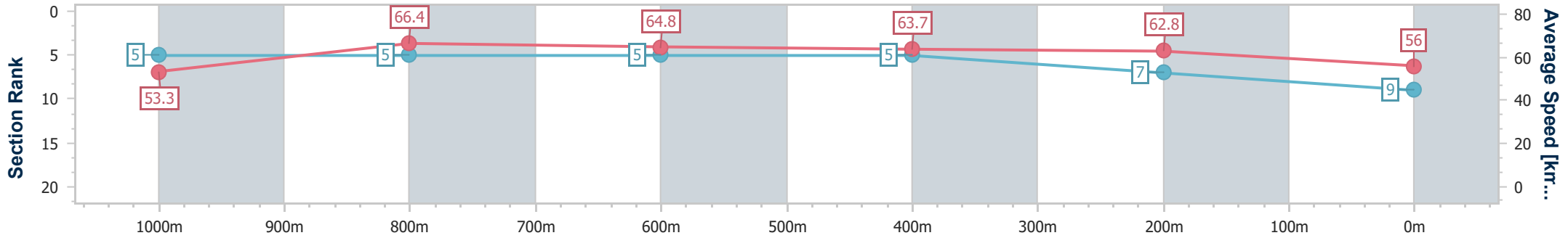
03 April 2024 - 16:34

Track Rating: Good 4, Weather: Fine, Rail Position: +8m



BRISBANE
RACING CLUB

Section	Overall	1000m	800m	600m	400m	200m
Section Times	1:11.31 [9] (0:13.56)	0:57.75 [5] (0:10.89)	0:46.86 [5] (0:11.15)	0:35.71 [5] (0:11.35)	0:24.36 [5] (0:11.52)	0:12.84 [7] (0:12.84)
Average Speed [km/h]	53.3	66.4	64.8	63.7	62.8	56.0
Top Speed [km/h]	69.5	67.3	66.2	65.2	65.0	60.6
Avg. Dist. to Rail [m]	0.7	1.6	1.0	0.7	2.5	4.9
Avg. Stride Freq. [Hz]	2.3	2.3	2.3	2.3	2.4	2.3
Avg. Stride Length [m]	6.4	7.8	7.8	7.6	7.3	6.8



- [] Ranking at each section and finish
- .-.- No data available at this section
- NA No data available



Horse/Jockey Name	Shapin Power
Final Rank	10
Fastest Section Time (Section)	0:11.01 (1000m)
Top Speed [km/h] (Section)	67.4 (1000m)
Race State	Finished



Doomben QLD Professional
Race 9: LADBROKES COMMUNITIES Fillies & Mares
BENCHMARK 65 Handicap - 1200m

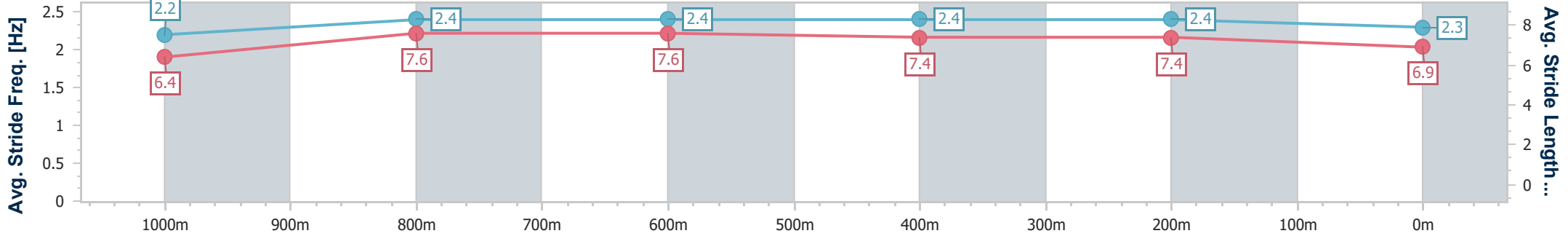
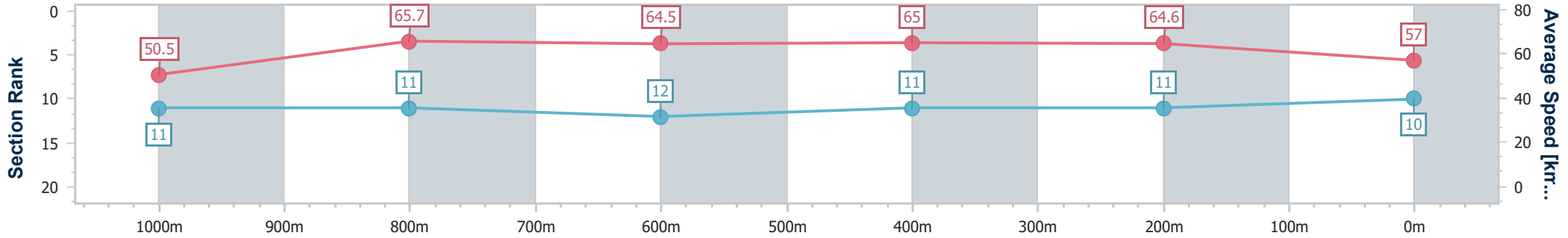
03 April 2024 - 16:34

Track Rating: Good 4, Weather: Fine, Rail Position: +8m



BRISBANE
RACING CLUB

Section	Overall	1000m	800m	600m	400m	200m
Section Times	1:11.36 [10] (0:14.32)	0:57.04 [11] (0:11.01)	0:46.03 [11] (0:11.20)	0:34.83 [12] (0:11.06)	0:23.77 [11] (0:11.12)	0:12.65 [11] (0:12.65)
Average Speed [km/h]	50.5	65.7	64.5	65.0	64.6	57.0
Top Speed [km/h]	65.3	67.4	65.6	65.4	66.1	61.8
Avg. Dist. to Rail [m]	5.2	1.8	0.9	0.3	2.4	5.7
Avg. Stride Freq. [Hz]	2.2	2.4	2.4	2.4	2.4	2.3
Avg. Stride Length [m]	6.4	7.6	7.6	7.4	7.4	6.9



- [] Ranking at each section and finish
- .-.- No data available at this section
- NA No data available



Horse/Jockey Name	Extensive
Final Rank	11
Fastest Section Time (Section)	0:10.85 (1000m)
Top Speed [km/h] (Section)	67.4 (1000m)
Race State	Finished



Doomben QLD Professional
 Race 9: LADBROKES COMMUNITIES Fillies & Mares
 BENCHMARK 65 Handicap - 1200m

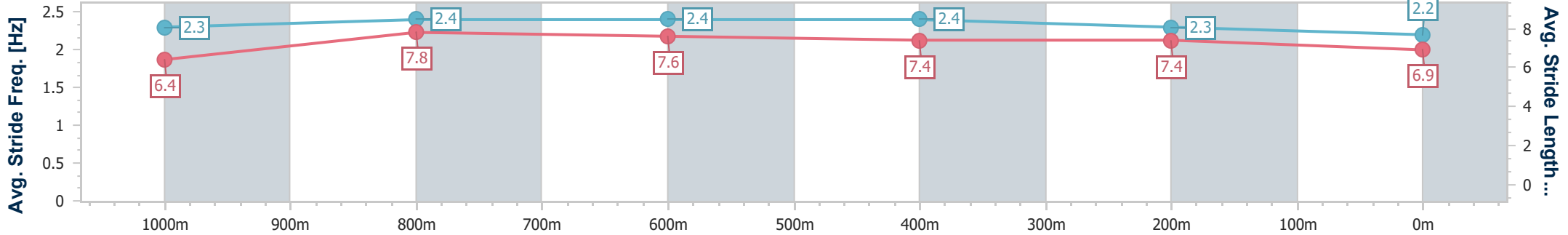
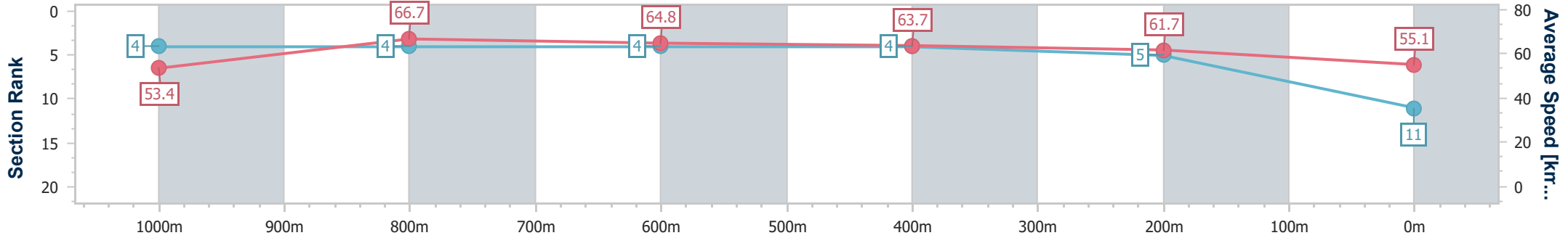
03 April 2024 - 16:34

Track Rating: Good 4, Weather: Fine, Rail Position: +8m



BRISBANE
RACING CLUB

Section	Overall	1000m	800m	600m	400m	200m
Section Times	1:11.38 [11] (0:13.48)	0:57.90 [4] (0:10.85)	0:47.05 [4] (0:11.14)	0:35.91 [4] (0:11.25)	0:24.66 [4] (0:11.61)	0:13.05 [5] (0:13.05)
Average Speed [km/h]	53.4	66.7	64.8	63.7	61.7	55.1
Top Speed [km/h]	66.6	67.4	66.6	65.1	63.0	59.7
Avg. Dist. to Rail [m]	0.6	0.7	0.8	1.0	1.5	0.8
Avg. Stride Freq. [Hz]	2.3	2.4	2.4	2.4	2.3	2.2
Avg. Stride Length [m]	6.4	7.8	7.6	7.4	7.4	6.9



- [] Ranking at each section and finish
- .-.- No data available at this section
- NA No data available



Horse/Jockey Name	Coastal Raider
Final Rank	12
Fastest Section Time (Section)	0:11.06 (1000m)
Top Speed [km/h] (Section)	67.8 (1000m)
Race State	Finished



Doomben QLD Professional
 Race 9: LADBROKES COMMUNITIES Fillies & Mares
 BENCHMARK 65 Handicap - 1200m

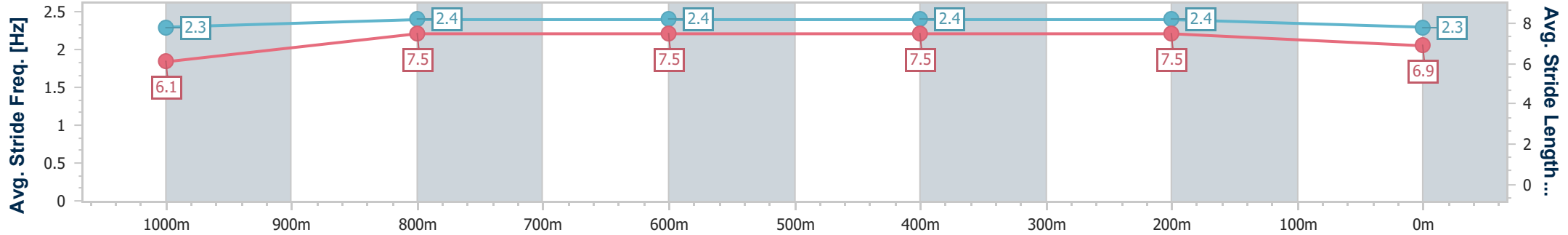
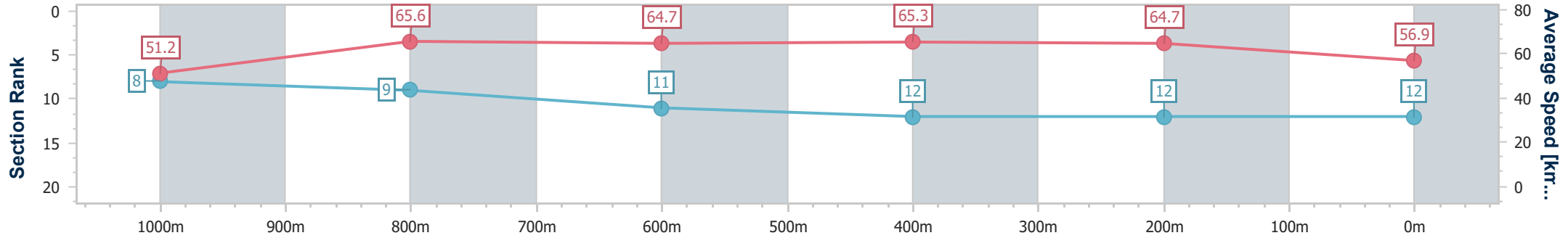
03 April 2024 - 16:34

Track Rating: Good 4, Weather: Fine, Rail Position: +8m



BRISBANE
 RACING CLUB

Section	Overall	1000m	800m	600m	400m	200m
Section Times	1:11.52 [12] (0:14.10)	0:57.42 [8] (0:11.06)	0:46.36 [9] (0:11.25)	0:35.11 [11] (0:11.25)	0:23.86 [12] (0:11.19)	0:12.67 [12] (0:12.67)
Average Speed [km/h]	51.2	65.6	64.7	65.3	64.7	56.9
Top Speed [km/h]	66.2	67.8	65.7	66.3	65.9	61.9
Avg. Dist. to Rail [m]	6.7	2.6	2.4	3.6	4.9	7.7
Avg. Stride Freq. [Hz]	2.3	2.4	2.4	2.4	2.4	2.3
Avg. Stride Length [m]	6.1	7.5	7.5	7.5	7.5	6.9



- [] Ranking at each section and finish
- .-.- No data available at this section
- NA No data available