



Townsville QLD Professional

Race 7: MITAVITE Class 1 Handicap - 1200m



04 April 2024 - 16:21

Track Rating: Soft 5, Weather: Fine, Rail Position: +4.0m 1000m-W.P; +0.5m Remainder

Section												Last 600m		
Field Times		Overall	1000m	800m	600m	400m	200m						0:34.70	
		1:09.83 (0:13.67)	0:56.16 (0:10.79)	0:45.37 (0:10.67)	0:34.70 (0:11.20)	0:23.50 (0:11.46)	0:12.04 (0:12.04)							
Rank	TAB	Horse/Jockey	Barrier	Top Speed [km/h]	Fastest Section							Margin	Distance Travelled [m]	
1	10	AOLANI Gabrielle Semmens	10	67.6 1000m	0:10.87 800m	1:09.83 [1] (0:13.67)	0:56.16 [1] (0:10.97)	0:45.19 [3] (0:10.87)	0:34.32 [3] (0:11.05)	0:23.27 [3] (0:11.31)	0:11.96 [2] (0:11.96)	1:09.83	0:34.32	
2	4	LET'S ROLL Adam Sewell	4	68.8 800m	0:10.74 800m	1:09.89 [2] (0:13.68)	0:56.21 [2] (0:10.88)	0:45.33 [2] (0:10.74)	0:34.59 [2] (0:11.11)	0:23.48 [2] (0:11.38)	0:12.10 [1] (0:12.10)	0.4L	0:34.59	-6
3	11	MISS SHALAA Jackson Murphy	11	68.2 800m	0:10.73 800m	1:10.20 [3] (0:13.86)	0:56.34 [5] (0:11.03)	0:45.31 [5] (0:10.73)	0:34.58 [4] (0:11.06)	0:23.52 [4] (0:11.45)	0:12.07 [4] (0:12.07)	2.22L	0:34.58	-3
4	12	TENNAGAIN Chris Whiteley	12	68.8 1000m	0:10.84 800m	1:10.21 [4] (0:13.93)	0:56.28 [6] (0:10.95)	0:45.33 [4] (0:10.84)	0:34.49 [5] (0:11.23)	0:23.26 [6] (0:11.22)	0:12.04 [5] (0:12.04)	2.26L	0:34.49	+2
5	6	ELLIE'S DREAM Adrian Layt	6	69.0 800m	0:10.65 800m	1:10.28 [5] (0:14.29)	0:55.99 [10] (0:11.07)	0:44.92 [10] (0:10.65)	0:34.27 [9] (0:10.96)	0:23.31 [7] (0:11.20)	0:12.11 [6] (0:12.11)	2.65L	0:34.27	+0
6	7	EMATHION Luke Tarrant	7	67.6 800m	0:10.74 800m	1:10.38 [6] (0:14.22)	0:56.16 [9] (0:11.05)	0:45.11 [8] (0:10.74)	0:34.37 [8] (0:11.05)	0:23.32 [9] (0:11.25)	0:12.07 [7] (0:12.07)	3.25L	0:34.37	-3
7	2	HEZABUSYBEE Ashley Butler	2	68.7 800m	0:10.67 800m	1:10.52 [7] (0:14.68)	0:55.84 [13] (0:10.93)	0:44.91 [12] (0:10.67)	0:34.24 [12] (0:11.03)	0:23.21 [12] (0:11.18)	0:12.03 [10] (0:12.03)	4.07L	0:34.24	-1
8	9	WICKLOW LASS Isabella Teh	9	70.4 1000m	0:10.65 1000m	1:10.67 [8] (0:13.81)	0:56.86 [3] (0:10.65)	0:46.21 [1] (0:10.67)	0:35.54 [1] (0:11.20)	0:24.34 [1] (0:11.73)	0:12.61 [3] (0:12.61)	4.98L	0:35.54	+3
9	3	MAMA'S MAN Nathan Thomas	3	68.7 1000m	0:10.71 800m	1:10.84 [9] (0:14.10)	0:56.74 [7] (0:11.09)	0:45.65 [7] (0:10.71)	0:34.94 [7] (0:11.12)	0:23.82 [8] (0:11.45)	0:12.37 [9] (0:12.37)	5.97L	0:34.94	+4
10	1	BOLD FEELING Lacey Morrison	1	67.2 800m	0:10.83 800m	1:10.86 [10] (0:13.82)	0:57.04 [4] (0:11.14)	0:45.90 [6] (0:10.83)	0:35.07 [6] (0:11.12)	0:23.95 [5] (0:11.42)	0:12.53 [8] (0:12.53)	6.1L	0:35.07	+0

Scratched: Mishani Patriot (#15), Volarchi (#8)



Townsville QLD Professional

Race 7: MITAVITE Class 1 Handicap - 1200m

04 April 2024 - 16:21



Track Rating: Soft 5, Weather: Fine, Rail Position: +4.0m 1000m-W.P; +0.5m Remainder

Section		Overall	1000m	800m	600m	400m	200m	Last 600m					
Field Times		1:09.83 (0:13.67)	0:56.16 (0:10.79)	0:45.37 (0:10.67)	0:34.70 (0:11.20)	0:23.50 (0:11.46)	0:12.04 (0:12.04)	0:34.70					
Rank	TAB Horse/Jockey	Barrier	Top Speed [km/h]	Fastest Section	Margin							Distance Travelled [m]	
11	13 MAKANUI Scott Sheargold	13	68.7 800m	0:10.77 800m	1:10.96 [11] (0:14.17)	0:56.79 [8] (0:11.14)	0:45.65 [9] (0:10.77)	0:34.88 [10] (0:11.08)	0:23.80 [10] (0:11.39)	0:12.41 [11] (0:12.41)	6.7L	0:34.88	+8
12	14 HEADLANDER Denicious Smith	14	68.8 800m	0:10.68 800m	1:11.00 [12] (0:14.37)	0:56.63 [11] (0:11.24)	0:45.39 [13] (0:10.68)	0:34.71 [13] (0:11.10)	0:23.61 [13] (0:11.44)	0:12.17 [13] (0:12.17)	6.91L	0:34.71	+6
13	5 OH MY HAT Tessa Townsend	5	69.1 800m	0:10.64 800m	1:11.13 [13] (0:14.46)	0:56.67 [12] (0:11.11)	0:45.56 [11] (0:10.64)	0:34.92 [11] (0:11.10)	0:23.82 [11] (0:11.42)	0:12.40 [12] (0:12.40)	7.68L	0:34.92	+8

Scratched: Mishani Patriot (#15), Volarchi (#8)

[] Ranking at each section and finish
 -:-:- No data available at this section
 NA No data available

SCN Saddle cloth number
 DNF Did not finish
 DNT Did not track



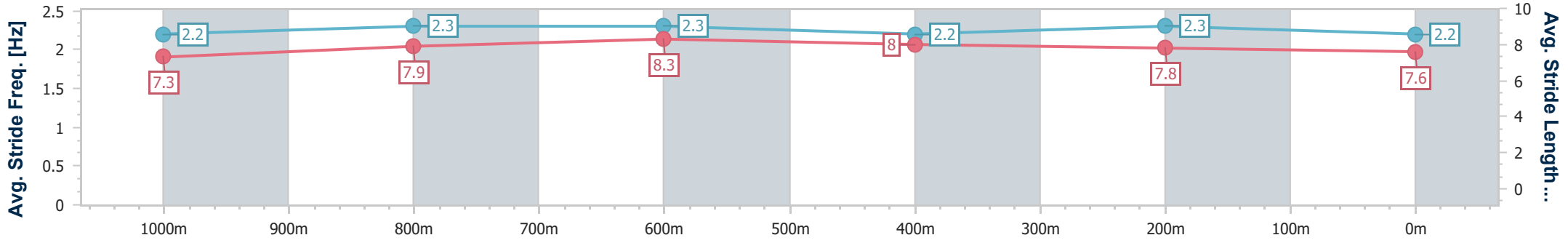
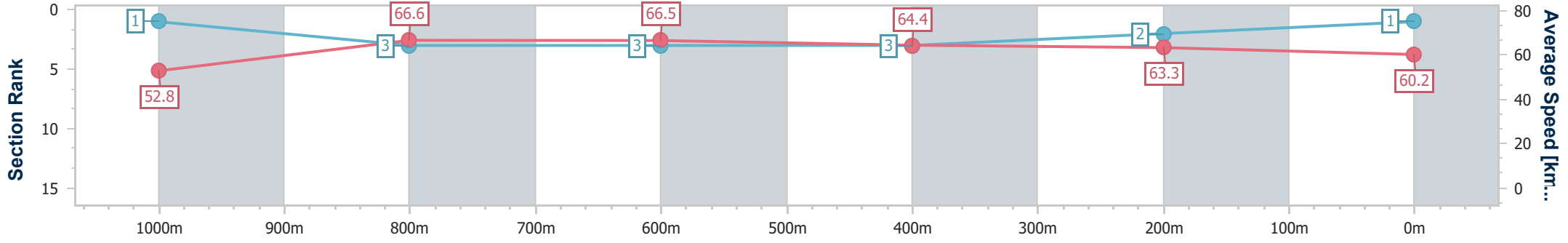
Horse/Jockey Name	Aolani
Final Rank	1
Fastest Section Time (Section)	0:10.87 (800m)
Top Speed [km/h] (Section)	67.6 (1000m)
Race State	Finished



Townsville QLD Professional
Race 7: MITAVITE Class 1 Handicap - 1200m
04 April 2024 - 16:21
**Track Rating: Soft 5, Weather: Fine, Rail Position: +4.0m 1000m-
 W.P; +0.5m Remainder**



Section	Overall	1000m	800m	600m	400m	200m
Section Times	1:09.83 [1] (0:13.67)	0:56.16 [1] (0:10.97)	0:45.19 [3] (0:10.87)	0:34.32 [3] (0:11.05)	0:23.27 [3] (0:11.31)	0:11.96 [2] (0:11.96)
Average Speed [km/h]	52.8	66.6	66.5	64.4	63.3	60.2
Top Speed [km/h]	67.6	67.6	67.3	65.4	64.7	62.8
Avg. Dist. to Rail [m]	9.5	3.5	1.2	2.5	1.1	1.7
Avg. Stride Freq. [Hz]	2.2	2.3	2.3	2.2	2.3	2.2
Avg. Stride Length [m]	7.3	7.9	8.3	8.0	7.8	7.6



- [] Ranking at each section and finish
- .-.- No data available at this section
- NA No data available



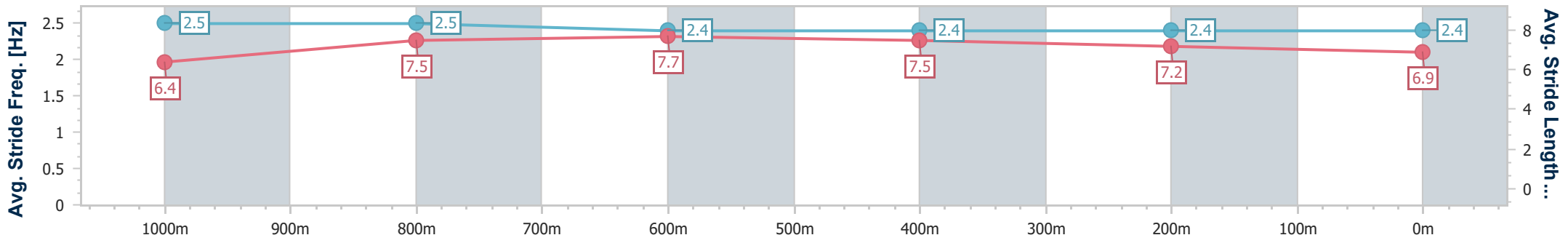
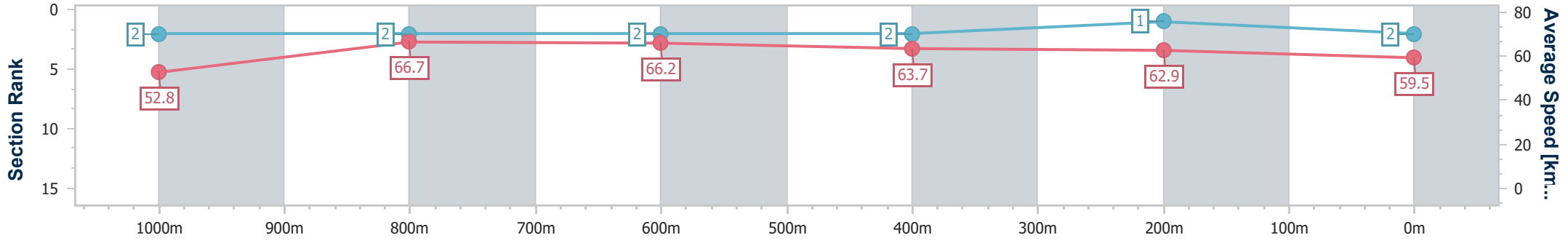
Horse/Jockey Name	Let's Roll
Final Rank	2
Fastest Section Time (Section)	0:10.74 (800m)
Top Speed [km/h] (Section)	68.8 (800m)
Race State	Finished



Townsville QLD Professional
Race 7: MITAVITE Class 1 Handicap - 1200m
04 April 2024 - 16:21
**Track Rating: Soft 5, Weather: Fine, Rail Position: +4.0m 1000m-
 W.P; +0.5m Remainder**



Section	Overall	1000m	800m	600m	400m	200m
Section Times	1:09.89 [2] (0:13.68)	0:56.21 [2] (0:10.88)	0:45.33 [2] (0:10.74)	0:34.59 [2] (0:11.11)	0:23.48 [2] (0:11.38)	0:12.10 [1] (0:12.10)
Average Speed [km/h]	52.8	66.7	66.2	63.7	62.9	59.5
Top Speed [km/h]	64.7	68.7	68.8	65.0	64.0	63.0
Avg. Dist. to Rail [m]	8.4	1.3	2.5	3.3	0.8	1.3
Avg. Stride Freq. [Hz]	2.5	2.5	2.4	2.4	2.4	2.4
Avg. Stride Length [m]	6.4	7.5	7.7	7.5	7.2	6.9



- [] Ranking at each section and finish
- .-.- No data available at this section
- NA No data available



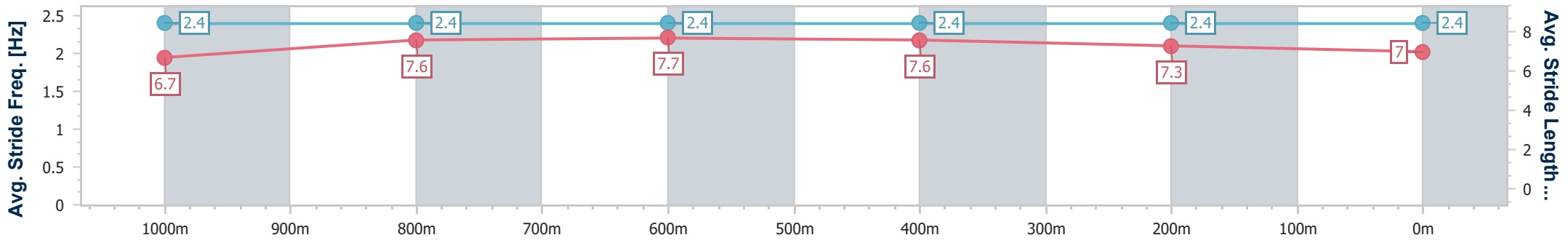
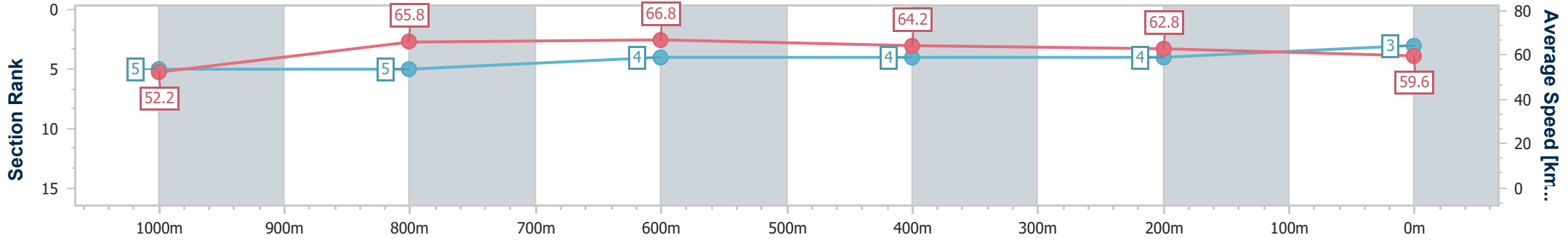
Horse/Jockey Name	Miss Shalaa
Final Rank	3
Fastest Section Time (Section)	0:10.73 (800m)
Top Speed [km/h] (Section)	68.2 (800m)
Race State	Finished



Townsville QLD Professional
Race 7: MITAVITE Class 1 Handicap - 1200m
04 April 2024 - 16:21
**Track Rating: Soft 5, Weather: Fine, Rail Position: +4.0m 1000m-
 W.P; +0.5m Remainder**



Section	Overall	1000m	800m	600m	400m	200m
Section Times	1:10.20 [3] (0:13.86)	0:56.34 [5] (0:11.03)	0:45.31 [5] (0:10.73)	0:34.58 [4] (0:11.06)	0:23.52 [4] (0:11.45)	0:12.07 [4] (0:12.07)
Average Speed [km/h]	52.2	65.8	66.8	64.2	62.8	59.6
Top Speed [km/h]	65.1	68.1	68.2	65.4	63.7	62.7
Avg. Dist. to Rail [m]	6.5	2.1	1.4	2.6	1.4	3.9
Avg. Stride Freq. [Hz]	2.4	2.4	2.4	2.4	2.4	2.4
Avg. Stride Length [m]	6.7	7.6	7.7	7.6	7.3	7.0



- [] Ranking at each section and finish
- .-.- No data available at this section
- NA No data available



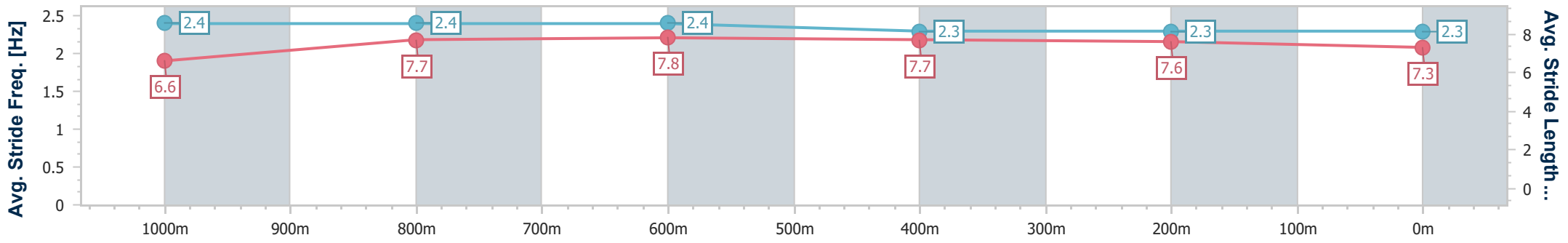
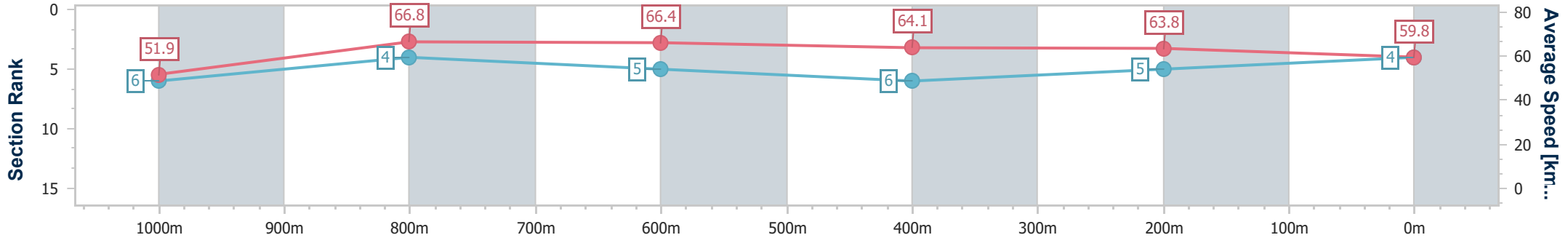
Horse/Jockey Name	Tennagain
Final Rank	4
Fastest Section Time (Section)	0:10.84 (800m)
Top Speed [km/h] (Section)	68.8 (1000m)
Race State	Finished



Townsville QLD Professional
Race 7: MITAVITE Class 1 Handicap - 1200m
04 April 2024 - 16:21
**Track Rating: Soft 5, Weather: Fine, Rail Position: +4.0m 1000m-
 W.P; +0.5m Remainder**



Section	Overall	1000m	800m	600m	400m	200m
Section Times	1:10.21 [4] (0:13.93)	0:56.28 [6] (0:10.95)	0:45.33 [4] (0:10.84)	0:34.49 [5] (0:11.23)	0:23.26 [6] (0:11.22)	0:12.04 [5] (0:12.04)
Average Speed [km/h]	51.9	66.8	66.4	64.1	63.8	59.8
Top Speed [km/h]	66.1	68.8	67.8	65.1	65.4	63.4
Avg. Dist. to Rail [m]	8.1	2.5	0.9	0.8	0.8	2.2
Avg. Stride Freq. [Hz]	2.4	2.4	2.4	2.3	2.3	2.3
Avg. Stride Length [m]	6.6	7.7	7.8	7.7	7.6	7.3



- [] Ranking at each section and finish
- .-.- No data available at this section
- NA No data available



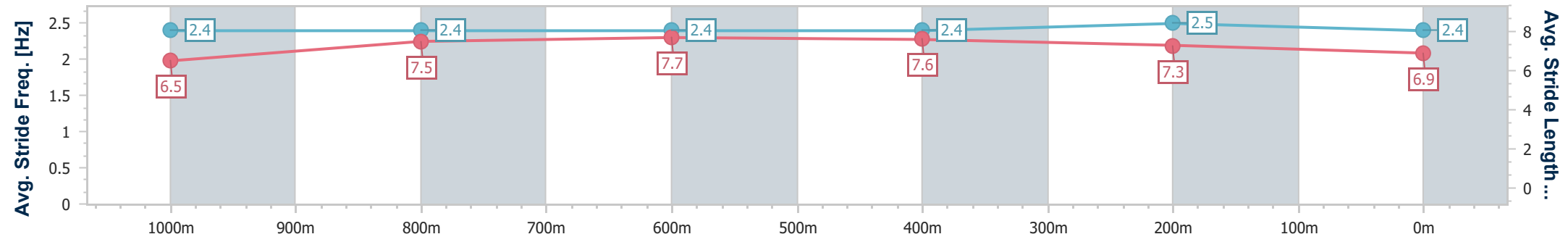
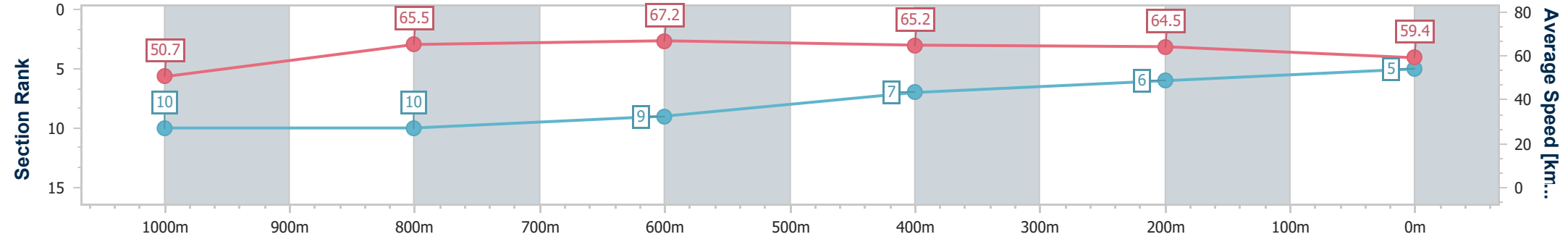
Horse/Jockey Name	Ellie's Dream
Final Rank	5
Fastest Section Time (Section)	0:10.65 (800m)
Top Speed [km/h] (Section)	69.0 (800m)
Race State	Finished



Townsville QLD Professional
Race 7: MITAVITE Class 1 Handicap - 1200m
 04 April 2024 - 16:21
 Track Rating: Soft 5, Weather: Fine, Rail Position: +4.0m 1000m-
 W.P; +0.5m Remainder



Section	Overall	1000m	800m	600m	400m	200m
Section Times	1:10.28 [5] (0:14.29)	0:55.99 [10] (0:11.07)	0:44.92 [10] (0:10.65)	0:34.27 [9] (0:10.96)	0:23.31 [7] (0:11.20)	0:12.11 [6] (0:12.11)
Average Speed [km/h]	50.7	65.5	67.2	65.2	64.5	59.4
Top Speed [km/h]	65.5	67.7	69.0	67.1	66.5	62.3
Avg. Dist. to Rail [m]	9.1	2.2	1.1	1.3	2.2	4.6
Avg. Stride Freq. [Hz]	2.4	2.4	2.4	2.4	2.5	2.4
Avg. Stride Length [m]	6.5	7.5	7.7	7.6	7.3	6.9



- [] Ranking at each section and finish
- .-.- No data available at this section
- NA No data available



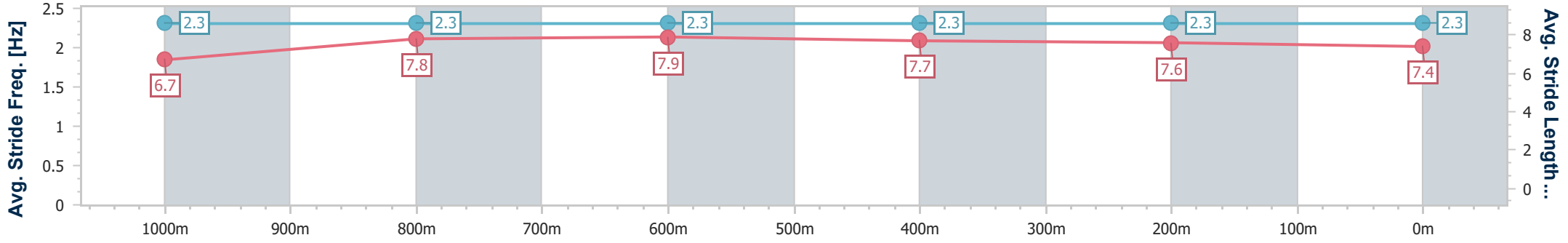
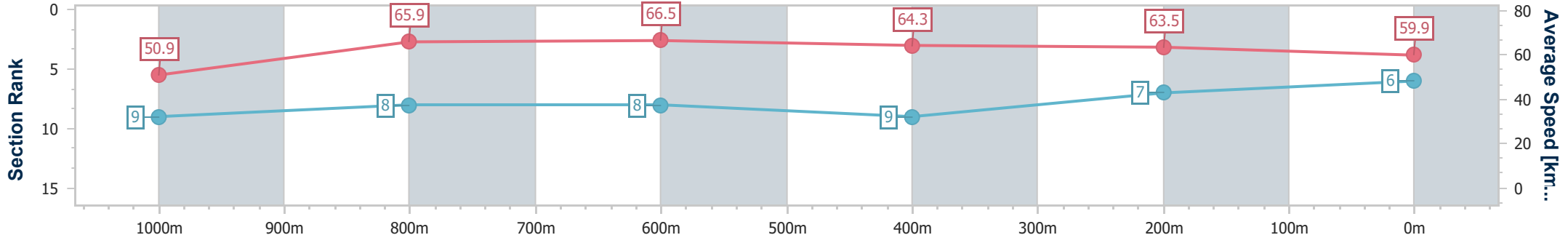
Horse/Jockey Name	Emathion
Final Rank	6
Fastest Section Time (Section)	0:10.74 (800m)
Top Speed [km/h] (Section)	67.6 (800m)
Race State	Finished



Townsville QLD Professional
Race 7: MITAVITE Class 1 Handicap - 1200m
04 April 2024 - 16:21
**Track Rating: Soft 5, Weather: Fine, Rail Position: +4.0m 1000m-
 W.P; +0.5m Remainder**



Section	Overall	1000m	800m	600m	400m	200m
Section Times	1:10.38 [6] (0:14.22)	0:56.16 [9] (0:11.05)	0:45.11 [8] (0:10.74)	0:34.37 [8] (0:11.05)	0:23.32 [9] (0:11.25)	0:12.07 [7] (0:12.07)
Average Speed [km/h]	50.9	65.9	66.5	64.3	63.5	59.9
Top Speed [km/h]	64.6	67.1	67.6	66.1	64.4	62.8
Avg. Dist. to Rail [m]	5.9	2.2	1.4	2.7	2.2	1.2
Avg. Stride Freq. [Hz]	2.3	2.3	2.3	2.3	2.3	2.3
Avg. Stride Length [m]	6.7	7.8	7.9	7.7	7.6	7.4



- [] Ranking at each section and finish
- .-.- No data available at this section
- NA No data available



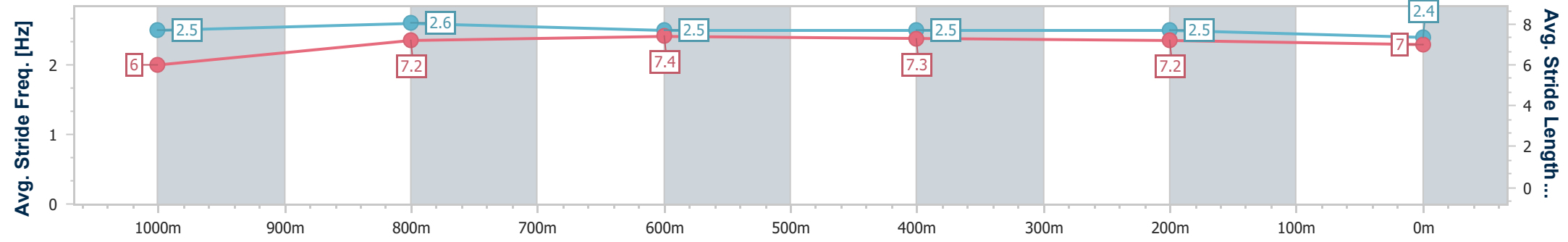
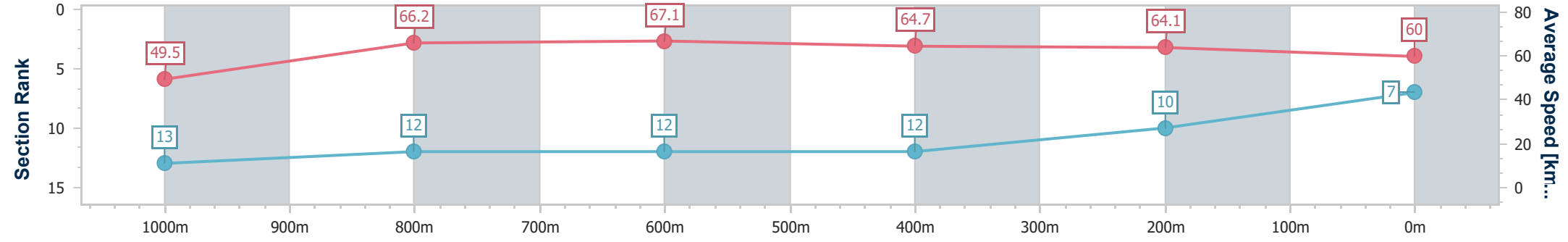
Horse/Jockey Name	Hezabusybee
Final Rank	7
Fastest Section Time (Section)	0:10.67 (800m)
Top Speed [km/h] (Section)	68.7 (800m)
Race State	Finished



Townsville QLD Professional
Race 7: MITAVITE Class 1 Handicap - 1200m
04 April 2024 - 16:21
**Track Rating: Soft 5, Weather: Fine, Rail Position: +4.0m 1000m-
W.P; +0.5m Remainder**



Section	Overall	1000m	800m	600m	400m	200m
Section Times	1:10.52 [7] (0:14.68)	0:55.84 [13] (0:10.93)	0:44.91 [12] (0:10.67)	0:34.24 [12] (0:11.03)	0:23.21 [12] (0:11.18)	0:12.03 [10] (0:12.03)
Average Speed [km/h]	49.5	66.2	67.1	64.7	64.1	60.0
Top Speed [km/h]	65.2	68.3	68.7	66.3	65.4	64.1
Avg. Dist. to Rail [m]	13.0	1.5	1.2	2.3	0.9	2.6
Avg. Stride Freq. [Hz]	2.5	2.6	2.5	2.5	2.5	2.4
Avg. Stride Length [m]	6.0	7.2	7.4	7.3	7.2	7.0



- [] Ranking at each section and finish
- .-.- No data available at this section
- NA No data available



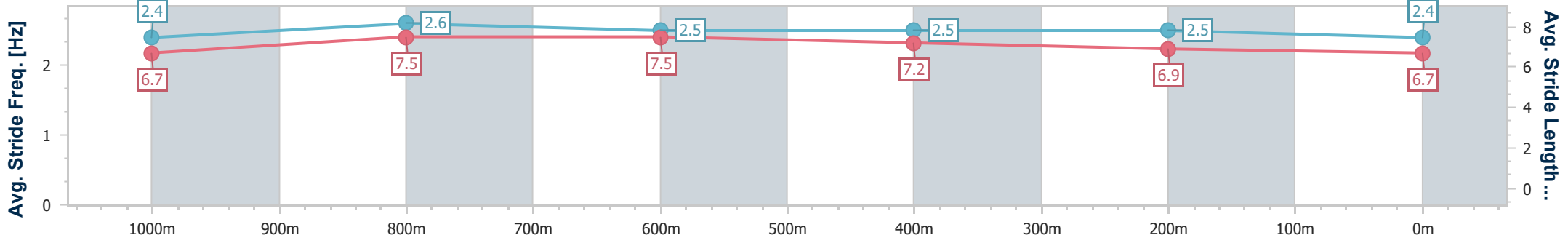
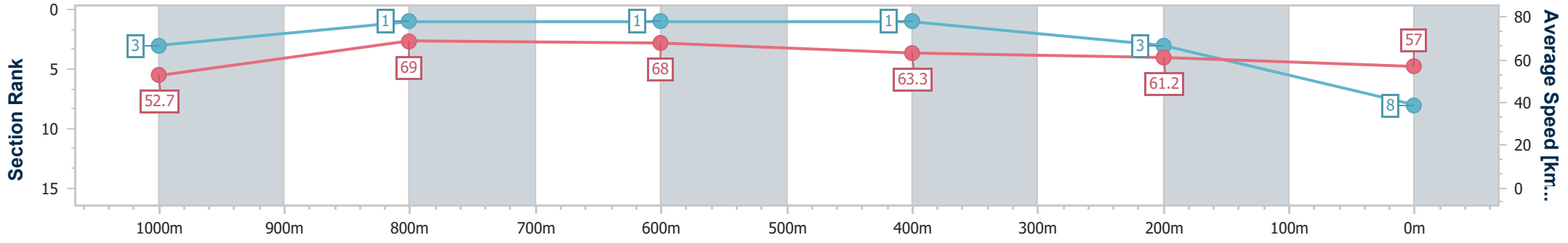
Horse/Jockey Name	Wicklow Lass
Final Rank	8
Fastest Section Time (Section)	0:10.65 (1000m)
Top Speed [km/h] (Section)	70.4 (1000m)
Race State	Finished



Townsville QLD Professional
Race 7: MITAVITE Class 1 Handicap - 1200m
04 April 2024 - 16:21
**Track Rating: Soft 5, Weather: Fine, Rail Position: +4.0m 1000m-
 W.P; +0.5m Remainder**



Section	Overall	1000m	800m	600m	400m	200m
Section Times	1:10.67 [8] (0:13.81)	0:56.86 [3] (0:10.65)	0:46.21 [1] (0:10.67)	0:35.54 [1] (0:11.20)	0:24.34 [1] (0:11.73)	0:12.61 [3] (0:12.61)
Average Speed [km/h]	52.7	69.0	68.0	63.3	61.2	57.0
Top Speed [km/h]	69.6	70.4	70.0	65.6	62.9	61.2
Avg. Dist. to Rail [m]	14.3	5.0	2.1	2.5	2.1	0.7
Avg. Stride Freq. [Hz]	2.4	2.6	2.5	2.5	2.5	2.4
Avg. Stride Length [m]	6.7	7.5	7.5	7.2	6.9	6.7



- [] Ranking at each section and finish
- .-.- No data available at this section
- NA No data available



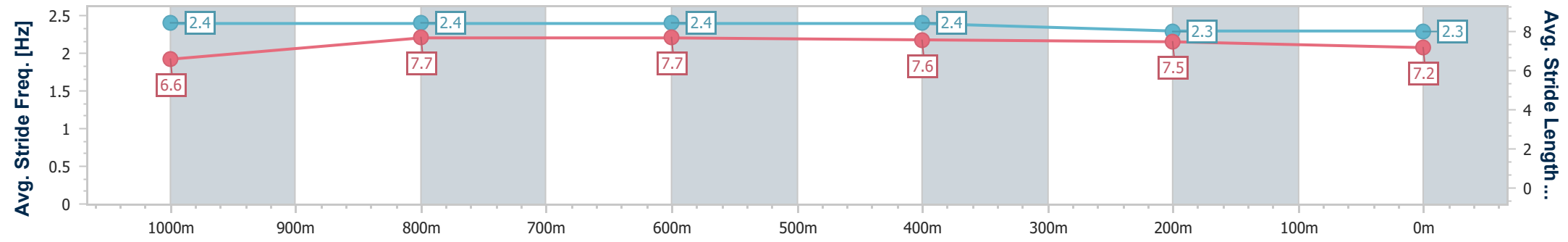
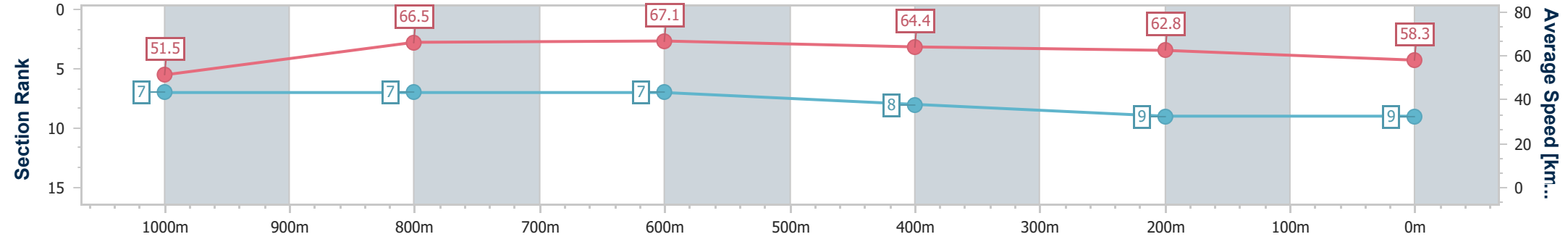
Horse/Jockey Name	Mama's Man
Final Rank	9
Fastest Section Time (Section)	0:10.71 (800m)
Top Speed [km/h] (Section)	68.7 (1000m)
Race State	Finished



Townsville QLD Professional
Race 7: MITAVITE Class 1 Handicap - 1200m
04 April 2024 - 16:21
**Track Rating: Soft 5, Weather: Fine, Rail Position: +4.0m 1000m-
 W.P; +0.5m Remainder**



Section	Overall	1000m	800m	600m	400m	200m
Section Times	1:10.84 [9] (0:14.10)	0:56.74 [7] (0:11.09)	0:45.65 [7] (0:10.71)	0:34.94 [7] (0:11.12)	0:23.82 [8] (0:11.45)	0:12.37 [9] (0:12.37)
Average Speed [km/h]	51.5	66.5	67.1	64.4	62.8	58.3
Top Speed [km/h]	63.8	68.7	68.6	66.0	64.7	60.8
Avg. Dist. to Rail [m]	9.8	4.2	1.2	1.4	1.9	5.8
Avg. Stride Freq. [Hz]	2.4	2.4	2.4	2.4	2.3	2.3
Avg. Stride Length [m]	6.6	7.7	7.7	7.6	7.5	7.2



- [] Ranking at each section and finish
- .-.- No data available at this section
- NA No data available



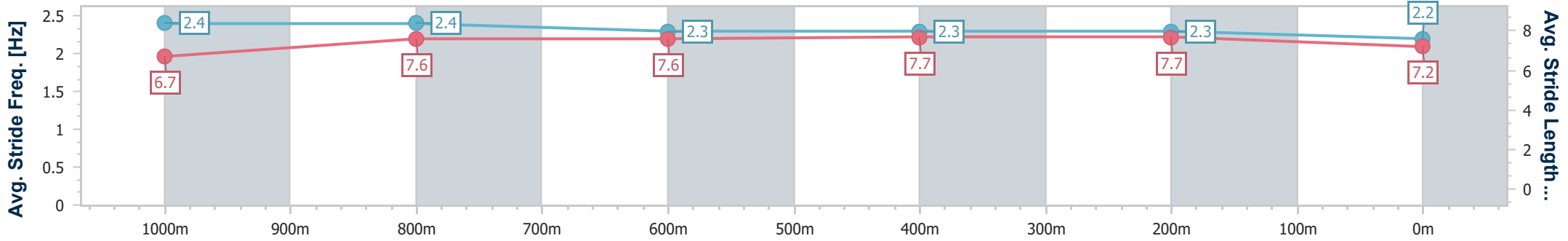
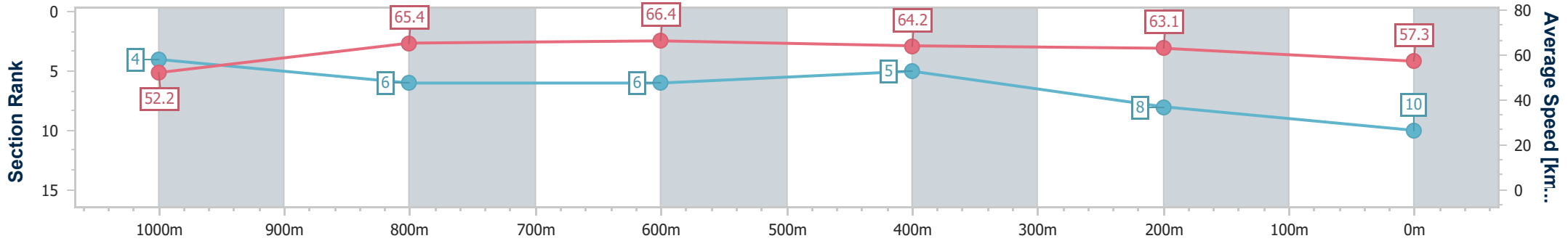
Horse/Jockey Name	Bold Feeling
Final Rank	10
Fastest Section Time (Section)	0:10.83 (800m)
Top Speed [km/h] (Section)	67.2 (800m)
Race State	Finished



Townsville QLD Professional
Race 7: MITAVITE Class 1 Handicap - 1200m
04 April 2024 - 16:21
**Track Rating: Soft 5, Weather: Fine, Rail Position: +4.0m 1000m-
 W.P; +0.5m Remainder**



Section	Overall	1000m	800m	600m	400m	200m
Section Times	1:10.86 [10] (0:13.82)	0:57.04 [4] (0:11.14)	0:45.90 [6] (0:10.83)	0:35.07 [6] (0:11.12)	0:23.95 [5] (0:11.42)	0:12.53 [8] (0:12.53)
Average Speed [km/h]	52.2	65.4	66.4	64.2	63.1	57.3
Top Speed [km/h]	65.9	67.1	67.2	65.8	64.0	60.4
Avg. Dist. to Rail [m]	7.3	2.5	0.9	1.5	0.9	2.4
Avg. Stride Freq. [Hz]	2.4	2.4	2.3	2.3	2.3	2.2
Avg. Stride Length [m]	6.7	7.6	7.6	7.7	7.7	7.2



- [] Ranking at each section and finish
- .-.- No data available at this section
- NA No data available



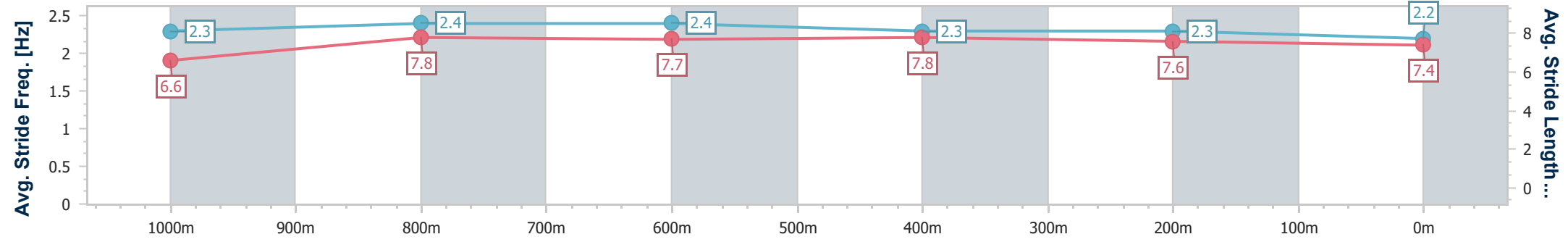
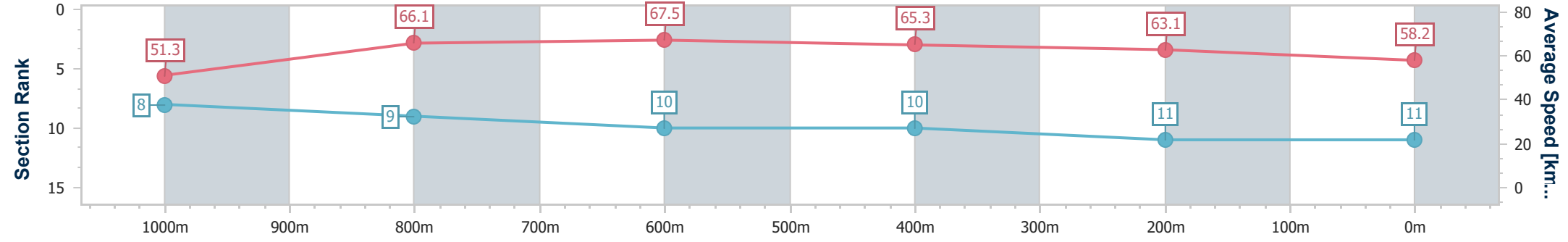
Horse/Jockey Name	Makanui
Final Rank	11
Fastest Section Time (Section)	0:10.77 (800m)
Top Speed [km/h] (Section)	68.7 (800m)
Race State	Finished



Townsville QLD Professional
Race 7: MITAVITE Class 1 Handicap - 1200m
04 April 2024 - 16:21
**Track Rating: Soft 5, Weather: Fine, Rail Position: +4.0m 1000m-
 W.P; +0.5m Remainder**



Section	Overall	1000m	800m	600m	400m	200m
Section Times	1:10.96 [11] (0:14.17)	0:56.79 [8] (0:11.14)	0:45.65 [9] (0:10.77)	0:34.88 [10] (0:11.08)	0:23.80 [10] (0:11.39)	0:12.41 [11] (0:12.41)
Average Speed [km/h]	51.3	66.1	67.5	65.3	63.1	58.2
Top Speed [km/h]	64.2	68.3	68.7	66.7	64.3	62.1
Avg. Dist. to Rail [m]	11.1	4.6	2.0	0.6	1.4	4.7
Avg. Stride Freq. [Hz]	2.3	2.4	2.4	2.3	2.3	2.2
Avg. Stride Length [m]	6.6	7.8	7.7	7.8	7.6	7.4



- [] Ranking at each section and finish
- .-.- No data available at this section
- NA No data available



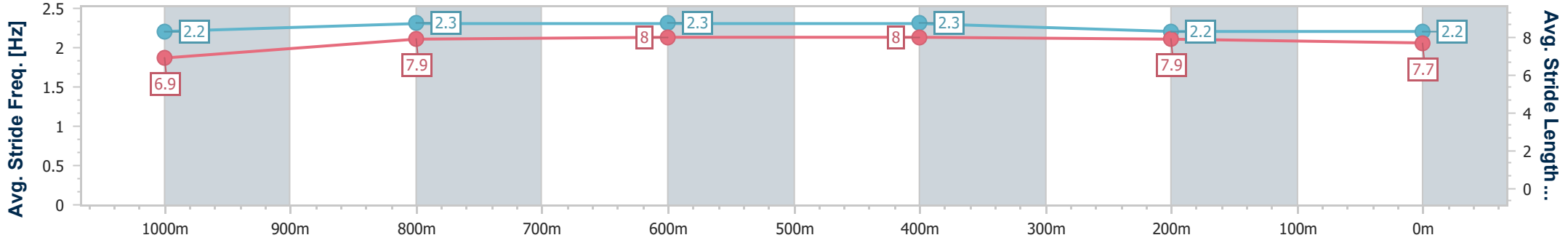
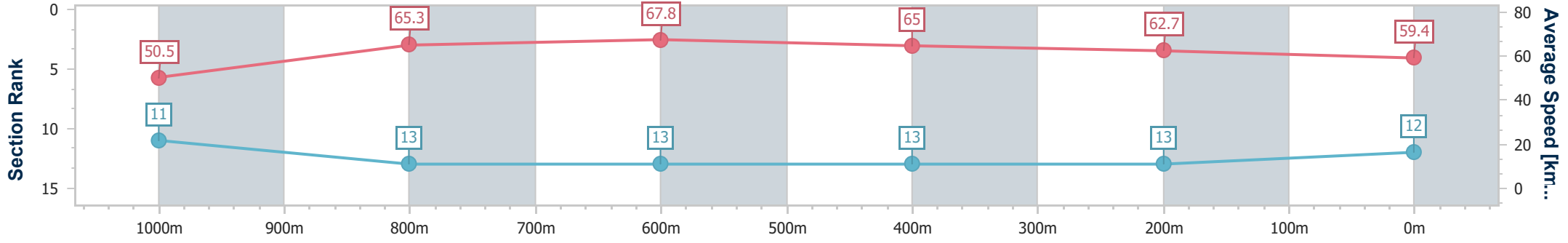
Horse/Jockey Name	Headlander
Final Rank	12
Fastest Section Time (Section)	0:10.68 (800m)
Top Speed [km/h] (Section)	68.8 (800m)
Race State	Finished



Townsville QLD Professional
Race 7: MITAVITE Class 1 Handicap - 1200m
04 April 2024 - 16:21
**Track Rating: Soft 5, Weather: Fine, Rail Position: +4.0m 1000m-
 W.P; +0.5m Remainder**



Section	Overall	1000m	800m	600m	400m	200m
Section Times	1:11.00 [12] (0:14.37)	0:56.63 [11] (0:11.24)	0:45.39 [13] (0:10.68)	0:34.71 [13] (0:11.10)	0:23.61 [13] (0:11.44)	0:12.17 [13] (0:12.17)
Average Speed [km/h]	50.5	65.3	67.8	65.0	62.7	59.4
Top Speed [km/h]	64.4	67.7	68.8	67.0	64.6	62.0
Avg. Dist. to Rail [m]	11.0	4.4	0.9	0.5	1.4	2.1
Avg. Stride Freq. [Hz]	2.2	2.3	2.3	2.3	2.2	2.2
Avg. Stride Length [m]	6.9	7.9	8.0	8.0	7.9	7.7



- [] Ranking at each section and finish
- .-.- No data available at this section
- NA No data available



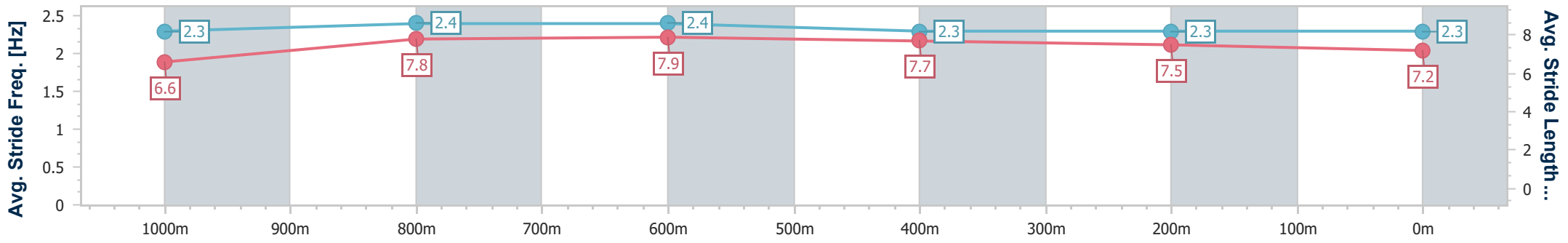
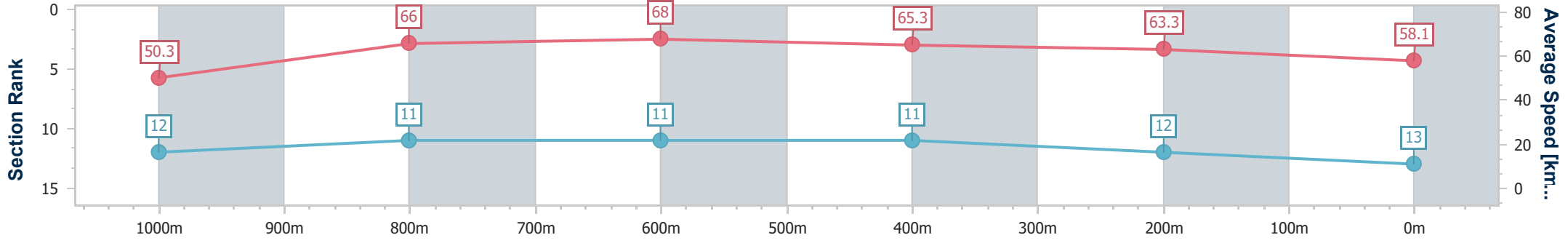
Horse/Jockey Name	Oh My Hat
Final Rank	13
Fastest Section Time (Section)	0:10.64 (800m)
Top Speed [km/h] (Section)	69.1 (800m)
Race State	Finished



Townsville QLD Professional
Race 7: MITAVITE Class 1 Handicap - 1200m
04 April 2024 - 16:21
**Track Rating: Soft 5, Weather: Fine, Rail Position: +4.0m 1000m-
 W.P; +0.5m Remainder**



Section	Overall	1000m	800m	600m	400m	200m
Section Times	1:11.13 [13] (0:14.46)	0:56.67 [12] (0:11.11)	0:45.56 [11] (0:10.64)	0:34.92 [11] (0:11.10)	0:23.82 [11] (0:11.42)	0:12.40 [12] (0:12.40)
Average Speed [km/h]	50.3	66.0	68.0	65.3	63.3	58.1
Top Speed [km/h]	64.8	68.1	69.1	67.8	64.4	61.3
Avg. Dist. to Rail [m]	12.0	4.1	1.5	0.9	2.7	5.8
Avg. Stride Freq. [Hz]	2.3	2.4	2.4	2.3	2.3	2.3
Avg. Stride Length [m]	6.6	7.8	7.9	7.7	7.5	7.2



- [] Ranking at each section and finish
- .-.- No data available at this section
- NA No data available