



**Sunshine Coast QLD Professional**  
**Race 1: COASTAL LUXE HOMES QTIS Three-Year-Old Maiden Plate - 1600m**  
**12 April 2024 - 18:00**



Track Rating: Heavy 8, Weather: Fine, Rail Position: True

Section		Overall	1400m	1200m	1000m	800m	600m	400m	Last 600m				
Field Times		1:40.42 (0:13.63)	1:26.79 (0:11.46)	1:15.33 (0:12.82)	1:02.51 (0:13.01)	0:49.50 (0:12.87)	0:36.63 (0:12.55)	0:24.08 (0:11.69)	0:36.63				
Rank	TAB Horse/Jockey	Barrier	Top Speed [km/h]	Fastest Section									Distance Travelled [m]
1	6 <b>ROCK YA</b> Adin Thompson	6	65.5	0:11.63	1:40.42 [1] (0:13.77)	1:26.65 [6] (0:11.89)	1:14.76 [5] (0:12.66)	1:02.10 [5] (0:12.97)	0:49.13 [3] (0:12.73)	0:36.40 [3] (0:12.49)	0:23.91 [4] (0:11.63)	0:36.40	
2	10 <b>BOLD ROUGE</b> Nikita Beriman	10	65.7	0:11.50	1:40.43 [2] (0:13.96)	1:26.47 [7] (0:11.77)	1:14.70 [7] (0:12.89)	1:01.81 [7] (0:13.09)	0:48.72 [7] (0:12.68)	0:36.04 [6] (0:12.24)	0:23.80 [7] (0:11.50)	0:36.04	+6
3	4 <b>RASHFORD</b> Kyle Wilson-Taylor	4	68.2	0:11.59	1:40.49 [3] (0:13.63)	1:26.86 [1] (0:11.80)	1:15.06 [4] (0:12.76)	1:02.30 [3] (0:13.12)	0:49.18 [4] (0:12.89)	0:36.29 [5] (0:12.24)	0:24.05 [2] (0:11.59)	0:36.29	+5
4	15 <b>WHISKEY TOWER</b> Michael Rodd	15	66.0	0:11.60	1:40.62 [4] (0:14.12)	1:26.50 [9] (0:11.83)	1:14.67 [8] (0:12.91)	1:01.76 [9] (0:12.99)	0:48.77 [9] (0:12.64)	0:36.13 [9] (0:12.11)	0:24.02 [5] (0:11.60)	0:36.13	+10
5	7 <b>SALAMANCAS</b> James Orman	7	65.4	0:11.68	1:40.88 [5] (0:14.41)	1:26.47 [12] (0:11.74)	1:14.73 [12] (0:12.82)	1:01.91 [10] (0:12.94)	0:48.97 [10] (0:12.84)	0:36.13 [10] (0:12.08)	0:24.05 [10] (0:11.68)	0:36.13	+3
6	12 <b>FORGETS ME NOT</b> Emily Lang	12	66.3	0:11.54	1:41.49 [6] (0:13.72)	1:27.77 [3] (0:11.54)	1:16.23 [2] (0:12.80)	1:03.43 [2] (0:13.14)	0:50.29 [2] (0:12.70)	0:37.59 [2] (0:12.44)	0:25.15 [1] (0:12.14)	0:37.59	+1
7	14 <b>TRAVIATA</b> Justin Huxtable	14	67.9	0:11.65	1:41.70 [7] (0:13.76)	1:27.94 [5] (0:11.65)	1:16.29 [3] (0:12.79)	1:03.50 [4] (0:13.17)	0:50.33 [5] (0:12.72)	0:37.61 [4] (0:12.52)	0:25.09 [6] (0:12.05)	0:37.61	+7
8	5 <b>RIDE FOR LUCK</b> Bailey Wheeler	5	66.6	0:11.91	1:41.98 [8] (0:13.75)	1:28.23 [4] (0:11.91)	1:16.32 [6] (0:12.93)	1:03.39 [6] (0:13.05)	0:50.34 [6] (0:12.80)	0:37.54 [8] (0:12.36)	0:25.18 [9] (0:12.04)	0:37.54	+5
9	13 <b>PELE PRINCESS</b> Jason Taylor	13	67.0	0:11.88	1:42.00 [9] (0:14.09)	1:27.91 [8] (0:11.88)	1:16.03 [9] (0:12.78)	1:03.25 [8] (0:12.96)	0:50.29 [8] (0:12.71)	0:37.58 [7] (0:12.47)	0:25.11 [11] (0:12.18)	0:37.58	-5
10	9 <b>ALASKA DE LUNE</b> Jake Bayliss	9	65.7	0:11.89	1:42.26 [10] (0:14.24)	1:28.02 [11] (0:11.90)	1:16.12 [11] (0:12.98)	1:03.14 [12] (0:13.08)	0:50.06 [12] (0:12.59)	0:37.47 [11] (0:12.00)	0:25.47 [8] (0:11.89)	0:37.47	+5

Scratched: Aces Up (#1), Flywheel (#3), Almandez (#2)

[ ] Ranking at each section and finish  
 -:-:- No data available at this section  
 NA No data available  
 SCN Saddle cloth number  
 DNF Did not finish  
 DNT Did not track



**Sunshine Coast QLD Professional**  
**Race 1: COASTAL LUXE HOMES QTIS Three-Year-Old Maiden Plate - 1600m**  
 12 April 2024 - 18:00



Track Rating: Heavy 8, Weather: Fine, Rail Position: True

Section		Overall	1400m	1200m	1000m	800m	600m	400m	Last 600m				
Field Times		1:40.42 (0:13.63)	1:26.79 (0:11.46)	1:15.33 (0:12.82)	1:02.51 (0:13.01)	0:49.50 (0:12.87)	0:36.63 (0:12.55)	0:24.08 (0:11.69)	0:36.63				
Rank	TAB Horse/Jockey	Barrier	Top Speed [km/h]	Fastest Section						Distance Travelled [m]			
11	11 CALL ME CRAZY Samantha Collett	11	64.7 1400m	0:11.85 1400m	1:42.55 [11] (0:14.18)	1:28.37 [10] (0:11.85)	1:16.52 [10] (0:12.94)	1:03.58 [11] (0:13.13)	0:50.45 [11] (0:12.75)	0:37.70 [12] (0:12.41)	0:25.29 [12] (0:12.08)	0:37.70	+9
12	8 THE MERCHANT Minonette Kennedy	8	68.3 1400m	0:11.39 1400m	1:43.45 [12] (0:13.70)	1:29.75 [2] (0:11.39)	1:18.36 [1] (0:12.82)	1:05.54 [1] (0:13.01)	0:52.53 [1] (0:12.87)	0:39.66 [1] (0:12.69)	0:26.97 [3] (0:12.92)	0:39.66	+3

Scratched: Aces Up (#1), Flywheel (#3), Almandez (#2)

[ ] Ranking at each section and finish  
 -:-:- No data available at this section  
 NA No data available

SCN Saddle cloth number  
 DNF Did not finish  
 DNT Did not track



**Sunshine Coast QLD Professional**  
**Race 1: COASTAL LUXE HOMES QTIS Three-Year-Old Maiden Plate - 1600m**  
**12 April 2024 - 18:00**



Track Rating: Heavy 8, Weather: Fine, Rail Position: True

Section							200m			Last 600m
Field Times							0:12.39 (0:12.39)			0:36.63
Rank	TAB	Horse/Jockey	Barrier	Top Speed [km/h]	Fastest Section	Margin			Distance Travelled [m]	
1	6	<b>ROCK YA</b> Adin Thompson	6	65.5 Overall	0:11.63 400m	0:12.28 [3] (0:12.28)	1:40.42		0:36.40	
2	10	<b>BOLD ROUGE</b> Nikita Beriman	10	65.7 Overall	0:11.50 400m	0:12.30 [2] (0:12.30)	0.1L		0:36.04 +6	
3	4	<b>RASHFORD</b> Kyle Wilson-Taylor	4	68.2 Overall	0:11.59 400m	0:12.46 [1] (0:12.46)	0.3L		0:36.29 +5	
4	15	<b>WHISKEY TOWER</b> Michael Rodd	15	66.0 Overall	0:11.60 400m	0:12.42 [4] (0:12.42)	1.1L		0:36.13 +10	
5	7	<b>SALAMANCAS</b> James Orman	7	65.4 Overall	0:11.68 400m	0:12.37 [6] (0:12.37)	2.4L		0:36.13 +3	
6	12	<b>FORGETS ME NOT</b> Emily Lang	12	66.3 Overall	0:11.54 1400m	0:13.01 [5] (0:13.01)	5.9L		0:37.59 +1	
7	14	<b>TRAVIATA</b> Justin Huxtable	14	67.9 Overall	0:11.65 1400m	0:13.04 [7] (0:13.04)	6.9L		0:37.61 +7	
8	5	<b>RIDE FOR LUCK</b> Bailey Wheeler	5	66.6 Overall	0:11.91 1400m	0:13.14 [9] (0:13.14)	8.4L		0:37.54 +5	
9	13	<b>PELE PRINCESS</b> Jason Taylor	13	67.0 Overall	0:11.88 1400m	0:12.93 [10] (0:12.93)	8.5L		0:37.58 -5	
10	9	<b>ALASKA DE LUNE</b> Jake Bayliss	9	65.7 Overall	0:11.89 400m	0:13.58 [8] (0:13.58)	9.8L		0:37.47 +5	

Scratched: Aces Up (#1), Flywheel (#3), Almandez (#2)

- [ ] Ranking at each section and finish
- SCN Saddle cloth number
- :--:- No data available at this section
- DNF Did not finish
- NA No data available
- DNT Did not track



**Sunshine Coast QLD Professional**  
**Race 1: COASTAL LUXE HOMES QTIS Three-Year-Old Maiden Plate - 1600m**  
**12 April 2024 - 18:00**



Track Rating: Heavy 8, Weather: Fine, Rail Position: True

Section				200m				Last 600m		
Field Times				0:12.39 (0:12.39)				0:36.63		
Rank	TAB	Horse/Jockey	Barrier	Top Speed [km/h]	Fastest Section	Margin			Distance Travelled [m]	
11	11	CALL ME CRAZY	11	64.7	0:11.85	0:13.21 [11]	11.3L		0:37.70	+9
		Samantha Collett		1400m	1400m	(0:13.21)				
12	8	THE MERCHANT	8	68.3	0:11.39	0:14.05 [12]	16.6L		0:39.66	+3
		Minonette Kennedy		1400m	1400m	(0:14.05)				

Scratched: Aces Up (#1), Flywheel (#3), Almandez (#2)



Horse/Jockey Name	Rock Ya
Final Rank	1
Fastest Section Time (Section)	0:11.63 (400m)
Top Speed [km/h] (Section)	65.5 (Overall)
Race State	Finished



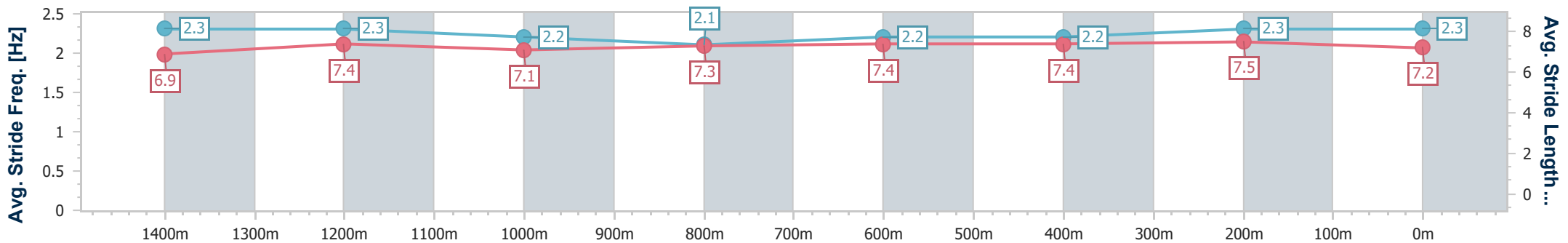
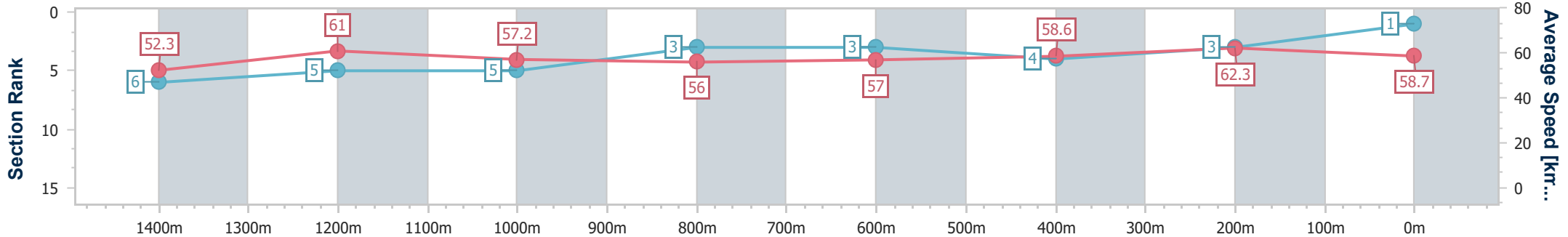
Sunshine Coast QLD Professional  
Race 1: COASTAL LUXE HOMES QTIS Three-Year-Old Maiden  
Plate - 1600m



12 April 2024 - 18:00

Track Rating: Heavy 8, Weather: Fine, Rail Position: True

Section	Overall	1400m	1200m	1000m	800m	600m	400m	200m
Section Times	1:40.42 [1] (0:13.77)	1:26.65 [6] (0:11.89)	1:14.76 [5] (0:12.66)	1:02.10 [5] (0:12.97)	0:49.13 [3] (0:12.73)	0:36.40 [3] (0:12.49)	0:23.91 [4] (0:11.63)	0:12.28 [3] (0:12.28)
Average Speed [km/h]	52.3	61.0	57.2	56.0	57.0	58.6	62.3	58.7
Top Speed [km/h]	65.5	64.0	58.4	57.6	58.7	62.4	63.8	62.4
Avg. Dist. to Rail [m]	4.5	1.9	1.3	1.1	0.9	1.9	5.4	3.5
Avg. Stride Freq. [Hz]	2.3	2.3	2.2	2.1	2.2	2.2	2.3	2.3
Avg. Stride Length [m]	6.9	7.4	7.1	7.3	7.4	7.4	7.5	7.2



- [ ] Ranking at each section and finish
- .-.- No data available at this section
- NA No data available



Horse/Jockey Name	Bold Rouge
Final Rank	2
Fastest Section Time (Section)	0:11.50 (400m)
Top Speed [km/h] (Section)	65.7 (Overall)
Race State	Finished



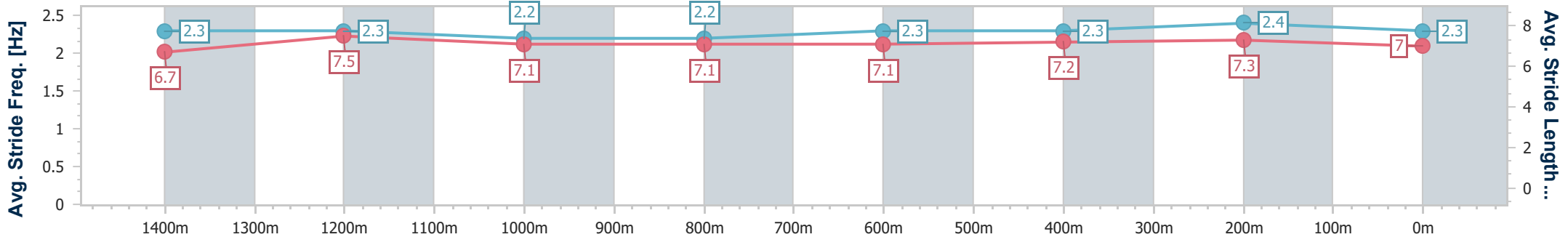
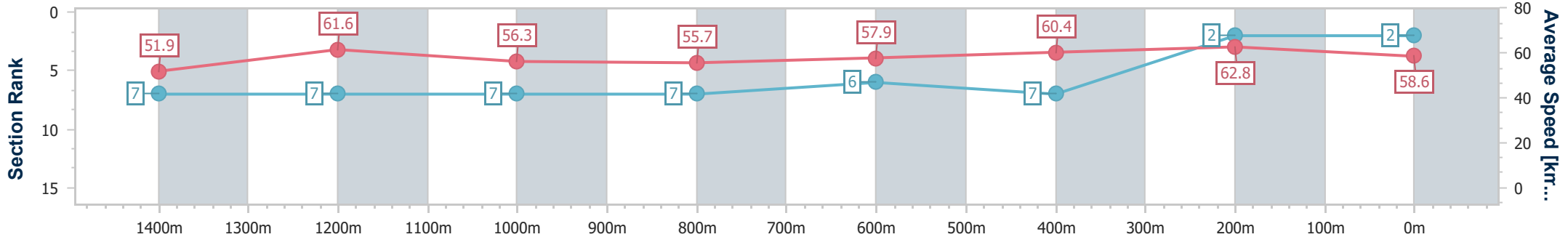
Sunshine Coast QLD Professional  
Race 1: COASTAL LUXE HOMES QTIS Three-Year-Old Maiden  
Plate - 1600m



12 April 2024 - 18:00

Track Rating: Heavy 8, Weather: Fine, Rail Position: True

Section	Overall	1400m	1200m	1000m	800m	600m	400m	200m
Section Times	1:40.43 [2] (0:13.96)	1:26.47 [7] (0:11.77)	1:14.70 [7] (0:12.89)	1:01.81 [7] (0:13.09)	0:48.72 [7] (0:12.68)	0:36.04 [6] (0:12.24)	0:23.80 [7] (0:11.50)	0:12.30 [2] (0:12.30)
Average Speed [km/h]	51.9	61.6	56.3	55.7	57.9	60.4	62.8	58.6
Top Speed [km/h]	65.7	65.0	58.2	56.5	61.6	62.0	64.0	61.3
Avg. Dist. to Rail [m]	12.9	3.2	2.5	2.9	2.4	3.6	5.7	4.0
Avg. Stride Freq. [Hz]	2.3	2.3	2.2	2.2	2.3	2.3	2.4	2.3
Avg. Stride Length [m]	6.7	7.5	7.1	7.1	7.1	7.2	7.3	7.0



- [ ] Ranking at each section and finish
- .-.- No data available at this section
- NA No data available



Horse/Jockey Name	Rashford
Final Rank	3
Fastest Section Time (Section)	0:11.59 (400m)
Top Speed [km/h] (Section)	68.2 (Overall)
Race State	Finished



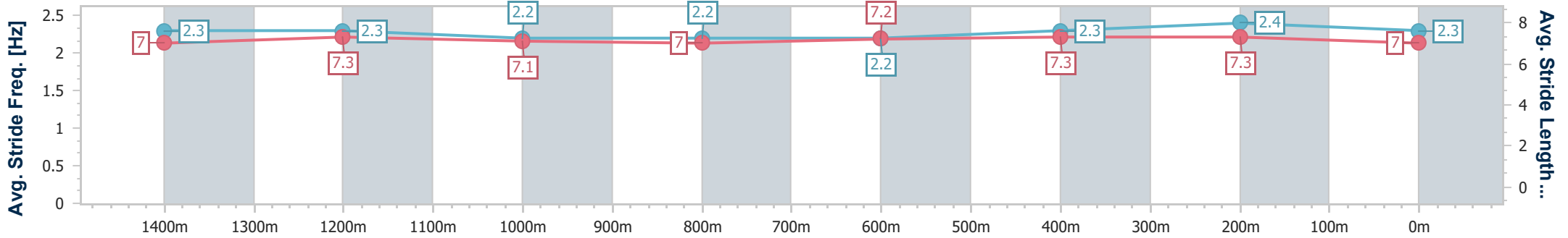
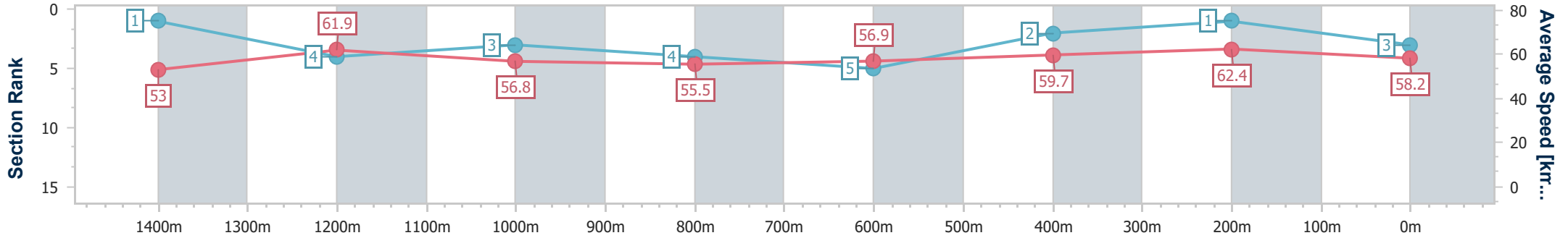
Sunshine Coast QLD Professional  
Race 1: COASTAL LUXE HOMES QTIS Three-Year-Old Maiden  
Plate - 1600m



12 April 2024 - 18:00

Track Rating: Heavy 8, Weather: Fine, Rail Position: True

Section	Overall	1400m	1200m	1000m	800m	600m	400m	200m
Section Times	1:40.49 [3] (0:13.63)	1:26.86 [1] (0:11.80)	1:15.06 [4] (0:12.76)	1:02.30 [3] (0:13.12)	0:49.18 [4] (0:12.89)	0:36.29 [5] (0:12.24)	0:24.05 [2] (0:11.59)	0:12.46 [1] (0:12.46)
Average Speed [km/h]	53.0	61.9	56.8	55.5	56.9	59.7	62.4	58.2
Top Speed [km/h]	68.2	68.0	58.8	55.9	59.5	63.2	63.7	61.3
Avg. Dist. to Rail [m]	10.2	4.3	3.4	3.1	2.1	1.2	3.4	3.0
Avg. Stride Freq. [Hz]	2.3	2.3	2.2	2.2	2.2	2.3	2.4	2.3
Avg. Stride Length [m]	7.0	7.3	7.1	7.0	7.2	7.3	7.3	7.0



- [ ] Ranking at each section and finish
- .-.- No data available at this section
- NA No data available



Horse/Jockey Name	Whiskey Tower
Final Rank	4
Fastest Section Time (Section)	0:11.60 (400m)
Top Speed [km/h] (Section)	66.0 (Overall)
Race State	Finished



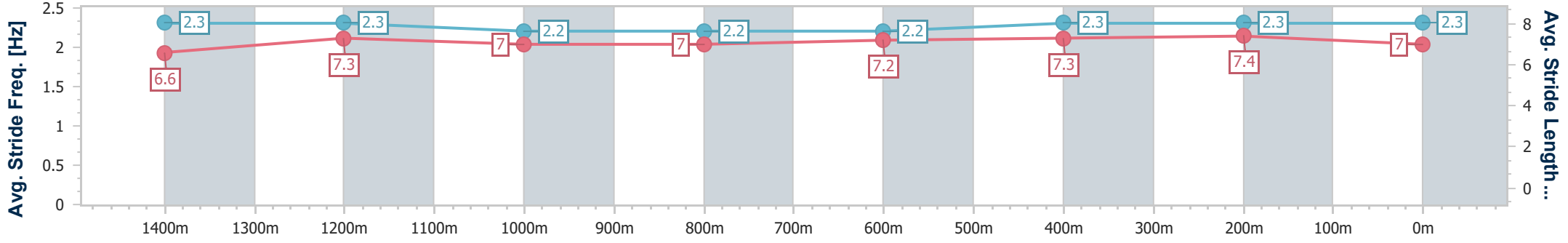
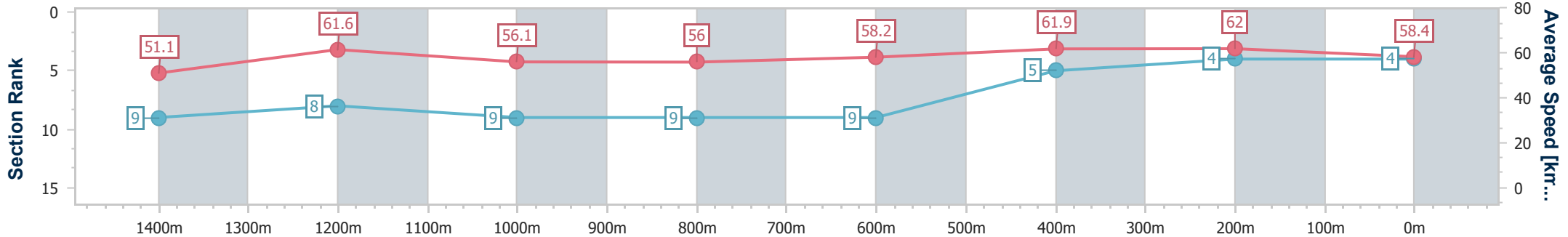
Sunshine Coast QLD Professional  
Race 1: COASTAL LUXE HOMES QTIS Three-Year-Old Maiden  
Plate - 1600m



12 April 2024 - 18:00

Track Rating: Heavy 8, Weather: Fine, Rail Position: True

Section	Overall	1400m	1200m	1000m	800m	600m	400m	200m					
Section Times	1:40.62 [4] (0:14.12)	1:26.50 [9] (0:11.83)	1:14.67 [8] (0:12.91)	1:01.76 [9] (0:12.99)	0:48.77 [9] (0:12.64)	0:36.13 [9] (0:12.11)	0:24.02 [5] (0:11.60)	0:12.42 [4] (0:12.42)					
Average Speed [km/h]	51.1	61.6	56.1	56.0	58.2	61.9	62.0	58.4					
Top Speed [km/h]	66.0	65.4	57.3	57.1	62.3	63.0	63.4	61.5					
Avg. Dist. to Rail [m]	6.9	3.4	1.7	1.4	2.9	5.8	8.0	7.0					
Avg. Stride Freq. [Hz]	2.3	2.3	2.2	2.2	2.2	2.3	2.3	2.3					
Avg. Stride Length [m]	6.6	7.3	7.0	7.0	7.2	7.3	7.4	7.0					



- [ ] Ranking at each section and finish
- .-.- No data available at this section
- NA No data available





Horse/Jockey Name	Salamancas
Final Rank	5
Fastest Section Time (Section)	0:11.68 (400m)
Top Speed [km/h] (Section)	65.4 (Overall)
Race State	Finished



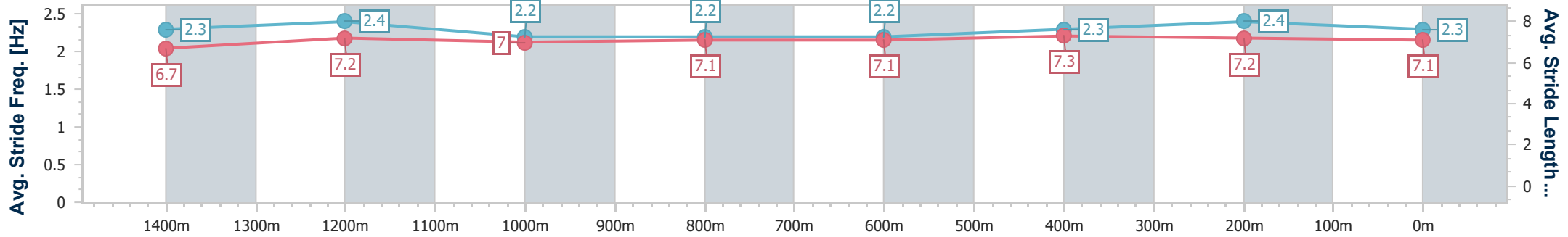
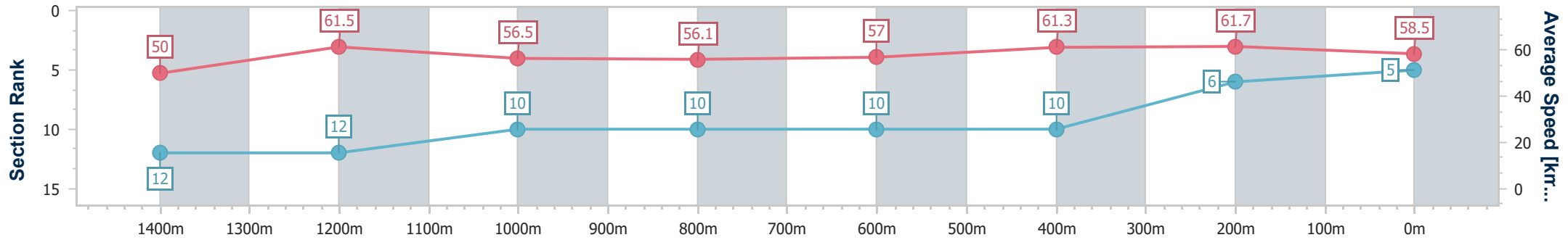
Sunshine Coast QLD Professional  
Race 1: COASTAL LUXE HOMES QTIS Three-Year-Old Maiden  
Plate - 1600m



12 April 2024 - 18:00

Track Rating: Heavy 8, Weather: Fine, Rail Position: True

Section	Overall	1400m	1200m	1000m	800m	600m	400m	200m
Section Times	1:40.88 [5] (0:14.41)	1:26.47 [12] (0:11.74)	1:14.73 [12] (0:12.82)	1:01.91 [10] (0:12.94)	0:48.97 [10] (0:12.84)	0:36.13 [10] (0:12.08)	0:24.05 [10] (0:11.68)	0:12.37 [6] (0:12.37)
Average Speed [km/h]	50.0	61.5	56.5	56.1	57.0	61.3	61.7	58.5
Top Speed [km/h]	65.4	65.1	57.4	57.4	60.6	65.0	62.6	61.2
Avg. Dist. to Rail [m]	7.6	0.3	0.6	1.5	2.0	4.0	7.5	5.1
Avg. Stride Freq. [Hz]	2.3	2.4	2.2	2.2	2.2	2.3	2.4	2.3
Avg. Stride Length [m]	6.7	7.2	7.0	7.1	7.1	7.3	7.2	7.1



- [ ] Ranking at each section and finish
- .-.- No data available at this section
- NA No data available



Horse/Jockey Name	Forgets Me Not
Final Rank	6
Fastest Section Time (Section)	0:11.54 (1400m)
Top Speed [km/h] (Section)	66.3 (Overall)
Race State	Finished



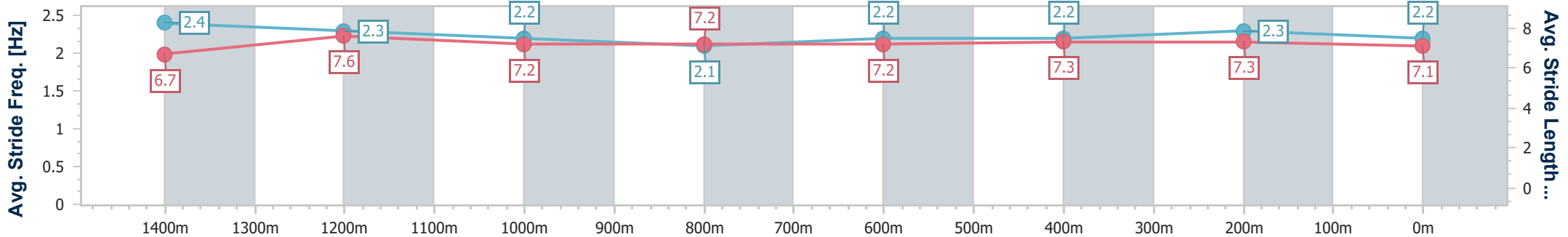
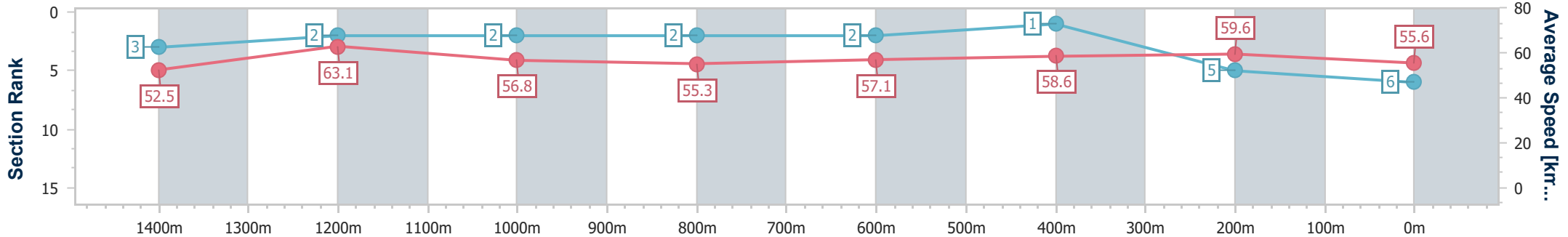
Sunshine Coast QLD Professional  
Race 1: COASTAL LUXE HOMES QTIS Three-Year-Old Maiden  
Plate - 1600m



12 April 2024 - 18:00

Track Rating: Heavy 8, Weather: Fine, Rail Position: True

Section	Overall	1400m	1200m	1000m	800m	600m	400m	200m
Section Times	1:41.49 [6] (0:13.72)	1:27.77 [3] (0:11.54)	1:16.23 [2] (0:12.80)	1:03.43 [2] (0:13.14)	0:50.29 [2] (0:12.70)	0:37.59 [2] (0:12.44)	0:25.15 [1] (0:12.14)	0:13.01 [5] (0:13.01)
Average Speed [km/h]	52.5	63.1	56.8	55.3	57.1	58.6	59.6	55.6
Top Speed [km/h]	66.3	66.0	60.4	55.8	59.1	60.2	61.1	58.0
Avg. Dist. to Rail [m]	9.5	4.1	2.0	2.1	0.6	1.6	5.2	4.5
Avg. Stride Freq. [Hz]	2.4	2.3	2.2	2.1	2.2	2.2	2.3	2.2
Avg. Stride Length [m]	6.7	7.6	7.2	7.2	7.2	7.3	7.3	7.1



- [ ] Ranking at each section and finish
- .-.- No data available at this section
- NA No data available



Horse/Jockey Name	Traviata
Final Rank	7
Fastest Section Time (Section)	0:11.65 (1400m)
Top Speed [km/h] (Section)	67.9 (Overall)
Race State	Finished



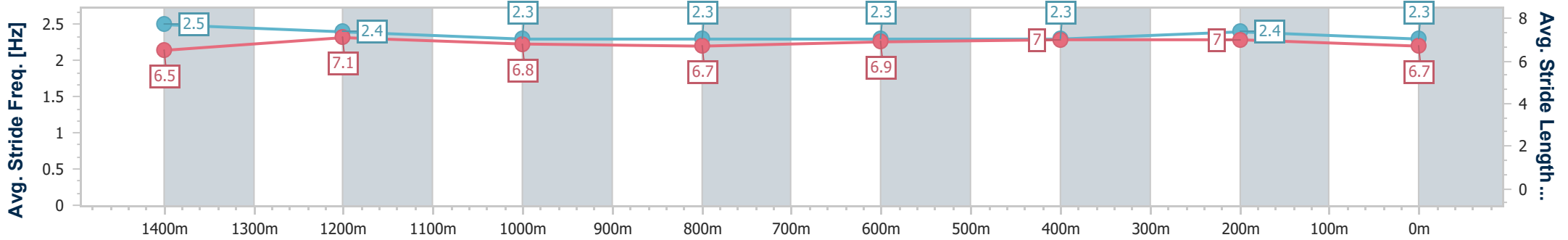
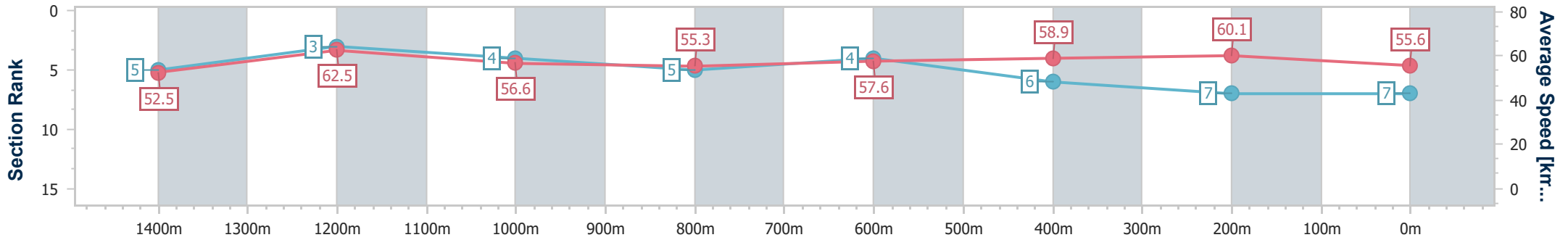
Sunshine Coast QLD Professional  
Race 1: COASTAL LUXE HOMES QTIS Three-Year-Old Maiden  
Plate - 1600m



12 April 2024 - 18:00

Track Rating: Heavy 8, Weather: Fine, Rail Position: True

Section	Overall	1400m	1200m	1000m	800m	600m	400m	200m
Section Times	1:41.70 [7] (0:13.76)	1:27.94 [5] (0:11.65)	1:16.29 [3] (0:12.79)	1:03.50 [4] (0:13.17)	0:50.33 [5] (0:12.72)	0:37.61 [4] (0:12.52)	0:25.09 [6] (0:12.05)	0:13.04 [7] (0:13.04)
Average Speed [km/h]	52.5	62.5	56.6	55.3	57.6	58.9	60.1	55.6
Top Speed [km/h]	67.9	67.3	58.4	55.9	60.3	61.0	61.7	60.5
Avg. Dist. to Rail [m]	8.0	3.5	3.3	3.8	2.3	3.5	5.3	4.1
Avg. Stride Freq. [Hz]	2.5	2.4	2.3	2.3	2.3	2.3	2.4	2.3
Avg. Stride Length [m]	6.5	7.1	6.8	6.7	6.9	7.0	7.0	6.7



- [ ] Ranking at each section and finish
- .-.- No data available at this section
- NA No data available



Horse/Jockey Name	Ride For Luck
Final Rank	8
Fastest Section Time (Section)	0:11.91 (1400m)
Top Speed [km/h] (Section)	66.6 (Overall)
Race State	Finished



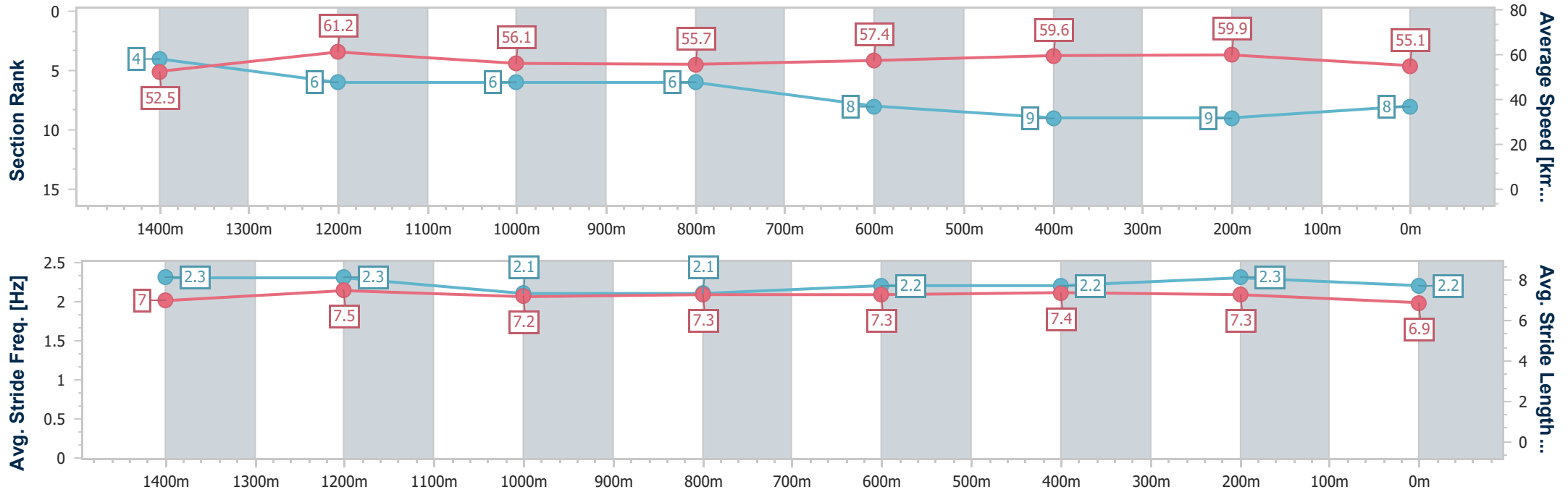
Sunshine Coast QLD Professional  
Race 1: COASTAL LUXE HOMES QTIS Three-Year-Old Maiden  
Plate - 1600m



12 April 2024 - 18:00

Track Rating: Heavy 8, Weather: Fine, Rail Position: True

Section	Overall	1400m	1200m	1000m	800m	600m	400m	200m
Section Times	1:41.98 [8] (0:13.75)	1:28.23 [4] (0:11.91)	1:16.32 [6] (0:12.93)	1:03.39 [6] (0:13.05)	0:50.34 [6] (0:12.80)	0:37.54 [8] (0:12.36)	0:25.18 [9] (0:12.04)	0:13.14 [9] (0:13.14)
Average Speed [km/h]	52.5	61.2	56.1	55.7	57.4	59.6	59.9	55.1
Top Speed [km/h]	66.6	66.6	58.2	56.6	60.0	61.5	61.6	58.6
Avg. Dist. to Rail [m]	5.0	3.1	2.6	2.7	2.6	2.7	3.8	0.8
Avg. Stride Freq. [Hz]	2.3	2.3	2.1	2.1	2.2	2.2	2.3	2.2
Avg. Stride Length [m]	7.0	7.5	7.2	7.3	7.3	7.4	7.3	6.9



- [ ] Ranking at each section and finish
- .-.- No data available at this section
- NA No data available



Horse/Jockey Name	Pele Princess
Final Rank	9
Fastest Section Time (Section)	0:11.88 (1400m)
Top Speed [km/h] (Section)	67.0 (Overall)
Race State	Finished



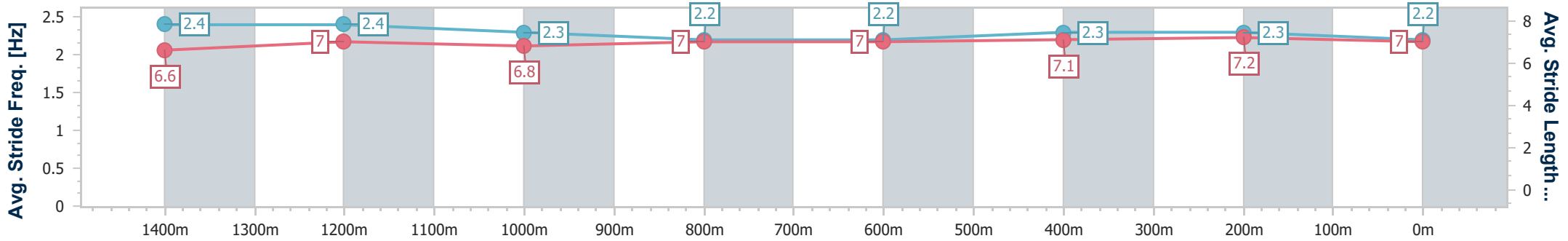
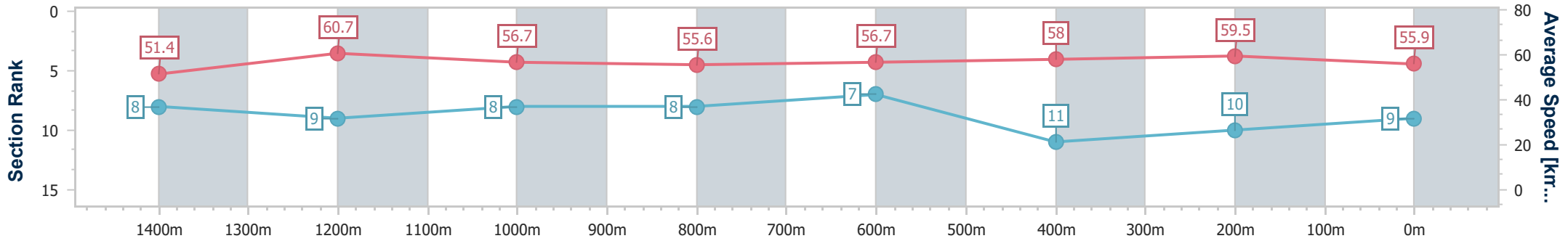
Sunshine Coast QLD Professional  
Race 1: COASTAL LUXE HOMES QTIS Three-Year-Old Maiden  
Plate - 1600m



12 April 2024 - 18:00

Track Rating: Heavy 8, Weather: Fine, Rail Position: True

Section	Overall	1400m	1200m	1000m	800m	600m	400m	200m
Section Times	1:42.00 [9] (0:14.09)	1:27.91 [8] (0:11.88)	1:16.03 [9] (0:12.78)	1:03.25 [8] (0:12.96)	0:50.29 [8] (0:12.71)	0:37.58 [7] (0:12.47)	0:25.11 [11] (0:12.18)	0:12.93 [10] (0:12.93)
Average Speed [km/h]	51.4	60.7	56.7	55.6	56.7	58.0	59.5	55.9
Top Speed [km/h]	67.0	64.8	57.9	56.7	58.8	60.4	61.7	57.7
Avg. Dist. to Rail [m]	2.4	0.6	0.2	0.7	0.7	0.7	2.7	3.8
Avg. Stride Freq. [Hz]	2.4	2.4	2.3	2.2	2.2	2.3	2.3	2.2
Avg. Stride Length [m]	6.6	7.0	6.8	7.0	7.0	7.1	7.2	7.0



- [ ] Ranking at each section and finish
- .-.- No data available at this section
- NA No data available



Horse/Jockey Name	Alaska De Lune
Final Rank	10
Fastest Section Time (Section)	0:11.89 (400m)
Top Speed [km/h] (Section)	65.7 (Overall)
Race State	Finished



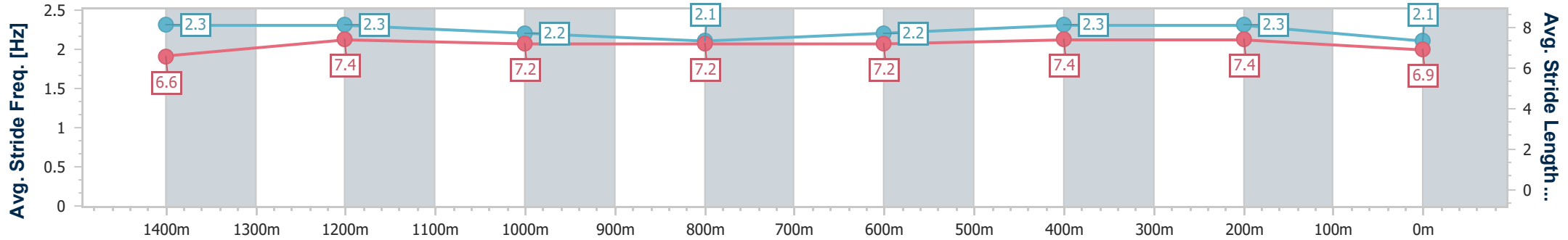
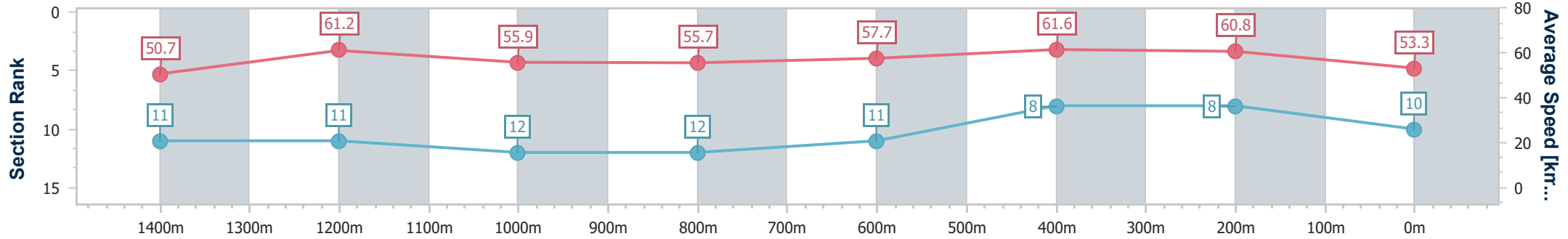
Sunshine Coast QLD Professional  
 Race 1: COASTAL LUXE HOMES QTIS Three-Year-Old Maiden  
 Plate - 1600m



12 April 2024 - 18:00

Track Rating: Heavy 8, Weather: Fine, Rail Position: True

Section	Overall	1400m	1200m	1000m	800m	600m	400m	200m
Section Times	1:42.26 [10] (0:14.24)	1:28.02 [11] (0:11.90)	1:16.12 [11] (0:12.98)	1:03.14 [12] (0:13.08)	0:50.06 [12] (0:12.59)	0:37.47 [11] (0:12.00)	0:25.47 [8] (0:11.89)	0:13.58 [8] (0:13.58)
Average Speed [km/h]	50.7	61.2	55.9	55.7	57.7	61.6	60.8	53.3
Top Speed [km/h]	65.7	64.6	57.9	56.9	61.1	62.9	62.4	56.3
Avg. Dist. to Rail [m]	8.4	2.3	2.8	2.9	1.2	3.9	9.3	7.2
Avg. Stride Freq. [Hz]	2.3	2.3	2.2	2.1	2.2	2.3	2.3	2.1
Avg. Stride Length [m]	6.6	7.4	7.2	7.2	7.2	7.4	7.4	6.9



- [ ] Ranking at each section and finish
- .-.- No data available at this section
- NA No data available



Horse/Jockey Name	Call Me Crazy
Final Rank	11
Fastest Section Time (Section)	0:11.85 (1400m)
Top Speed [km/h] (Section)	64.7 (1400m)
Race State	Finished



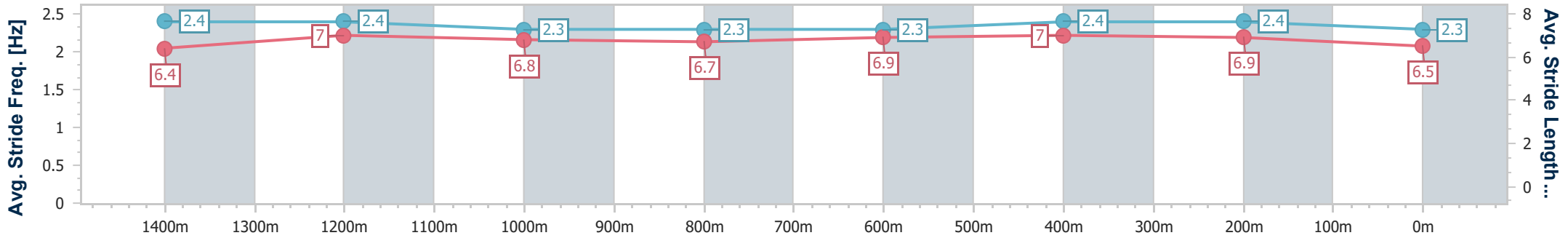
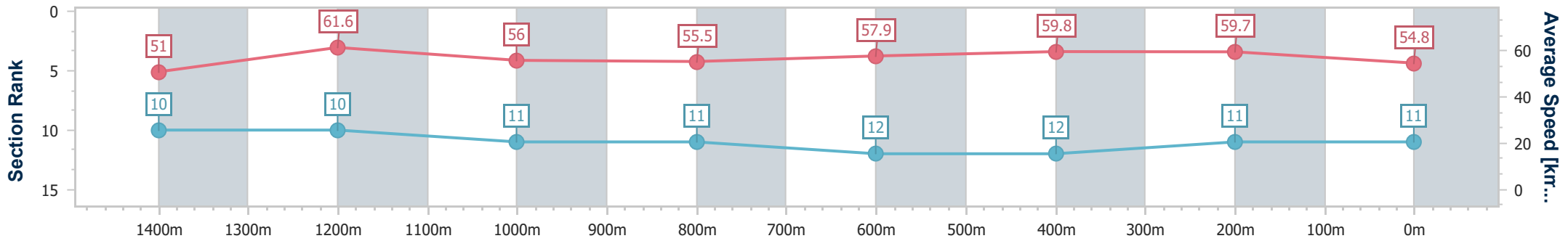
Sunshine Coast QLD Professional  
 Race 1: COASTAL LUXE HOMES QTIS Three-Year-Old Maiden  
 Plate - 1600m



12 April 2024 - 18:00

Track Rating: Heavy 8, Weather: Fine, Rail Position: True

Section	Overall	1400m	1200m	1000m	800m	600m	400m	200m
Section Times	1:42.55 [11] (0:14.18)	1:28.37 [10] (0:11.85)	1:16.52 [10] (0:12.94)	1:03.58 [11] (0:13.13)	0:50.45 [11] (0:12.75)	0:37.70 [12] (0:12.41)	0:25.29 [12] (0:12.08)	0:13.21 [11] (0:13.21)
Average Speed [km/h]	51.0	61.6	56.0	55.5	57.9	59.8	59.7	54.8
Top Speed [km/h]	64.2	64.7	58.8	56.7	61.9	62.0	61.1	60.0
Avg. Dist. to Rail [m]	11.2	2.9	3.4	3.5	2.8	4.3	6.0	4.5
Avg. Stride Freq. [Hz]	2.4	2.4	2.3	2.3	2.3	2.4	2.4	2.3
Avg. Stride Length [m]	6.4	7.0	6.8	6.7	6.9	7.0	6.9	6.5



- [ ] Ranking at each section and finish
- .-.- No data available at this section
- NA No data available



Horse/Jockey Name	The Merchant
Final Rank	12
Fastest Section Time (Section)	0:11.39 (1400m)
Top Speed [km/h] (Section)	68.3 (1400m)
Race State	Finished



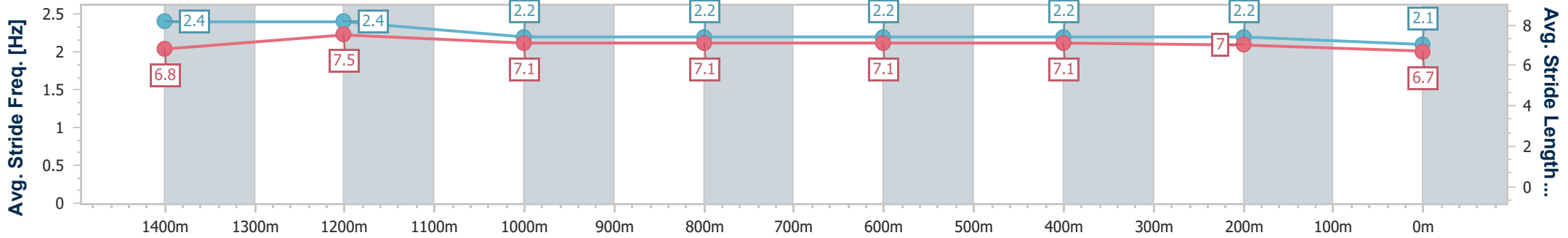
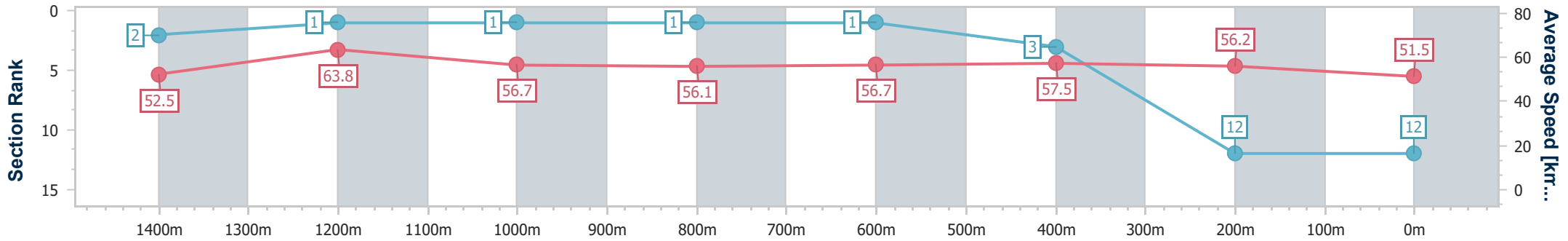
Sunshine Coast QLD Professional  
Race 1: COASTAL LUXE HOMES QTIS Three-Year-Old Maiden  
Plate - 1600m



12 April 2024 - 18:00

Track Rating: Heavy 8, Weather: Fine, Rail Position: True

Section	Overall	1400m	1200m	1000m	800m	600m	400m	200m
Section Times	1:43.45 [12] (0:13.70)	1:29.75 [2] (0:11.39)	1:18.36 [1] (0:12.82)	1:05.54 [1] (0:13.01)	0:52.53 [1] (0:12.87)	0:39.66 [1] (0:12.69)	0:26.97 [3] (0:12.92)	0:14.05 [12] (0:14.05)
Average Speed [km/h]	52.5	63.8	56.7	56.1	56.7	57.5	56.2	51.5
Top Speed [km/h]	68.3	68.3	58.2	57.4	58.0	59.0	58.2	54.6
Avg. Dist. to Rail [m]	12.2	3.7	1.4	1.4	1.5	1.6	3.3	3.5
Avg. Stride Freq. [Hz]	2.4	2.4	2.2	2.2	2.2	2.2	2.2	2.1
Avg. Stride Length [m]	6.8	7.5	7.1	7.1	7.1	7.1	7.0	6.7



- [ ] Ranking at each section and finish
- .-.- No data available at this section
- NA No data available