



Doomben QLD Professional

Race 5: XXXX BENCHMARK 70 Handicap - 1615m



BRISBANE
RACING CLUB

13 April 2024 - 14:14

Track Rating: Good 4, Weather: Fine, Rail Position: +3.5m Entire

Section													
Field Times		Overall	1400m	1200m	1000m	800m	600m	400m	Last 600m				
		1:37.27 (0:14.87)	1:22.40 (0:11.37)	1:11.03 (0:12.29)	0:58.74 (0:12.59)	0:46.15 (0:11.74)	0:34.41 (0:11.50)	0:22.91 (0:11.24)	0:34.41				
Rank	TAB Horse/Jockey	Barrier	Top Speed [km/h]	Fastest Section									Distance Travelled [m]
1	18 NORTHERN DECREE Vlad Duric	18	66.8 400m	0:11.01 400m	1:37.27 [1] (0:15.55)	1:21.72 [7] (0:11.61)	1:10.11 [7] (0:12.13)	0:57.98 [7] (0:12.61)	0:45.37 [9] (0:11.59)	0:33.78 [7] (0:11.35)	0:22.43 [6] (0:11.01)	0:33.78	
2	11 BLAZEN BOOTS Ryan Maloney	11	66.7 400m	0:11.02 400m	1:37.38 [2] (0:15.12)	1:22.26 [4] (0:11.66)	1:10.60 [4] (0:12.16)	0:58.44 [4] (0:12.52)	0:45.92 [5] (0:11.87)	0:34.05 [5] (0:11.37)	0:22.68 [5] (0:11.02)	0:34.05	+5
3	4 SWANSTON Boris Thornton	4	66.1 400m	0:11.04 400m	1:37.43 [3] (0:14.93)	1:22.50 [3] (0:11.62)	1:10.88 [3] (0:12.20)	0:58.68 [2] (0:12.45)	0:46.23 [2] (0:11.89)	0:34.34 [3] (0:11.47)	0:22.87 [3] (0:11.04)	0:34.34	-1
4	8 THIS'LLBETHEONE Bailey Wheeler	8	64.5 400m	0:11.27 400m	1:37.66 [4] (0:14.93)	1:22.73 [2] (0:11.54)	1:11.19 [2] (0:12.33)	0:58.86 [3] (0:12.55)	0:46.31 [4] (0:11.79)	0:34.52 [4] (0:11.45)	0:23.07 [4] (0:11.27)	0:34.52	-5
5	1 COMMODUS Marnu Potgieter	1	64.5 400m	0:11.28 400m	1:37.69 [5] (0:15.61)	1:22.08 [9] (0:11.82)	1:10.26 [10] (0:12.04)	0:58.22 [9] (0:11.74)	0:46.48 [3] (0:11.65)	0:34.83 [1] (0:11.50)	0:23.33 [1] (0:11.28)	0:34.83	+7
6	14 SIMPLY REFUSE Jake Bayliss	14	67.5 400m	0:10.76 400m	1:37.81 [6] (0:15.92)	1:21.89 [11] (0:11.78)	1:10.11 [12] (0:12.14)	0:57.97 [12] (0:12.52)	0:45.45 [12] (0:11.67)	0:33.78 [12] (0:11.38)	0:22.40 [12] (0:10.76)	0:33.78	-6
7	6 REDWOOD SHADOW Cejay Graham	6	66.3 400m	0:10.98 400m	1:37.92 [7] (0:16.17)	1:21.75 [13] (0:11.80)	1:09.95 [14] (0:12.18)	0:57.77 [14] (0:12.25)	0:45.52 [13] (0:11.68)	0:33.84 [13] (0:11.43)	0:22.41 [13] (0:10.98)	0:33.84	+5
8	3 MASTER MARKO Michael Rodd	3	66.1 400m	0:11.10 400m	1:38.00 [8] (0:15.25)	1:22.75 [5] (0:11.67)	1:11.08 [5] (0:12.09)	0:58.99 [5] (0:12.57)	0:46.42 [6] (0:11.82)	0:34.60 [6] (0:11.47)	0:23.13 [7] (0:11.10)	0:34.60	-1
9	15 WONDERLAND STAR Damien Thornton	15	65.0 400m	0:11.25 400m	1:38.15 [9] (0:15.60)	1:22.55 [8] (0:11.66)	1:10.89 [8] (0:12.16)	0:58.73 [8] (0:12.29)	0:46.44 [8] (0:11.89)	0:34.55 [9] (0:11.55)	0:23.00 [9] (0:11.25)	0:34.55	+8
10	17 SHOWMAN Jim Byrne	17	65.2 400m	0:11.11 400m	1:38.16 [10] (0:15.96)	1:22.20 [12] (0:11.69)	1:10.51 [11] (0:12.17)	0:58.34 [11] (0:12.23)	0:46.11 [10] (0:11.77)	0:34.34 [10] (0:11.42)	0:22.92 [10] (0:11.11)	0:34.34	+5

Scratched: All's Fair (#12), Tenzing (#7), Motion Legend (#10), Brave Maso (#13)

Report Created: Sat 13 April 2024 14:36 GMT+10 (Note: Timing is based on position data)

Page 1/18

[] Ranking at each section and finish
 -:-:- No data available at this section
 NA No data available
 SCN Saddle cloth number
 DNF Did not finish
 DNT Did not track

data processed by TRIPLES DATA



Doomben QLD Professional
Race 5: XXXX BENCHMARK 70 Handicap - 1615m
13 April 2024 - 14:14



BRISBANE
RACING CLUB

Track Rating: Good 4, Weather: Fine, Rail Position: +3.5m Entire

Section		Overall	1400m	1200m	1000m	800m	600m	400m	Last 600m				
Field Times		1:37.27 (0:14.87)	1:22.40 (0:11.37)	1:11.03 (0:12.29)	0:58.74 (0:12.59)	0:46.15 (0:11.74)	0:34.41 (0:11.50)	0:22.91 (0:11.24)	0:34.41				
Rank	TAB Horse/Jockey	Barrier	Top Speed [km/h]	Fastest Section	Distance Travelled [m]								
11	5 SO DAPPER Tahlia Fenlon	5	65.3 1400m	0:11.37 1400m	1:38.20 [11] (0:14.87)	1:23.33 [1] (0:11.37)	1:11.96 [1] (0:12.29)	0:59.67 [1] (0:12.59)	0:47.08 [1] (0:11.77)	0:35.31 [2] (0:11.50)	0:23.81 [2] (0:11.37)	0:35.31	-1
12	9 WHODAT Kyle Wilson-Taylor	9	66.1 400m	0:11.06 400m	1:38.30 [12] (0:15.67)	1:22.63 [10] (0:11.63)	1:11.00 [9] (0:12.20)	0:58.80 [10] (0:12.57)	0:46.23 [11] (0:11.76)	0:34.47 [11] (0:11.45)	0:23.02 [11] (0:11.06)	0:34.47	+1
13	16 DANCETHENIGHTAWAY Samantha Collett	16	65.4 400m	0:11.11 400m	1:38.37 [13] (0:16.21)	1:22.16 [14] (0:11.74)	1:10.42 [13] (0:12.18)	0:58.24 [13] (0:12.48)	0:45.76 [14] (0:11.64)	0:34.12 [14] (0:11.39)	0:22.73 [14] (0:11.11)	0:34.12	+0
14	2 BEEF WEEK PRINCESS Danny Peisley	2	64.1 400m	0:11.51 600m	1:38.53 [14] (0:15.29)	1:23.24 [6] (0:11.71)	1:11.53 [6] (0:12.14)	0:59.39 [6] (0:12.54)	0:46.85 [7] (0:11.84)	0:35.01 [8] (0:11.51)	0:23.50 [8] (0:11.59)	0:35.01	+4

Scratched: All's Fair (#12), Tenzing (#7), Motion Legend (#10), Brave Maso (#13)

[] Ranking at each section and finish
 -:-:- No data available at this section
 NA No data available

SCN Saddle cloth number
 DNF Did not finish
 DNT Did not track



Doomben QLD Professional
Race 5: XXXX BENCHMARK 70 Handicap - 1615m
13 April 2024 - 14:14



Track Rating: Good 4, Weather: Fine, Rail Position: +3.5m Entire

Section				200m				Last 600m	
Field Times				0:11.67 (0:11.67)				0:34.41	
Rank	TAB Horse/Jockey	Barrier	Top Speed [km/h]	Fastest Section	Margin				Distance Travelled [m]
1	18 NORTHERN DECREE Vlad Duric	18	66.8 400m	0:11.01 400m	0:11.42 [5] (0:11.42)	1:37.27		0:33.78	
2	11 BLAZEN BOOTS Ryan Maloney	11	66.7 400m	0:11.02 400m	0:11.66 [3] (0:11.66)	0.11L		0:34.05	+5
3	4 SWANSTON Boris Thornton	4	66.1 400m	0:11.04 400m	0:11.83 [1] (0:11.83)	0.05L		0:34.34	-1
4	8 THIS'LLBETHEONE Bailey Wheeler	8	64.5 400m	0:11.27 400m	0:11.80 [6] (0:11.80)	0.23L		0:34.52	-5
5	1 COMMODUS Marnu Potgieter	1	64.5 400m	0:11.28 400m	0:12.05 [2] (0:12.05)	0.03L		0:34.83	+7
6	14 SIMPLY REFUSE Jake Bayliss	14	67.5 400m	0:10.76 400m	0:11.64 [8] (0:11.64)	0.12L		0:33.78	-6
7	6 REDWOOD SHADOW Cejay Graham	6	66.3 400m	0:10.98 400m	0:11.43 [12] (0:11.43)	0.11L		0:33.84	+5
8	3 MASTER MARKO Michael Rodd	3	66.1 400m	0:11.10 400m	0:12.03 [7] (0:12.03)	0.08L		0:34.60	-1
9	15 WONDERLAND STAR Damien Thornton	15	65.0 400m	0:11.25 400m	0:11.75 [11] (0:11.75)	0.15L		0:34.55	+8
10	17 SHOWMAN Jim Byrne	17	65.2 400m	0:11.11 400m	0:11.81 [10] (0:11.81)	0.01L		0:34.34	+5

Scratched: All's Fair (#12), Tenzing (#7), Motion Legend (#10), Brave Maso (#13)

[] Ranking at each section and finish
 -:-:- No data available at this section
 NA No data available

SCN Saddle cloth number
 DNF Did not finish
 DNT Did not track



Doomben QLD Professional

Race 5: XXXX BENCHMARK 70 Handicap - 1615m

13 April 2024 - 14:14



BRISBANE
RACING CLUB

Track Rating: Good 4, Weather: Fine, Rail Position: +3.5m Entire

Section				200m				Last 600m	
Field Times				0:11.67 (0:11.67)				0:34.41	
Rank	TAB	Horse/Jockey	Barrier	Top Speed [km/h]	Fastest Section	Margin			Distance Travelled [m]
11	5	SO DAPPER Tahlia Fenlon	5	65.3 1400m	0:11.37 1400m	0:12.44 [4] (0:12.44)	0.04L		0:35.31 -1
12	9	WHODAT Kyle Wilson-Taylor	9	66.1 400m	0:11.06 400m	0:11.96 [9] (0:11.96)	0.1L		0:34.47 +1
13	16	DANCETHENIGHTAWAY Samantha Collett	16	65.4 400m	0:11.11 400m	0:11.62 [14] (0:11.62)	0.07L		0:34.12 +0
14	2	BEEF WEEK PRINCESS Danny Peisley	2	64.1 400m	0:11.51 600m	0:11.91 [13] (0:11.91)	0.16L		0:35.01 +4

Scratched: All's Fair (#12), Tenzing (#7), Motion Legend (#10), Brave Maso (#13)



Horse/Jockey Name	Northern Decree
Final Rank	1
Fastest Section Time (Section)	0:11.01 (400m)
Top Speed [km/h] (Section)	66.8 (400m)
Race State	Finished



Doomben QLD Professional

Race 5: XXXX BENCHMARK 70 Handicap - 1615m

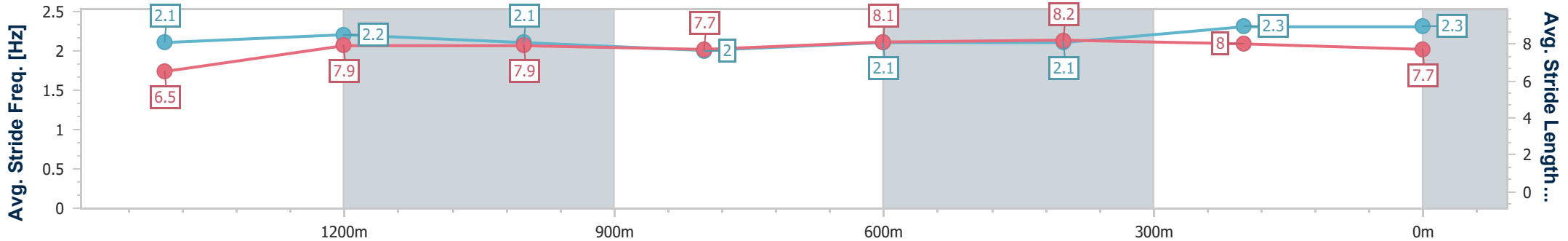
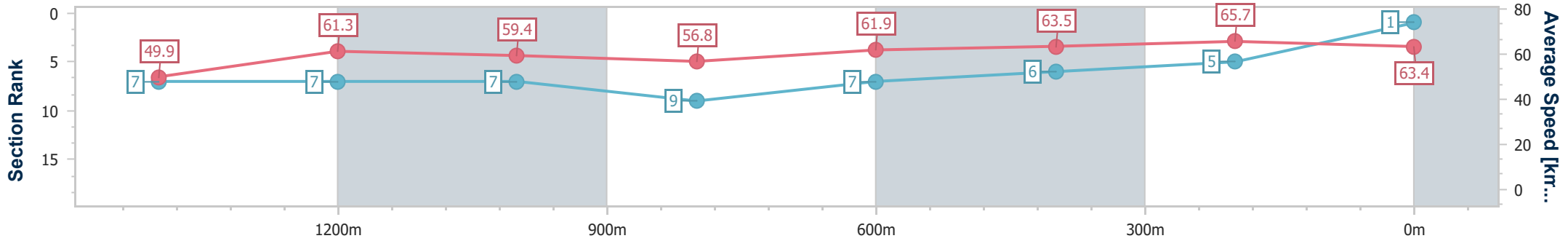
13 April 2024 - 14:14

Track Rating: Good 4, Weather: Fine, Rail Position: +3.5m Entire



BRISBANE RACING CLUB

Section	Overall	1400m	1200m	1000m	800m	600m	400m	200m
Section Times	1:37.27 [1] (0:15.55)	1:21.72 [7] (0:11.61)	1:10.11 [7] (0:12.13)	0:57.98 [7] (0:12.61)	0:45.37 [9] (0:11.59)	0:33.78 [7] (0:11.35)	0:22.43 [6] (0:11.01)	0:11.42 [5]
Average Speed [km/h]	49.9	61.3	59.4	56.8	61.9	63.5	65.7	63.4
Top Speed [km/h]	61.7	63.1	60.8	60.6	62.7	64.6	66.8	66.0
Avg. Dist. to Rail [m]	2.6	1.7	1.7	1.6	0.9	0.7	4.2	5.5
Avg. Stride Freq. [Hz]	2.1	2.2	2.1	2.0	2.1	2.1	2.3	2.3
Avg. Stride Length [m]	6.5	7.9	7.9	7.7	8.1	8.2	8.0	7.7



- [] Ranking at each section and finish
- .-.- No data available at this section
- NA No data available



Horse/Jockey Name	Blazen Boots
Final Rank	2
Fastest Section Time (Section)	0:11.02 (400m)
Top Speed [km/h] (Section)	66.7 (400m)
Race State	Finished



Doomben QLD Professional

Race 5: XXXX BENCHMARK 70 Handicap - 1615m

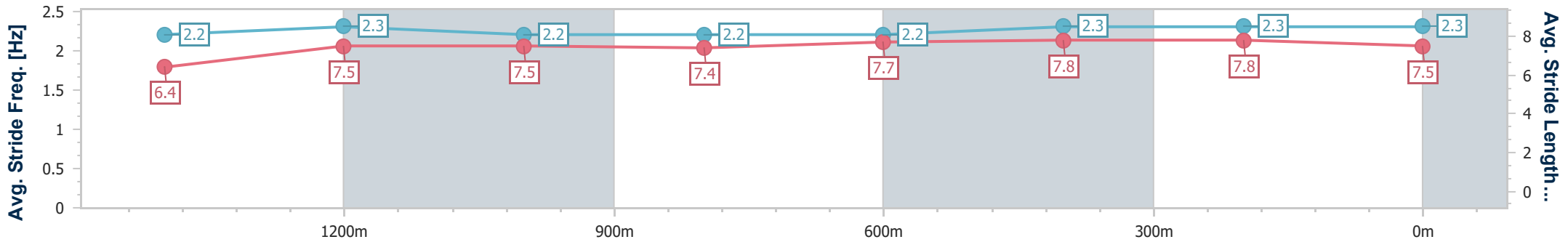
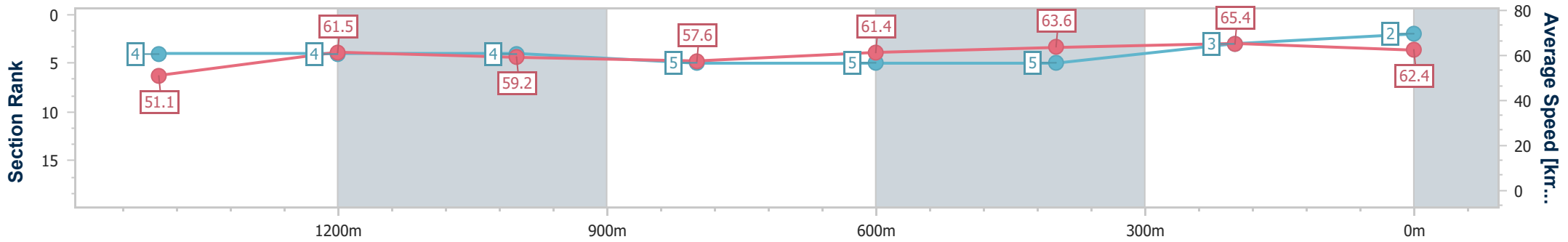
13 April 2024 - 14:14

Track Rating: Good 4, Weather: Fine, Rail Position: +3.5m Entire



BRISBANE RACING CLUB

Section	Overall	1400m	1200m	1000m	800m	600m	400m	200m
Section Times	1:37.38 [2] (0:15.12)	1:22.26 [4] (0:11.66)	1:10.60 [4] (0:12.16)	0:58.44 [4] (0:12.52)	0:45.92 [5] (0:11.87)	0:34.05 [5] (0:11.37)	0:22.68 [5] (0:11.02)	0:11.66 [3] (0:11.66)
Average Speed [km/h]	51.1	61.5	59.2	57.6	61.4	63.6	65.4	62.4
Top Speed [km/h]	62.6	62.6	61.5	60.8	62.6	65.4	66.7	64.7
Avg. Dist. to Rail [m]	2.0	0.6	0.8	1.1	1.6	1.1	2.2	2.4
Avg. Stride Freq. [Hz]	2.2	2.3	2.2	2.2	2.2	2.3	2.3	2.3
Avg. Stride Length [m]	6.4	7.5	7.5	7.4	7.7	7.8	7.8	7.5



- [] Ranking at each section and finish
- .-.- No data available at this section
- NA No data available



Horse/Jockey Name	Swanston
Final Rank	3
Fastest Section Time (Section)	0:11.04 (400m)
Top Speed [km/h] (Section)	66.1 (400m)
Race State	Finished



Doomben QLD Professional

Race 5: XXXX BENCHMARK 70 Handicap - 1615m

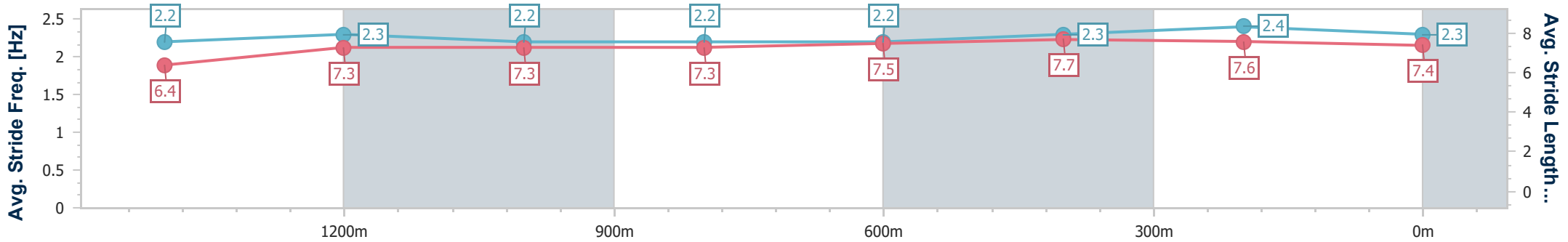
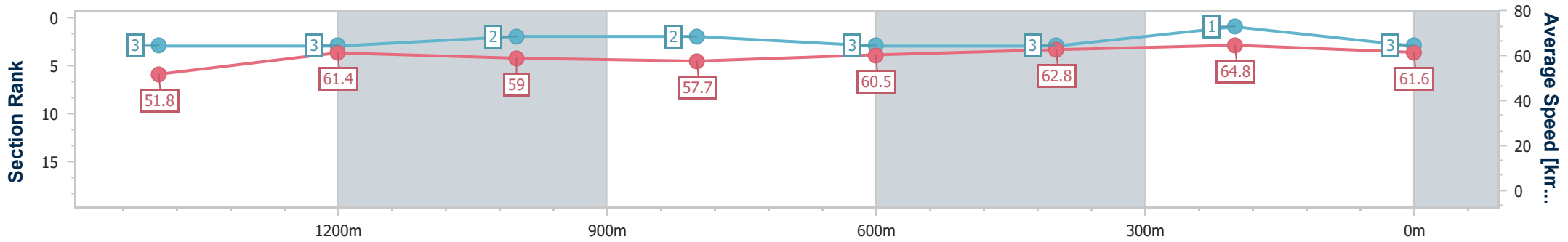
13 April 2024 - 14:14

Track Rating: Good 4, Weather: Fine, Rail Position: +3.5m Entire



BRISBANE RACING CLUB

Section	Overall	1400m	1200m	1000m	800m	600m	400m	200m
Section Times	1:37.43 [3] (0:14.93)	1:22.50 [3] (0:11.62)	1:10.88 [3] (0:12.20)	0:58.68 [2] (0:12.45)	0:46.23 [2] (0:11.89)	0:34.34 [3] (0:11.47)	0:22.87 [3] (0:11.04)	0:11.83 [1] (0:11.83)
Average Speed [km/h]	51.8	61.4	59.0	57.7	60.5	62.8	64.8	61.6
Top Speed [km/h]	64.5	63.8	61.0	59.7	62.1	63.9	66.1	63.5
Avg. Dist. to Rail [m]	2.3	1.2	0.8	0.9	0.4	0.6	1.5	2.2
Avg. Stride Freq. [Hz]	2.2	2.3	2.2	2.2	2.2	2.3	2.4	2.3
Avg. Stride Length [m]	6.4	7.3	7.3	7.3	7.5	7.7	7.6	7.4



- [] Ranking at each section and finish
- .-.- No data available at this section
- NA No data available



Horse/Jockey Name	This'llbetheone
Final Rank	4
Fastest Section Time (Section)	0:11.27 (400m)
Top Speed [km/h] (Section)	64.5 (400m)
Race State	Finished



Doomben QLD Professional

Race 5: XXXX BENCHMARK 70 Handicap - 1615m

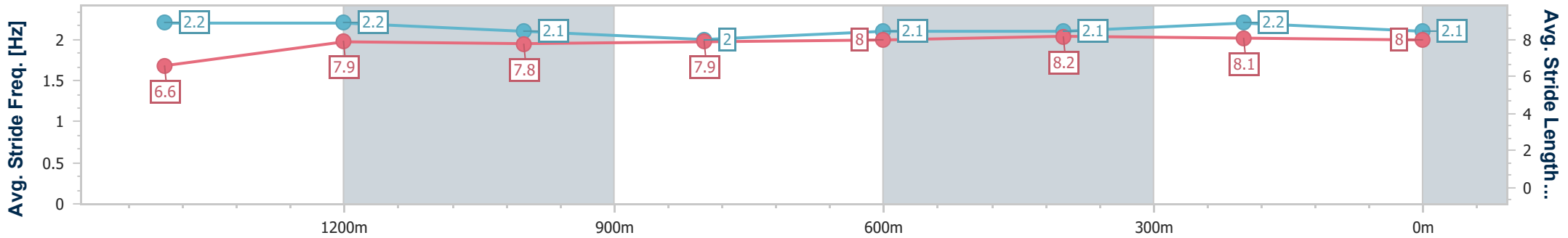
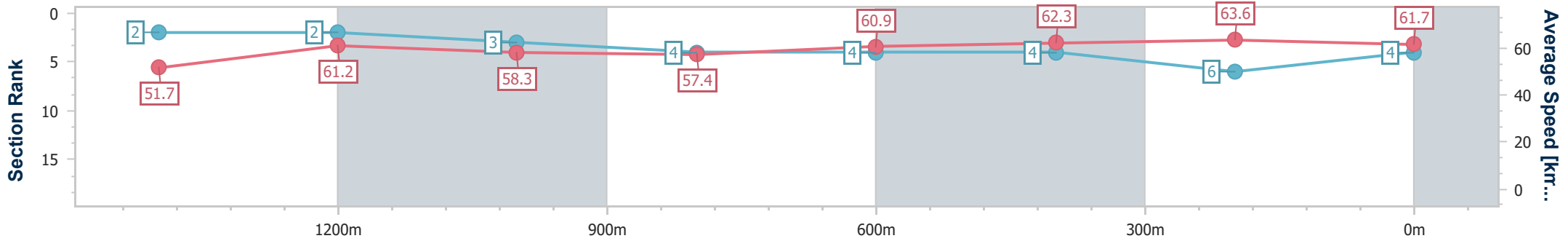
13 April 2024 - 14:14

Track Rating: Good 4, Weather: Fine, Rail Position: +3.5m Entire



BRISBANE RACING CLUB

Section	Overall	1400m	1200m	1000m	800m	600m	400m	200m
Section Times	1:37.66 [4] (0:14.93)	1:22.73 [2] (0:11.54)	1:11.19 [2] (0:12.33)	0:58.86 [3] (0:12.55)	0:46.31 [4] (0:11.79)	0:34.52 [4] (0:11.45)	0:23.07 [4] (0:11.27)	0:11.80 [6] (0:11.80)
Average Speed [km/h]	51.7	61.2	58.3	57.4	60.9	62.3	63.6	61.7
Top Speed [km/h]	64.2	62.7	59.9	59.1	62.5	62.9	64.5	64.3
Avg. Dist. to Rail [m]	1.8	3.0	1.3	1.0	0.6	1.7	1.1	0.6
Avg. Stride Freq. [Hz]	2.2	2.2	2.1	2.0	2.1	2.1	2.2	2.1
Avg. Stride Length [m]	6.6	7.9	7.8	7.9	8.0	8.2	8.1	8.0



- [] Ranking at each section and finish
- .-.- No data available at this section
- NA No data available



Horse/Jockey Name	Commodus
Final Rank	5
Fastest Section Time (Section)	0:11.28 (400m)
Top Speed [km/h] (Section)	64.5 (400m)
Race State	Finished



Doomben QLD Professional

Race 5: XXXX BENCHMARK 70 Handicap - 1615m

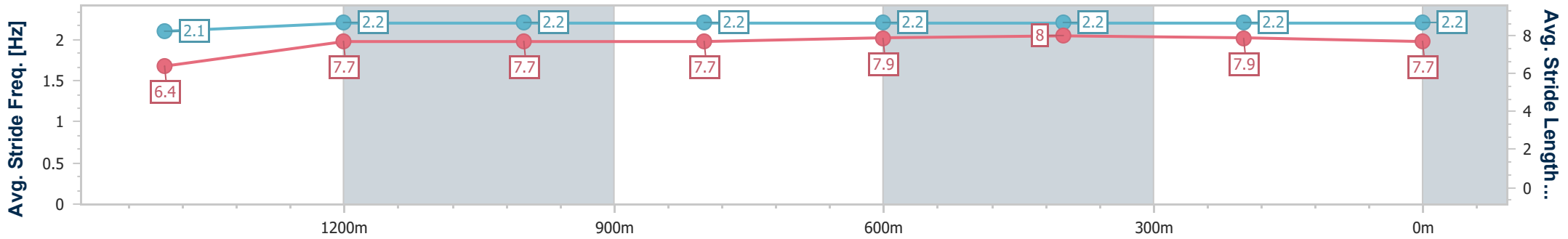
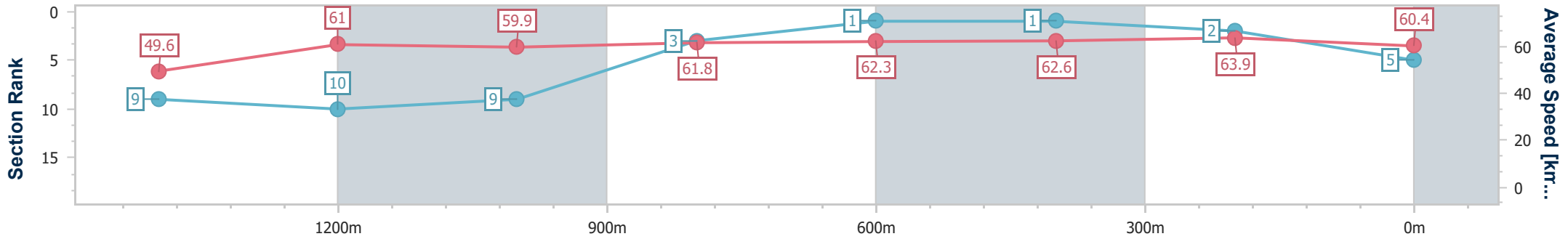
13 April 2024 - 14:14

Track Rating: Good 4, Weather: Fine, Rail Position: +3.5m Entire



BRISBANE RACING CLUB

Section	Overall	1400m	1200m	1000m	800m	600m	400m	200m
Section Times	1:37.69 [5] (0:15.61)	1:22.08 [9] (0:11.82)	1:10.26 [10] (0:12.04)	0:58.22 [9] (0:11.74)	0:46.48 [3] (0:11.65)	0:34.83 [1] (0:11.50)	0:23.33 [1] (0:11.28)	0:12.05 [2] (0:12.05)
Average Speed [km/h]	49.6	61.0	59.9	61.8	62.3	62.6	63.9	60.4
Top Speed [km/h]	61.8	61.8	61.3	62.3	63.4	63.3	64.5	62.9
Avg. Dist. to Rail [m]	3.9	0.7	1.6	2.5	1.9	0.4	0.8	0.8
Avg. Stride Freq. [Hz]	2.1	2.2	2.2	2.2	2.2	2.2	2.2	2.2
Avg. Stride Length [m]	6.4	7.7	7.7	7.7	7.9	8.0	7.9	7.7



- [] Ranking at each section and finish
- .-.- No data available at this section
- NA No data available



Horse/Jockey Name	Simply Refuse
Final Rank	6
Fastest Section Time (Section)	0:10.76 (400m)
Top Speed [km/h] (Section)	67.5 (400m)
Race State	Finished



Doomben QLD Professional

Race 5: XXXX BENCHMARK 70 Handicap - 1615m

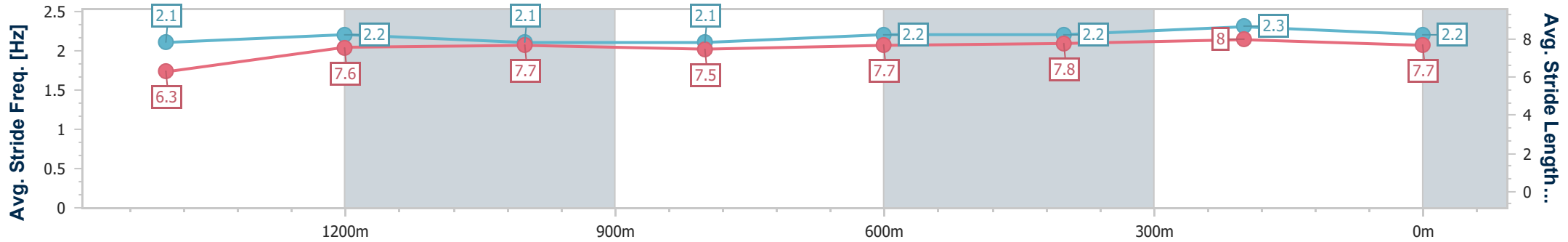
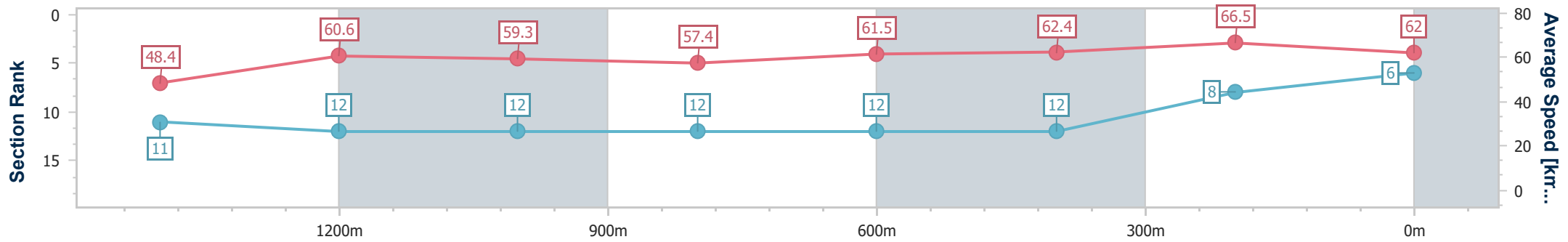
13 April 2024 - 14:14

Track Rating: Good 4, Weather: Fine, Rail Position: +3.5m Entire



BRISBANE RACING CLUB

Section	Overall	1400m	1200m	1000m	800m	600m	400m	200m
Section Times	1:37.81 [6] (0:15.92)	1:21.89 [11] (0:11.78)	1:10.11 [12] (0:12.14)	0:57.97 [12] (0:12.52)	0:45.45 [12] (0:11.67)	0:33.78 [12] (0:11.38)	0:22.40 [12] (0:10.76)	0:11.64 [8] (0:11.64)
Average Speed [km/h]	48.4	60.6	59.3	57.4	61.5	62.4	66.5	62.0
Top Speed [km/h]	60.8	61.9	60.4	60.3	62.8	65.2	67.5	65.3
Avg. Dist. to Rail [m]	1.8	1.6	0.2	0.3	0.9	2.0	3.7	1.1
Avg. Stride Freq. [Hz]	2.1	2.2	2.1	2.1	2.2	2.2	2.3	2.2
Avg. Stride Length [m]	6.3	7.6	7.7	7.5	7.7	7.8	8.0	7.7



- [] Ranking at each section and finish
- .-.- No data available at this section
- NA No data available



Horse/Jockey Name	Redwood Shadow
Final Rank	7
Fastest Section Time (Section)	0:10.98 (400m)
Top Speed [km/h] (Section)	66.3 (400m)
Race State	Finished



Doomben QLD Professional

Race 5: XXXX BENCHMARK 70 Handicap - 1615m

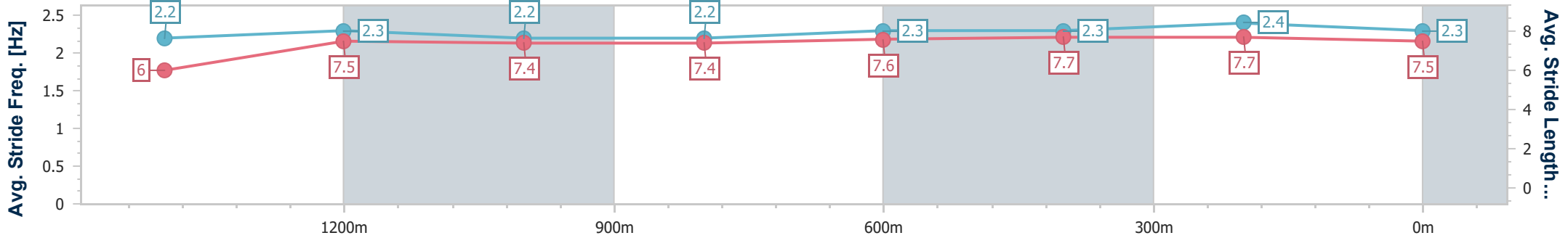
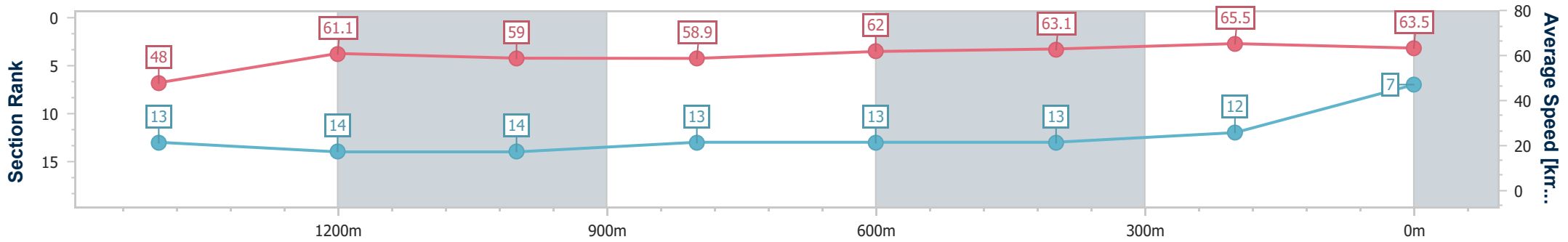
13 April 2024 - 14:14

Track Rating: Good 4, Weather: Fine, Rail Position: +3.5m Entire



BRISBANE RACING CLUB

Section	Overall	1400m	1200m	1000m	800m	600m	400m	200m
Section Times	1:37.92 [7] (0:16.17)	1:21.75 [13] (0:11.80)	1:09.95 [14] (0:12.18)	0:57.77 [14] (0:12.25)	0:45.52 [13] (0:11.68)	0:33.84 [13] (0:11.43)	0:22.41 [13] (0:10.98)	0:11.43 [12] (0:11.43)
Average Speed [km/h]	48.0	61.1	59.0	58.9	62.0	63.1	65.5	63.5
Top Speed [km/h]	60.5	62.3	61.5	61.5	63.0	65.4	66.3	65.2
Avg. Dist. to Rail [m]	5.4	0.3	0.6	0.9	1.2	0.6	0.6	2.3
Avg. Stride Freq. [Hz]	2.2	2.3	2.2	2.2	2.3	2.3	2.4	2.3
Avg. Stride Length [m]	6.0	7.5	7.4	7.4	7.6	7.7	7.7	7.5



- [] Ranking at each section and finish
- .-.- No data available at this section
- NA No data available



Horse/Jockey Name	Master Marko
Final Rank	8
Fastest Section Time (Section)	0:11.10 (400m)
Top Speed [km/h] (Section)	66.1 (400m)
Race State	Finished



Doomben QLD Professional

Race 5: XXXX BENCHMARK 70 Handicap - 1615m

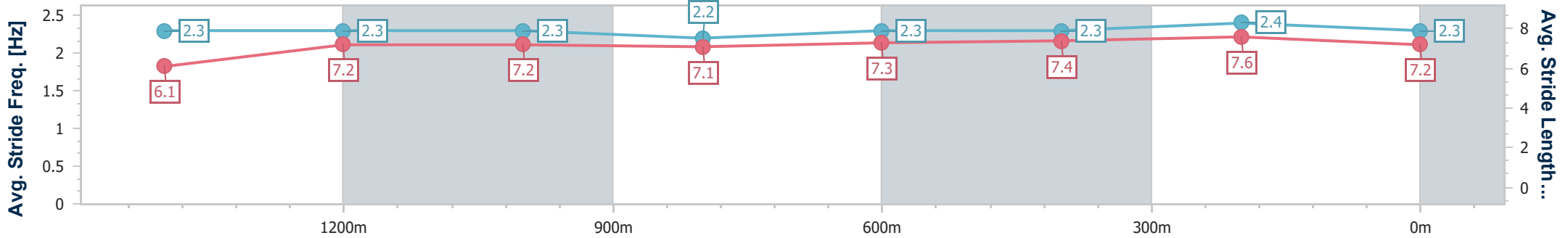
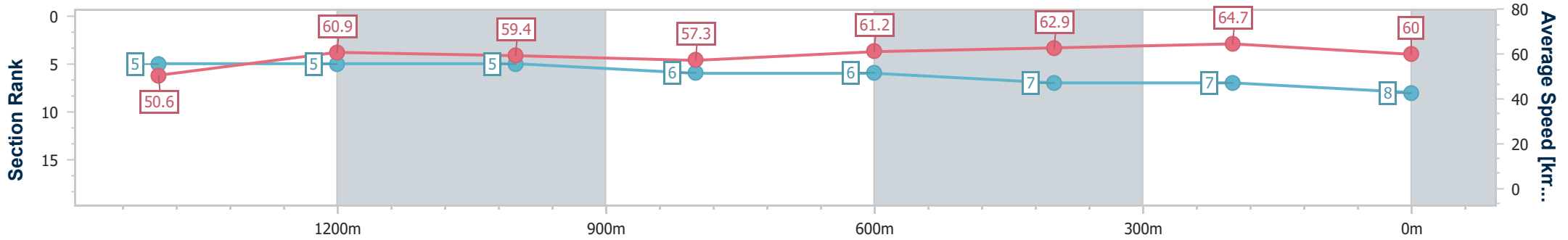
13 April 2024 - 14:14

Track Rating: Good 4, Weather: Fine, Rail Position: +3.5m Entire



BRISBANE RACING CLUB

Section	Overall	1400m	1200m	1000m	800m	600m	400m	200m
Section Times	1:38.00 [8] (0:15.25)	1:22.75 [5] (0:11.67)	1:11.08 [5] (0:12.09)	0:58.99 [5] (0:12.57)	0:46.42 [6] (0:11.82)	0:34.60 [6] (0:11.47)	0:23.13 [7] (0:11.10)	0:12.03 [7] (0:12.03)
Average Speed [km/h]	50.6	60.9	59.4	57.3	61.2	62.9	64.7	60.0
Top Speed [km/h]	62.6	62.6	61.6	59.9	62.9	65.2	66.1	63.6
Avg. Dist. to Rail [m]	2.4	2.6	0.8	0.4	1.2	0.4	1.2	2.2
Avg. Stride Freq. [Hz]	2.3	2.3	2.3	2.2	2.3	2.3	2.4	2.3
Avg. Stride Length [m]	6.1	7.2	7.2	7.1	7.3	7.4	7.6	7.2



- [] Ranking at each section and finish
- .-.- No data available at this section
- NA No data available



Horse/Jockey Name	Wonderland Star
Final Rank	9
Fastest Section Time (Section)	0:11.25 (400m)
Top Speed [km/h] (Section)	65.0 (400m)
Race State	Finished



Doomben QLD Professional

Race 5: XXXX BENCHMARK 70 Handicap - 1615m

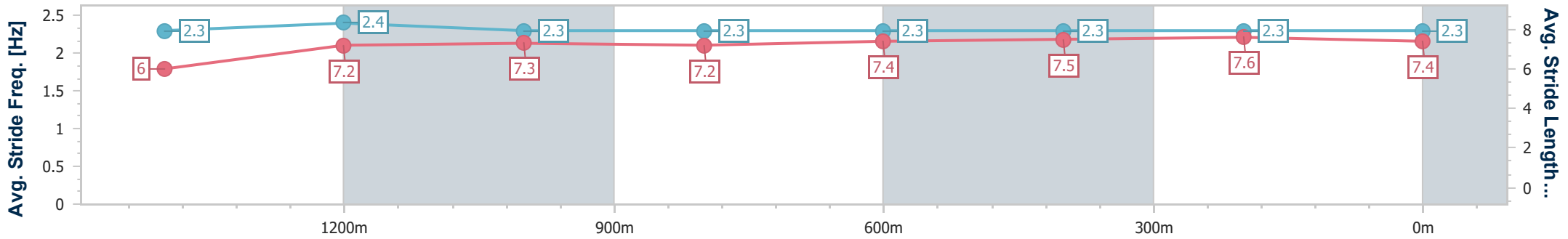
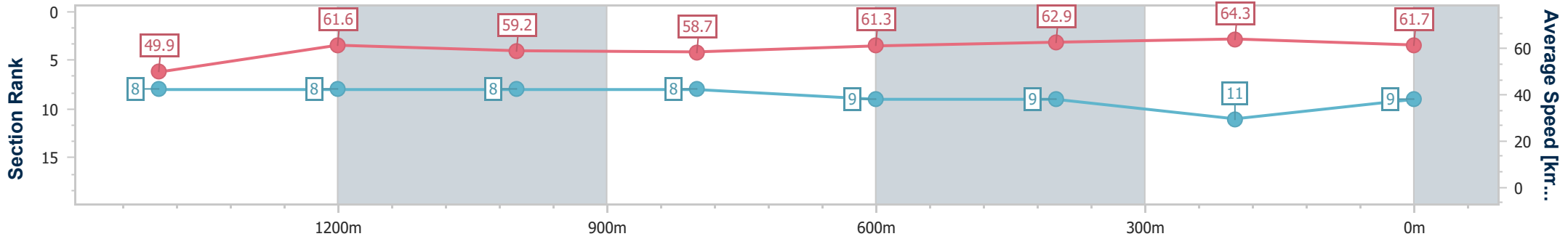
13 April 2024 - 14:14

Track Rating: Good 4, Weather: Fine, Rail Position: +3.5m Entire



BRISBANE RACING CLUB

Section	Overall	1400m	1200m	1000m	800m	600m	400m	200m
Section Times	1:38.15 [9] (0:15.60)	1:22.55 [8] (0:11.66)	1:10.89 [8] (0:12.16)	0:58.73 [8] (0:12.29)	0:46.44 [8] (0:11.89)	0:34.55 [9] (0:11.55)	0:23.00 [9] (0:11.25)	0:11.75 [11] (0:11.75)
Average Speed [km/h]	49.9	61.6	59.2	58.7	61.3	62.9	64.3	61.7
Top Speed [km/h]	63.1	64.3	61.0	62.4	62.5	64.1	65.0	63.4
Avg. Dist. to Rail [m]	3.9	0.5	0.7	1.4	1.9	1.4	3.0	5.4
Avg. Stride Freq. [Hz]	2.3	2.4	2.3	2.3	2.3	2.3	2.3	2.3
Avg. Stride Length [m]	6.0	7.2	7.3	7.2	7.4	7.5	7.6	7.4



- [] Ranking at each section and finish
- .-.- No data available at this section
- NA No data available



Horse/Jockey Name	Showman
Final Rank	10
Fastest Section Time (Section)	0:11.11 (400m)
Top Speed [km/h] (Section)	65.2 (400m)
Race State	Finished



Doomben QLD Professional

Race 5: XXXX BENCHMARK 70 Handicap - 1615m

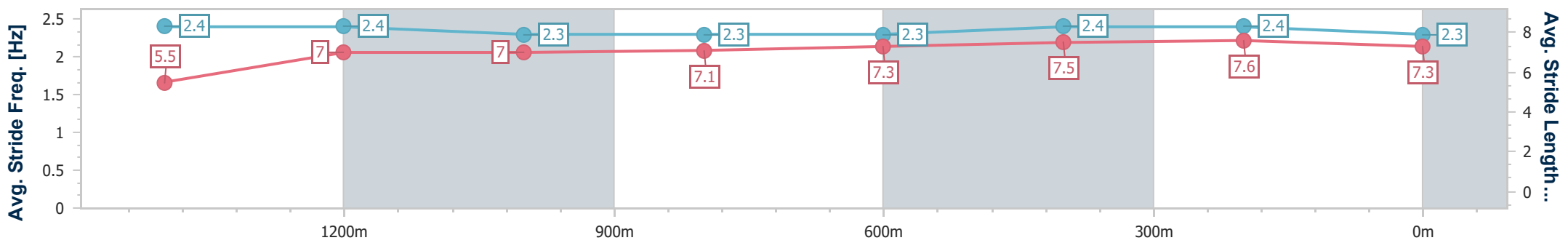
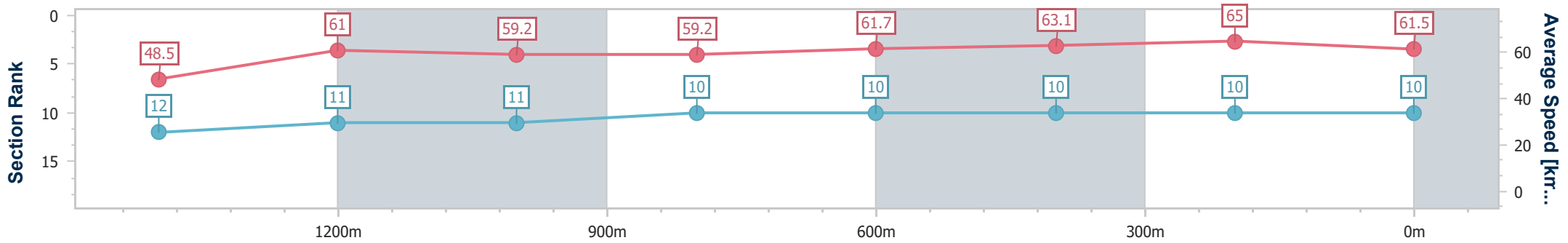
13 April 2024 - 14:14

Track Rating: Good 4, Weather: Fine, Rail Position: +3.5m Entire



BRISBANE RACING CLUB

Section	Overall	1400m	1200m	1000m	800m	600m	400m	200m
Section Times	1:38.16 [10] (0:15.96)	1:22.20 [12] (0:11.69)	1:10.51 [11] (0:12.17)	0:58.34 [11] (0:12.23)	0:46.11 [10] (0:11.77)	0:34.34 [10] (0:11.42)	0:22.92 [10] (0:11.11)	0:11.81 [10] (0:11.81)
Average Speed [km/h]	48.5	61.0	59.2	59.2	61.7	63.1	65.0	61.5
Top Speed [km/h]	61.1	62.0	60.3	61.3	62.6	65.0	65.2	63.6
Avg. Dist. to Rail [m]	3.0	1.8	0.4	2.0	2.0	0.9	2.1	4.1
Avg. Stride Freq. [Hz]	2.4	2.4	2.3	2.3	2.3	2.4	2.4	2.3
Avg. Stride Length [m]	5.5	7.0	7.0	7.1	7.3	7.5	7.6	7.3



- [] Ranking at each section and finish
- .-.- No data available at this section
- NA No data available



Horse/Jockey Name	So Dapper
Final Rank	11
Fastest Section Time (Section)	0:11.37 (1400m)
Top Speed [km/h] (Section)	65.3 (1400m)
Race State	Finished



Doomben QLD Professional

Race 5: XXXX BENCHMARK 70 Handicap - 1615m

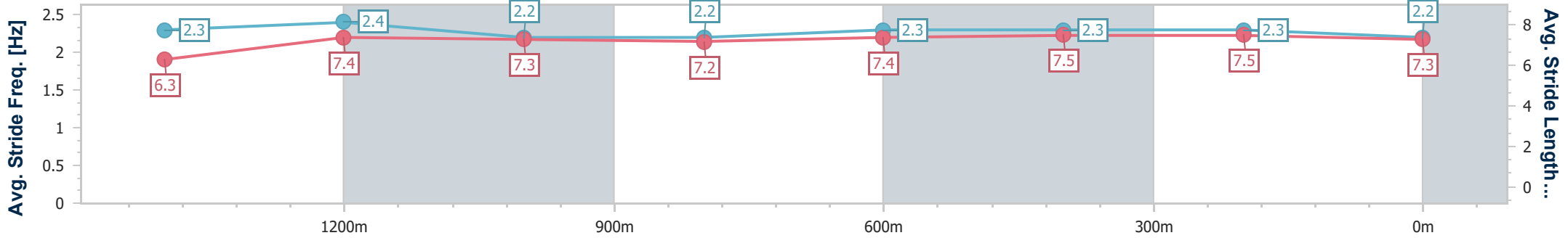
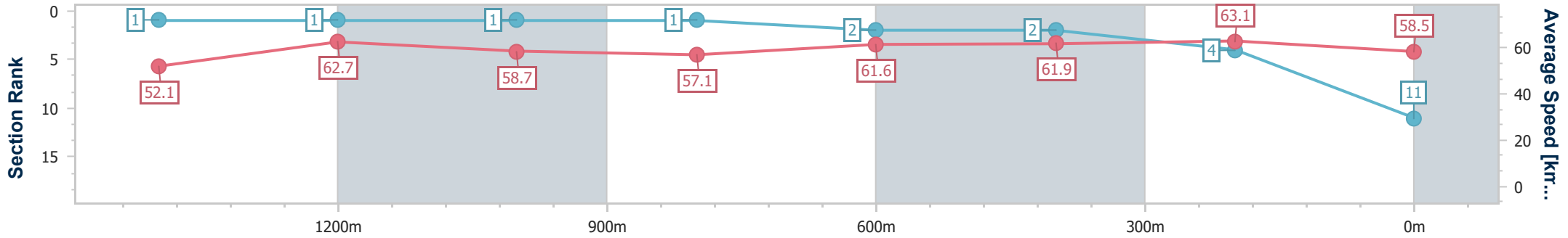
13 April 2024 - 14:14

Track Rating: Good 4, Weather: Fine, Rail Position: +3.5m Entire



BRISBANE RACING CLUB

Section	Overall	1400m	1200m	1000m	800m	600m	400m	200m
Section Times	1:38.20 [11] (0:14.87)	1:23.33 [1] (0:11.37)	1:11.96 [1] (0:12.29)	0:59.67 [1] (0:12.59)	0:47.08 [1] (0:11.77)	0:35.31 [2] (0:11.50)	0:23.81 [2] (0:11.37)	0:12.44 [4] (0:12.44)
Average Speed [km/h]	52.1	62.7	58.7	57.1	61.6	61.9	63.1	58.5
Top Speed [km/h]	64.6	65.3	61.2	59.3	63.1	62.8	64.2	61.6
Avg. Dist. to Rail [m]	4.5	1.1	0.4	0.1	0.6	1.4	2.5	1.8
Avg. Stride Freq. [Hz]	2.3	2.4	2.2	2.2	2.3	2.3	2.3	2.2
Avg. Stride Length [m]	6.3	7.4	7.3	7.2	7.4	7.5	7.5	7.3



- [] Ranking at each section and finish
- .-.- No data available at this section
- NA No data available



Horse/Jockey Name	Whodat
Final Rank	12
Fastest Section Time (Section)	0:11.06 (400m)
Top Speed [km/h] (Section)	66.1 (400m)
Race State	Finished



Doomben QLD Professional

Race 5: XXXX BENCHMARK 70 Handicap - 1615m

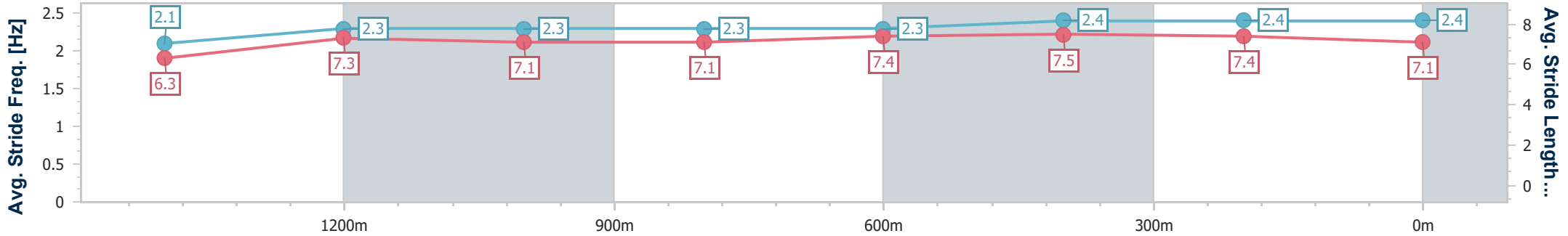
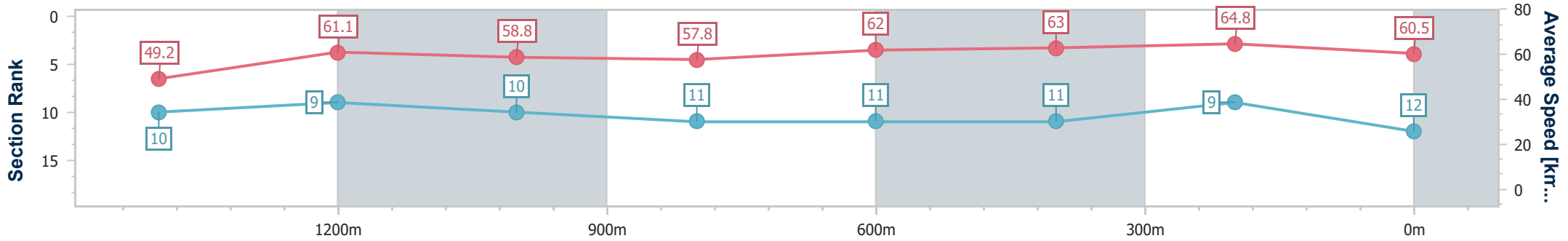
13 April 2024 - 14:14

Track Rating: Good 4, Weather: Fine, Rail Position: +3.5m Entire



BRISBANE RACING CLUB

Section	Overall	1400m	1200m	1000m	800m	600m	400m	200m
Section Times	1:38.30 [12] (0:15.67)	1:22.63 [10] (0:11.63)	1:11.00 [9] (0:12.20)	0:58.80 [10] (0:12.57)	0:46.23 [11] (0:11.76)	0:34.47 [11] (0:11.45)	0:23.02 [11] (0:11.06)	0:11.96 [9] (0:11.96)
Average Speed [km/h]	49.2	61.1	58.8	57.8	62.0	63.0	64.8	60.5
Top Speed [km/h]	61.8	62.0	60.7	60.1	62.8	64.5	66.1	63.8
Avg. Dist. to Rail [m]	1.7	2.5	0.7	1.7	2.5	1.0	1.0	1.0
Avg. Stride Freq. [Hz]	2.1	2.3	2.3	2.3	2.3	2.4	2.4	2.4
Avg. Stride Length [m]	6.3	7.3	7.1	7.1	7.4	7.5	7.4	7.1



- [] Ranking at each section and finish
- .-.- No data available at this section
- NA No data available



Horse/Jockey Name	Dancethenightaway
Final Rank	13
Fastest Section Time (Section)	0:11.11 (400m)
Top Speed [km/h] (Section)	65.4 (400m)
Race State	Finished



Doomben QLD Professional

Race 5: XXXX BENCHMARK 70 Handicap - 1615m

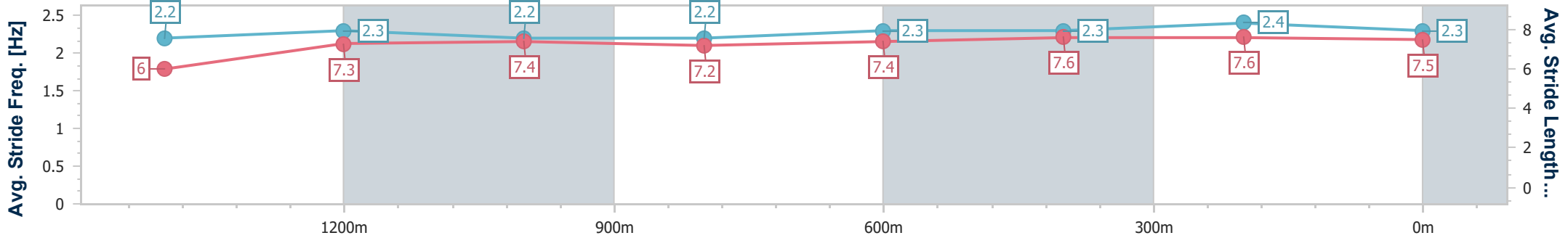
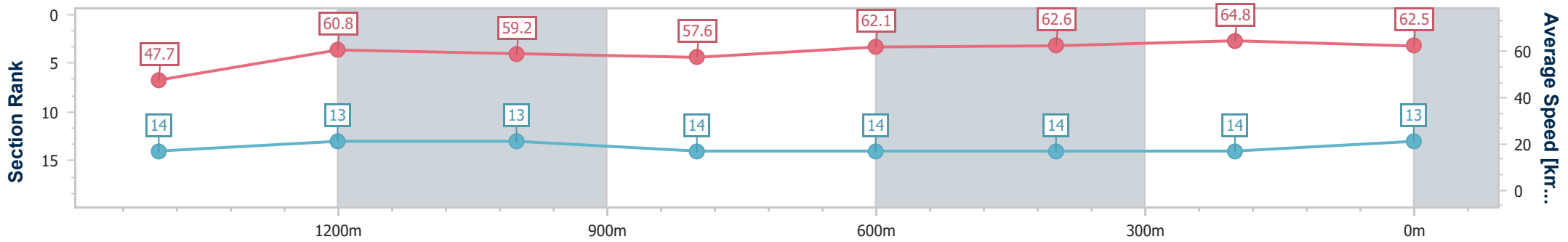
13 April 2024 - 14:14

Track Rating: Good 4, Weather: Fine, Rail Position: +3.5m Entire



BRISBANE RACING CLUB

Section	Overall	1400m	1200m	1000m	800m	600m	400m	200m
Section Times	1:38.37 [13] (0:16.21)	1:22.16 [14] (0:11.74)	1:10.42 [13] (0:12.18)	0:58.24 [13] (0:12.48)	0:45.76 [14] (0:11.64)	0:34.12 [14] (0:11.39)	0:22.73 [14] (0:11.11)	0:11.62 [14] (0:11.62)
Average Speed [km/h]	47.7	60.8	59.2	57.6	62.1	62.6	64.8	62.5
Top Speed [km/h]	60.3	62.4	60.9	60.7	63.2	64.2	65.4	63.9
Avg. Dist. to Rail [m]	4.9	1.2	0.3	0.3	0.1	1.1	1.6	1.1
Avg. Stride Freq. [Hz]	2.2	2.3	2.2	2.2	2.3	2.3	2.4	2.3
Avg. Stride Length [m]	6.0	7.3	7.4	7.2	7.4	7.6	7.6	7.5



- [] Ranking at each section and finish
- .-.- No data available at this section
- NA No data available



Horse/Jockey Name	Beef Week Princess
Final Rank	14
Fastest Section Time (Section)	0:11.51 (600m)
Top Speed [km/h] (Section)	64.1 (400m)
Race State	Finished



Doomben QLD Professional

Race 5: XXXX BENCHMARK 70 Handicap - 1615m

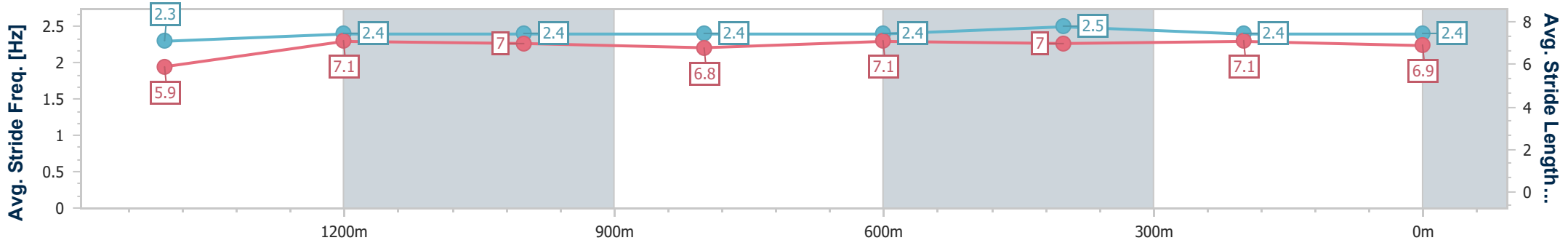
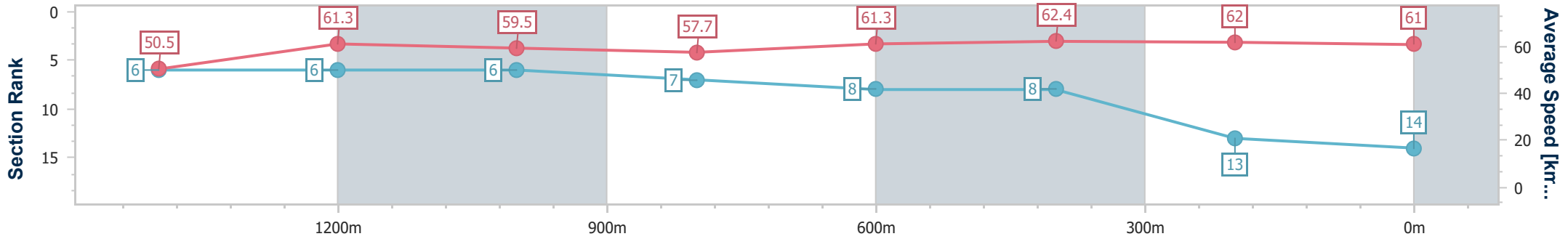
13 April 2024 - 14:14

Track Rating: Good 4, Weather: Fine, Rail Position: +3.5m Entire



BRISBANE RACING CLUB

Section	Overall	1400m	1200m	1000m	800m	600m	400m	200m
Section Times	1:38.53 [14] (0:15.29)	1:23.24 [6] (0:11.71)	1:11.53 [6] (0:12.14)	0:59.39 [6] (0:12.54)	0:46.85 [7] (0:11.84)	0:35.01 [8] (0:11.51)	0:23.50 [8] (0:11.59)	0:11.91 [13] (0:11.91)
Average Speed [km/h]	50.5	61.3	59.5	57.7	61.3	62.4	62.0	61.0
Top Speed [km/h]	63.2	63.3	61.8	59.6	62.5	63.2	64.1	63.1
Avg. Dist. to Rail [m]	1.2	0.6	1.3	1.7	1.3	0.5	1.5	2.5
Avg. Stride Freq. [Hz]	2.3	2.4	2.4	2.4	2.4	2.5	2.4	2.4
Avg. Stride Length [m]	5.9	7.1	7.0	6.8	7.1	7.0	7.1	6.9



- [] Ranking at each section and finish
- .-.- No data available at this section
- NA No data available