



Sunshine Coast QLD Professional
Race 3: K SMITH & SON JEWELLERS RATINGS BAND 0 - 58 Handicap - 1000m
14 April 2024 - 14:21



Track Rating: Soft 6, Weather: Fine, Rail Position: True

Section		Overall	800m	600m	400m	200m	Last 600m					
Field Times		0:59.56 (0:13.43)	0:46.13 (0:10.76)	0:35.37 (0:11.37)	0:24.00 (0:11.49)	0:12.51 (0:12.51)	0:35.37					
Rank	TAB Horse/Jockey	Barrier	Top Speed [km/h]	Fastest Section	Margin					Distance Travelled [m]		
1	2 IT'S RAINING AGAIN Cody Collis	2	68.2 800m	0:10.84 800m	0:59.56 [1] (0:13.73)	0:45.83 [3] (0:10.84)	0:34.99 [3] (0:11.12)	0:23.87 [2] (0:11.36)	0:12.51 [1] (0:12.51)	0:59.56	0:34.99	
2	10 OUR BLING Emily Lang	10	67.3 800m	0:10.93 800m	0:59.67 [2] (0:13.95)	0:45.72 [6] (0:10.93)	0:34.79 [5] (0:11.44)	0:23.35 [5] (0:11.25)	0:12.10 [6] (0:12.10)	0.5L	0:34.79	+0
3	9 SATURDAY GLORY Jake Bayliss	9	67.3 800m	0:11.09 800m	0:59.71 [3] (0:14.15)	0:45.56 [8] (0:11.09)	0:34.47 [8] (0:11.09)	0:23.38 [6] (0:11.16)	0:12.22 [5] (0:12.22)	0.7L	0:34.47	+0
4	8 EARLSTON Micheal Hellyer	8	67.4 800m	0:10.93 800m	1:00.11 [4] (0:13.74)	0:46.37 [4] (0:10.93)	0:35.44 [4] (0:11.25)	0:24.19 [4] (0:11.55)	0:12.64 [4] (0:12.64)	3L	0:35.44	-4
5	1 DAINTREE DREAMING Robbie Dolan	1	67.2 800m	0:11.00 800m	1:00.32 [5] (0:14.01)	0:46.31 [7] (0:11.00)	0:35.31 [6] (0:11.33)	0:23.98 [7] (0:11.41)	0:12.57 [7] (0:12.57)	4L	0:35.31	-1
6	6 SO IT BEGINS Karl Zechner	6	69.4 800m	0:10.76 800m	1:00.33 [6] (0:13.43)	0:46.90 [1] (0:10.76)	0:36.14 [1] (0:11.37)	0:24.77 [1] (0:11.58)	0:13.19 [2] (0:13.19)	4.1L	0:36.14	+1
7	7 CURRY LEGEND Jai Williams	7	67.6 800m	0:10.94 800m	1:00.56 [7] (0:13.54)	0:47.02 [2] (0:10.94)	0:36.08 [2] (0:11.22)	0:24.86 [3] (0:11.61)	0:13.25 [3] (0:13.25)	5.4L	0:36.08	-3
8	4 WARRIOR JACK Georgina Cartwright	4	66.4 800m	0:11.11 800m	1:01.51 [8] (0:13.91)	0:47.60 [5] (0:11.11)	0:36.49 [7] (0:11.36)	0:25.13 [8] (0:11.71)	0:13.42 [8] (0:13.42)	10.9L	0:36.49	+2

Scratched: Tawfiq Star (#5), Better Lad (#3)

[] Ranking at each section and finish
 -:-:- No data available at this section
 NA No data available

SCN Saddle cloth number
 DNF Did not finish
 DNT Did not track



Horse/Jockey Name	It's Raining Again
Final Rank	1
Fastest Section Time (Section)	0:10.84 (800m)
Top Speed [km/h] (Section)	68.2 (800m)
Race State	Finished

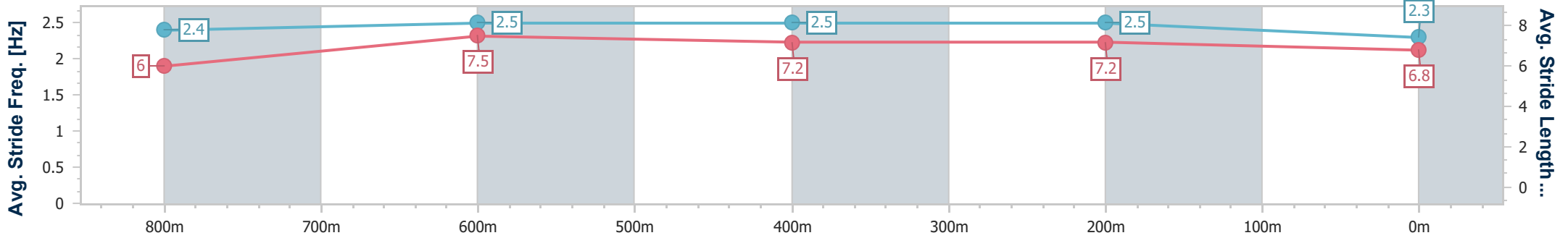
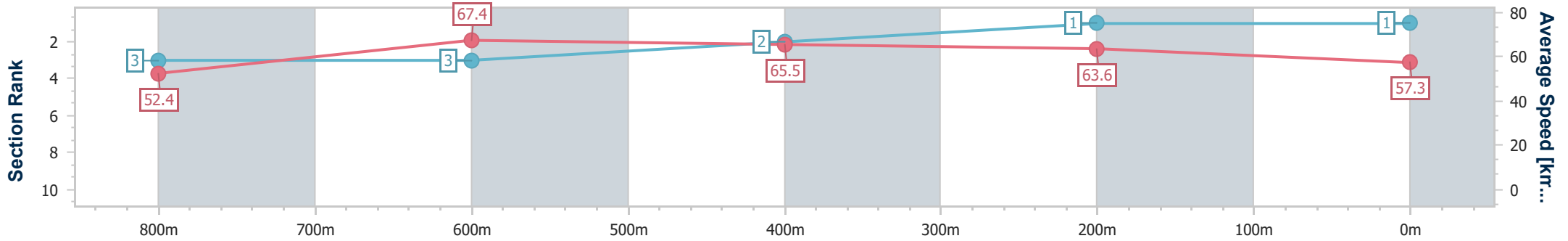


Sunshine Coast QLD Professional
 Race 3: K SMITH & SON JEWELLERS RATINGS BAND 0 - 58
 Handicap - 1000m
 14 April 2024 - 14:21



Track Rating: Soft 6, Weather: Fine, Rail Position: True

Section	Overall	800m	600m	400m	200m
Section Times	0:59.56 [1] (0:13.73)	0:45.83 [3] (0:10.84)	0:34.99 [3] (0:11.12)	0:23.87 [2] (0:11.36)	0:12.51 [1] (0:12.51)
Average Speed [km/h]	52.4	67.4	65.5	63.6	57.3
Top Speed [km/h]	66.5	68.2	67.6	64.8	62.0
Avg. Dist. to Rail [m]	9.1	4.0	2.1	6.4	5.0
Avg. Stride Freq. [Hz]	2.4	2.5	2.5	2.5	2.3
Avg. Stride Length [m]	6.0	7.5	7.2	7.2	6.8



- [] Ranking at each section and finish
- .-.- No data available at this section
- NA No data available



Horse/Jockey Name	Our Bling
Final Rank	2
Fastest Section Time (Section)	0:10.93 (800m)
Top Speed [km/h] (Section)	67.3 (800m)
Race State	Finished



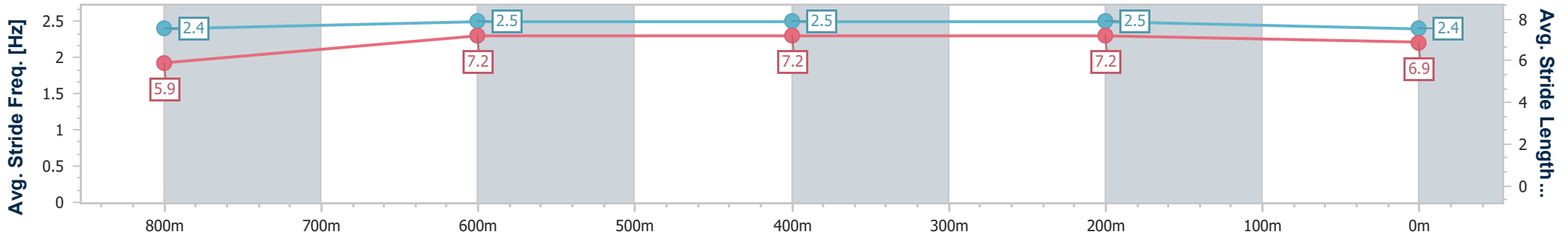
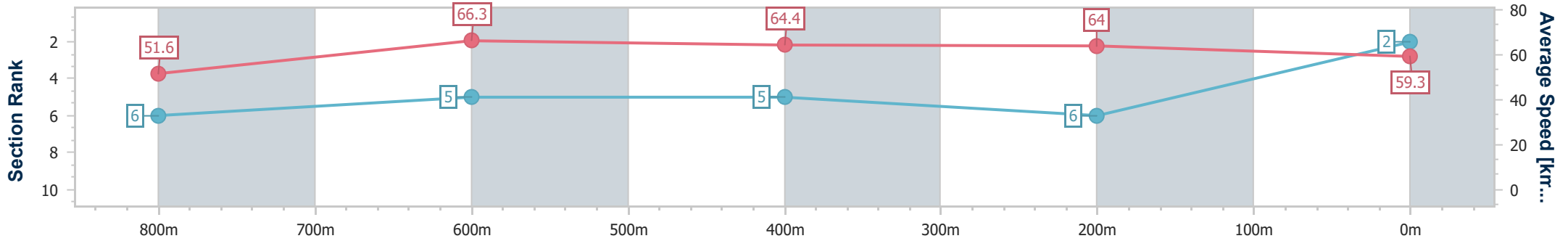
Sunshine Coast QLD Professional
 Race 3: K SMITH & SON JEWELLERS RATINGS BAND 0 - 58
 Handicap - 1000m



14 April 2024 - 14:21

Track Rating: Soft 6, Weather: Fine, Rail Position: True

Section	Overall	800m	600m	400m	200m
Section Times	0:59.67 [2] (0:13.95)	0:45.72 [6] (0:10.93)	0:34.79 [5] (0:11.44)	0:23.35 [5] (0:11.25)	0:12.10 [6] (0:12.10)
Average Speed [km/h]	51.6	66.3	64.4	64.0	59.3
Top Speed [km/h]	64.2	67.3	66.0	65.1	62.9
Avg. Dist. to Rail [m]	5.0	2.4	3.2	6.0	7.2
Avg. Stride Freq. [Hz]	2.4	2.5	2.5	2.5	2.4
Avg. Stride Length [m]	5.9	7.2	7.2	7.2	6.9



- [] Ranking at each section and finish
- .-.- No data available at this section
- NA No data available



Horse/Jockey Name	Saturday Glory
Final Rank	3
Fastest Section Time (Section)	0:11.09 (800m)
Top Speed [km/h] (Section)	67.3 (800m)
Race State	Finished

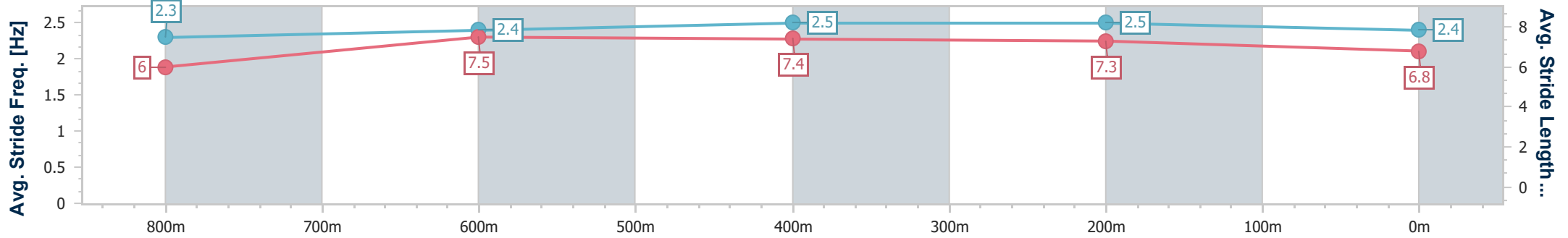
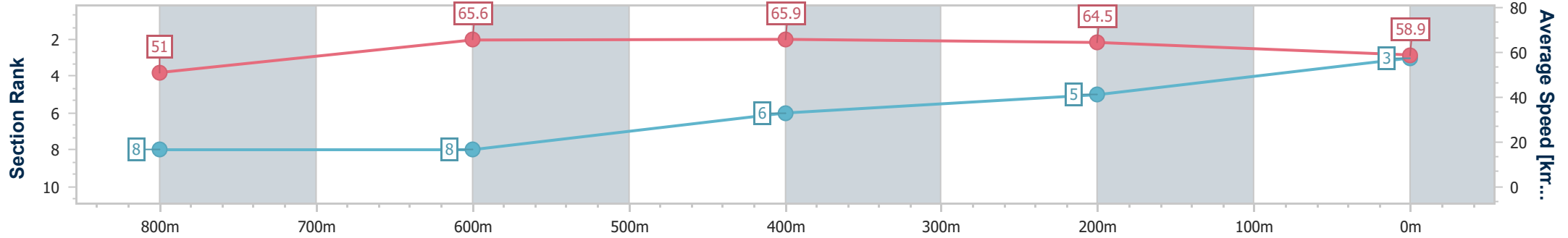


Sunshine Coast QLD Professional
 Race 3: K SMITH & SON JEWELLERS RATINGS BAND 0 - 58
 Handicap - 1000m
 14 April 2024 - 14:21



Track Rating: Soft 6, Weather: Fine, Rail Position: True

Section	Overall	800m	600m	400m	200m
Section Times	0:59.71 [3] (0:14.15)	0:45.56 [8] (0:11.09)	0:34.47 [8] (0:11.09)	0:23.38 [6] (0:11.16)	0:12.22 [5] (0:12.22)
Average Speed [km/h]	51.0	65.6	65.9	64.5	58.9
Top Speed [km/h]	64.5	67.3	66.7	65.9	62.7
Avg. Dist. to Rail [m]	7.8	3.1	2.1	5.1	6.0
Avg. Stride Freq. [Hz]	2.3	2.4	2.5	2.5	2.4
Avg. Stride Length [m]	6.0	7.5	7.4	7.3	6.8



- [] Ranking at each section and finish
- .-.- No data available at this section
- NA No data available



Horse/Jockey Name	Earlston
Final Rank	4
Fastest Section Time (Section)	0:10.93 (800m)
Top Speed [km/h] (Section)	67.4 (800m)
Race State	Finished



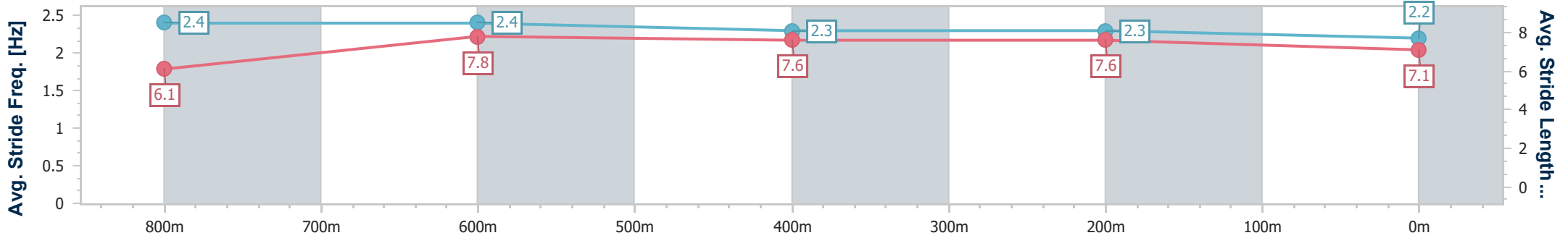
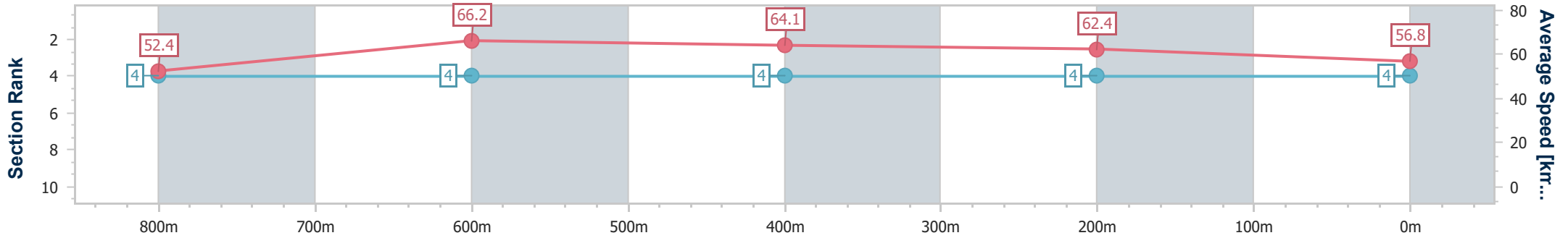
Sunshine Coast QLD Professional
 Race 3: K SMITH & SON JEWELLERS RATINGS BAND 0 - 58
 Handicap - 1000m



14 April 2024 - 14:21

Track Rating: Soft 6, Weather: Fine, Rail Position: True

Section	Overall	800m	600m	400m	200m
Section Times	1:00.11 [4] (0:13.74)	0:46.37 [4] (0:10.93)	0:35.44 [4] (0:11.25)	0:24.19 [4] (0:11.55)	0:12.64 [4] (0:12.64)
Average Speed [km/h]	52.4	66.2	64.1	62.4	56.8
Top Speed [km/h]	65.4	67.4	66.5	63.4	60.7
Avg. Dist. to Rail [m]	6.5	1.5	0.4	4.2	5.4
Avg. Stride Freq. [Hz]	2.4	2.4	2.3	2.3	2.2
Avg. Stride Length [m]	6.1	7.8	7.6	7.6	7.1



- [] Ranking at each section and finish
- .-.- No data available at this section
- NA No data available



Horse/Jockey Name	Daintree Dreaming
Final Rank	5
Fastest Section Time (Section)	0:11.00 (800m)
Top Speed [km/h] (Section)	67.2 (800m)
Race State	Finished

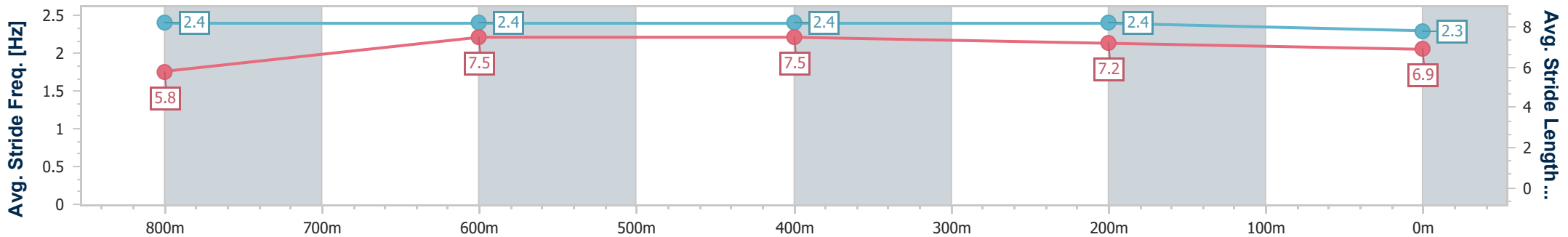
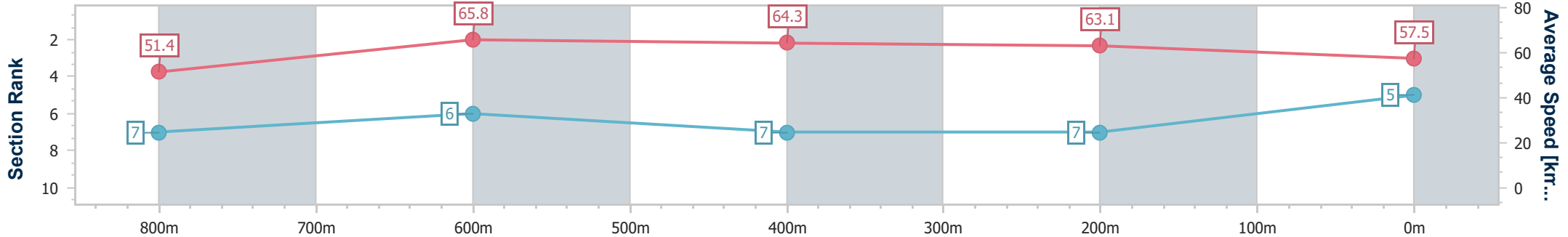


Sunshine Coast QLD Professional
 Race 3: K SMITH & SON JEWELLERS RATINGS BAND 0 - 58
 Handicap - 1000m
 14 April 2024 - 14:21



Track Rating: Soft 6, Weather: Fine, Rail Position: True

Section	Overall	800m	600m	400m	200m
Section Times	1:00.32 [5] (0:14.01)	0:46.31 [7] (0:11.00)	0:35.31 [6] (0:11.33)	0:23.98 [7] (0:11.41)	0:12.57 [7] (0:12.57)
Average Speed [km/h]	51.4	65.8	64.3	63.1	57.5
Top Speed [km/h]	65.2	67.2	65.4	64.7	60.8
Avg. Dist. to Rail [m]	3.3	1.3	1.9	4.4	3.3
Avg. Stride Freq. [Hz]	2.4	2.4	2.4	2.4	2.3
Avg. Stride Length [m]	5.8	7.5	7.5	7.2	6.9



- [] Ranking at each section and finish
- .-.- No data available at this section
- NA No data available



Horse/Jockey Name	So It Begins
Final Rank	6
Fastest Section Time (Section)	0:10.76 (800m)
Top Speed [km/h] (Section)	69.4 (800m)
Race State	Finished

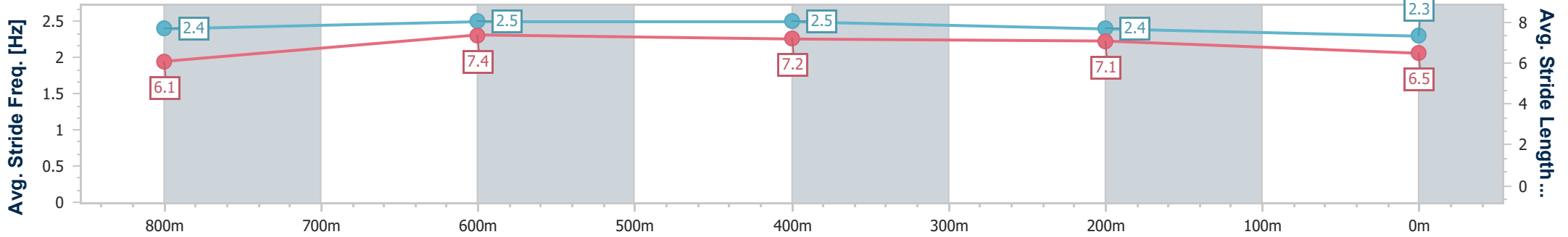
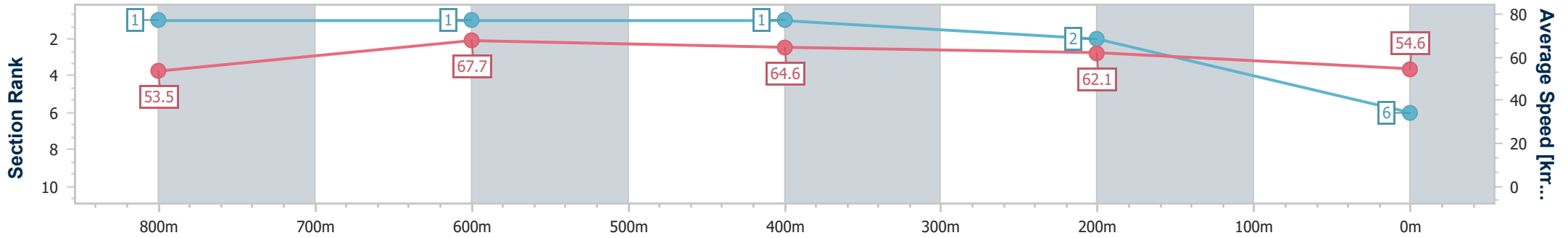


Sunshine Coast QLD Professional
 Race 3: K SMITH & SON JEWELLERS RATINGS BAND 0 - 58
 Handicap - 1000m
 14 April 2024 - 14:21



Track Rating: Soft 6, Weather: Fine, Rail Position: True

Section	Overall	800m	600m	400m	200m
Section Times	1:00.33 [6] (0:13.43)	0:46.90 [1] (0:10.76)	0:36.14 [1] (0:11.37)	0:24.77 [1] (0:11.58)	0:13.19 [2] (0:13.19)
Average Speed [km/h]	53.5	67.7	64.6	62.1	54.6
Top Speed [km/h]	68.6	69.4	65.6	64.3	60.5
Avg. Dist. to Rail [m]	6.0	3.0	3.3	5.1	4.7
Avg. Stride Freq. [Hz]	2.4	2.5	2.5	2.4	2.3
Avg. Stride Length [m]	6.1	7.4	7.2	7.1	6.5



- [] Ranking at each section and finish
- .-.- No data available at this section
- NA No data available



Horse/Jockey Name	Curry Legend
Final Rank	7
Fastest Section Time (Section)	0:10.94 (800m)
Top Speed [km/h] (Section)	67.6 (800m)
Race State	Finished



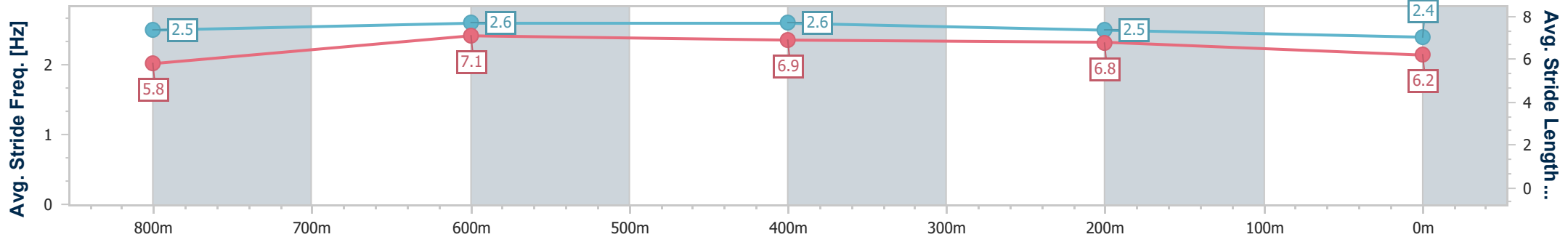
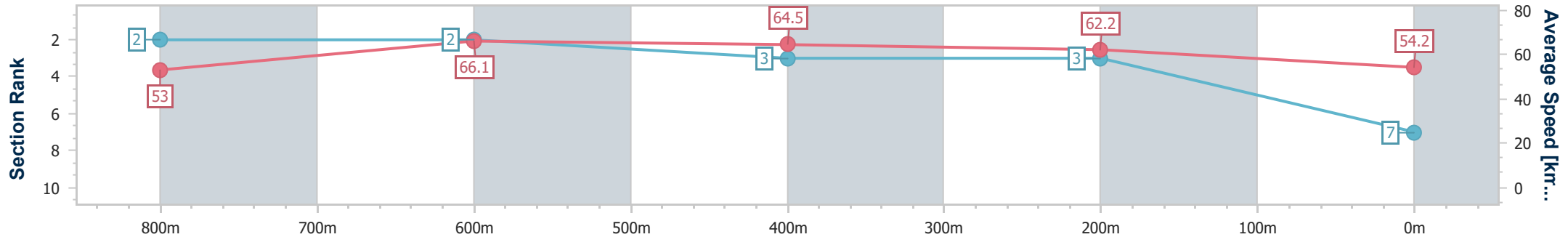
Sunshine Coast QLD Professional
 Race 3: K SMITH & SON JEWELLERS RATINGS BAND 0 - 58
 Handicap - 1000m



14 April 2024 - 14:21

Track Rating: Soft 6, Weather: Fine, Rail Position: True

Section	Overall	800m	600m	400m	200m
Section Times	1:00.56 [7] (0:13.54)	0:47.02 [2] (0:10.94)	0:36.08 [2] (0:11.22)	0:24.86 [3] (0:11.61)	0:13.25 [3] (0:13.25)
Average Speed [km/h]	53.0	66.1	64.5	62.2	54.2
Top Speed [km/h]	67.1	67.6	65.4	64.2	59.5
Avg. Dist. to Rail [m]	3.1	1.3	1.3	2.8	1.0
Avg. Stride Freq. [Hz]	2.5	2.6	2.6	2.5	2.4
Avg. Stride Length [m]	5.8	7.1	6.9	6.8	6.2



- [] Ranking at each section and finish
- .-.- No data available at this section
- NA No data available



Horse/Jockey Name	Warrior Jack
Final Rank	8
Fastest Section Time (Section)	0:11.11 (800m)
Top Speed [km/h] (Section)	66.4 (800m)
Race State	Finished



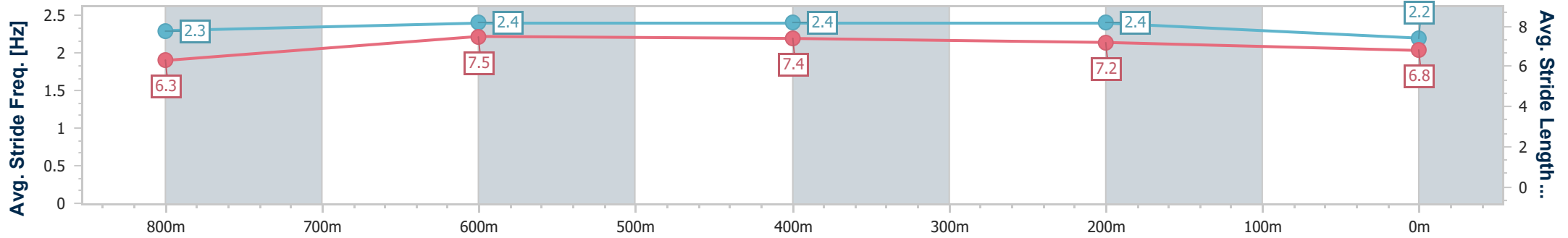
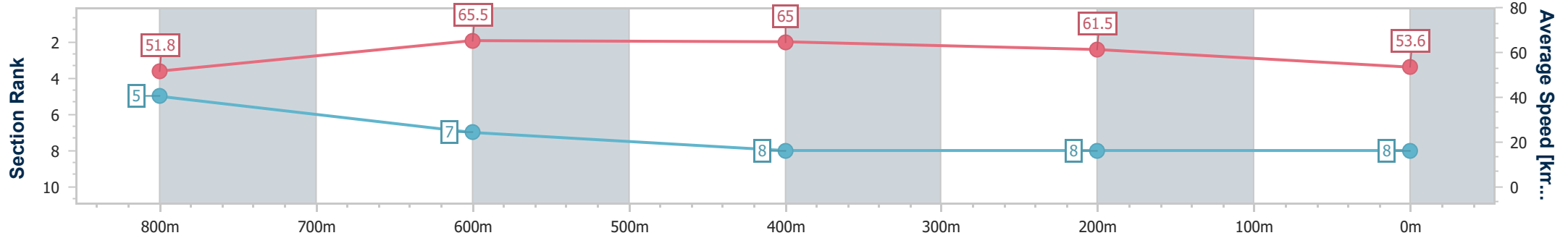
Sunshine Coast QLD Professional
 Race 3: K SMITH & SON JEWELLERS RATINGS BAND 0 - 58
 Handicap - 1000m



14 April 2024 - 14:21

Track Rating: Soft 6, Weather: Fine, Rail Position: True

Section	Overall	800m	600m	400m	200m
Section Times	1:01.51 [8] (0:13.91)	0:47.60 [5] (0:11.11)	0:36.49 [7] (0:11.36)	0:25.13 [8] (0:11.71)	0:13.42 [8] (0:13.42)
Average Speed [km/h]	51.8	65.5	65.0	61.5	53.6
Top Speed [km/h]	65.9	66.4	65.7	63.6	58.9
Avg. Dist. to Rail [m]	8.8	3.4	3.9	7.0	6.5
Avg. Stride Freq. [Hz]	2.3	2.4	2.4	2.4	2.2
Avg. Stride Length [m]	6.3	7.5	7.4	7.2	6.8



- [] Ranking at each section and finish
- .-.- No data available at this section
- NA No data available