



Sunshine Coast QLD Professional
Race 4: PELICAN WATERS GOLF CLUB BENCHMARK 65 Handicap - 1000m
14 April 2024 - 15:07



Track Rating: Soft 6, Weather: Fine, Rail Position: True

Section		Overall	800m	600m	400m	200m	Last 600m					
Field Times		0:59.01 (0:13.20)	0:45.81 (0:10.78)	0:35.03 (0:11.16)	0:23.87 (0:11.50)	0:12.37 (0:12.37)	0:35.03					
Rank	TAB Horse/Jockey	Barrier	Top Speed [km/h]	Fastest Section	Margin					Distance Travelled [m]		
1	8 CABRINELLA Bailey Wheeler	8	69.0 800m	0:10.76 800m	0:59.01 [1] (0:13.63)	0:45.38 [7] (0:10.76)	0:34.62 [6] (0:11.03)	0:23.59 [4] (0:11.22)	0:12.37 [1] (0:12.37)	0:59.01	0:34.62	
2	13 WHAT A SHAM Sean Cormack	13	68.4 800m	0:10.74 800m	0:59.02 [2] (0:13.76)	0:45.26 [8] (0:10.74)	0:34.52 [8] (0:11.06)	0:23.46 [9] (0:11.19)	0:12.27 [3] (0:12.27)	0.1L	0:34.52	+0
3	11 PIANIST Micheal Hellyer	11	69.2 800m	0:10.65 800m	0:59.22 [3] (0:13.95)	0:45.27 [9] (0:10.65)	0:34.62 [9] (0:10.91)	0:23.71 [8] (0:11.32)	0:12.39 [5] (0:12.39)	1.1L	0:34.62	-4
4	7 SECRET STATEMENT Robbie Dolan	7	68.3 800m	0:10.85 800m	0:59.29 [4] (0:13.55)	0:45.74 [4] (0:10.85)	0:34.89 [7] (0:11.08)	0:23.81 [7] (0:11.35)	0:12.46 [6] (0:12.46)	1.4L	0:34.89	+0
5	12 ROMAN REIGN Georgina Cartwright	12	70.6 800m	0:10.70 800m	0:59.62 [5] (0:13.30)	0:46.32 [2] (0:10.70)	0:35.62 [2] (0:11.14)	0:24.48 [1] (0:11.66)	0:12.82 [4] (0:12.82)	3.2L	0:35.62	-2
6	3 MR ENCORE James Orman	3	69.8 Overall	0:10.78 800m	0:59.78 [6] (0:13.20)	0:46.58 [1] (0:10.78)	0:35.80 [1] (0:11.23)	0:24.57 [2] (0:11.51)	0:13.06 [2] (0:13.06)	4L	0:35.80	+1
7	4 BELISTIC MAN Minonette Kennedy	4	68.8 Overall	0:10.73 800m	0:59.91 [7] (0:13.33)	0:46.58 [3] (0:10.73)	0:35.85 [3] (0:11.40)	0:24.45 [5] (0:11.58)	0:12.87 [8] (0:12.87)	4.8L	0:35.85	-2
8	5 I AM A MARVEL Emily Lang	5	69.4 800m	0:10.64 800m	1:00.17 [8] (0:13.63)	0:46.54 [6] (0:10.64)	0:35.90 [5] (0:11.19)	0:24.71 [5] (0:11.70)	0:13.01 [9] (0:13.01)	6.1L	0:35.90	+2
9	6 OUR RED PLANET Jim Byrne	6	68.6 800m	0:10.60 800m	1:00.57 [9] (0:13.62)	0:46.95 [5] (0:10.60)	0:36.35 [4] (0:11.00)	0:25.35 [3] (0:11.73)	0:13.62 [7] (0:13.62)	8.4L	0:36.35	-4

Scratched: Rustic Boom (#2), One 'N' Only (#9), Tow The Line (#10), Minks Star (#1)

[] Ranking at each section and finish
 -:-:- No data available at this section
 NA No data available
 SCN Saddle cloth number
 DNF Did not finish
 DNT Did not track



Horse/Jockey Name	Cabrinella
Final Rank	1
Fastest Section Time (Section)	0:10.76 (800m)
Top Speed [km/h] (Section)	69.0 (800m)
Race State	Finished

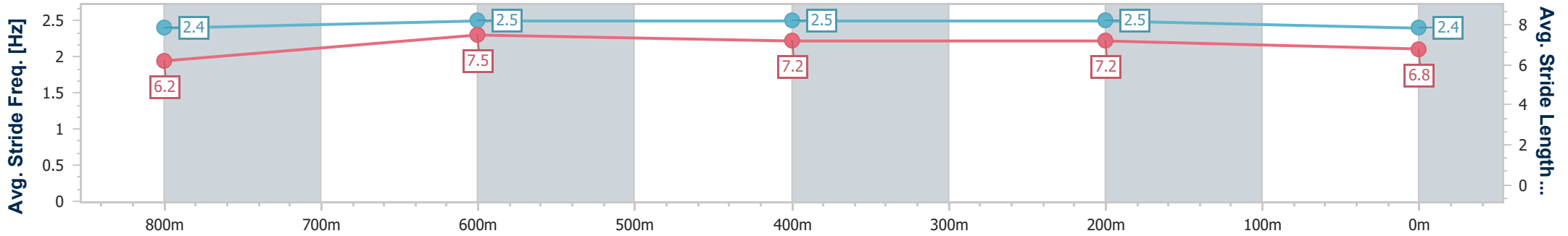
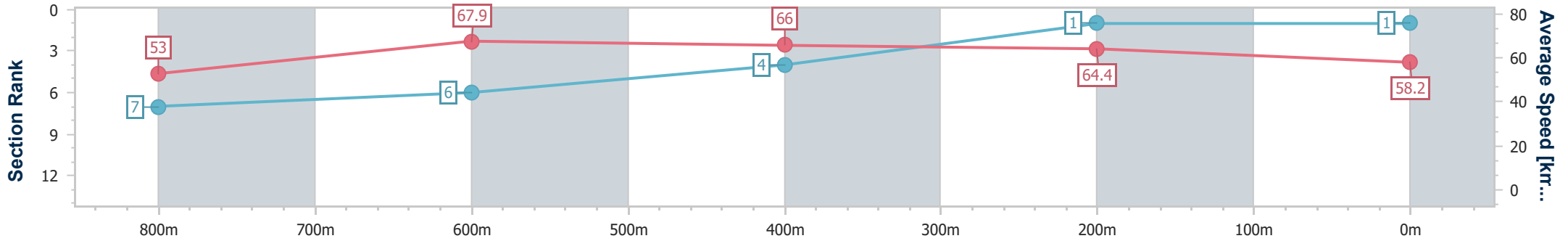


Sunshine Coast QLD Professional
 Race 4: PELICAN WATERS GOLF CLUB BENCHMARK 65
 Handicap - 1000m
 14 April 2024 - 15:07



Track Rating: Soft 6, Weather: Fine, Rail Position: True

Section	Overall	800m	600m	400m	200m
Section Times	0:59.01 [1] (0:13.63)	0:45.38 [7] (0:10.76)	0:34.62 [6] (0:11.03)	0:23.59 [4] (0:11.22)	0:12.37 [1] (0:12.37)
Average Speed [km/h]	53.0	67.9	66.0	64.4	58.2
Top Speed [km/h]	68.0	69.0	67.8	65.8	61.4
Avg. Dist. to Rail [m]	10.5	5.1	2.4	5.6	4.4
Avg. Stride Freq. [Hz]	2.4	2.5	2.5	2.5	2.4
Avg. Stride Length [m]	6.2	7.5	7.2	7.2	6.8



- [] Ranking at each section and finish
- .-.- No data available at this section
- NA No data available



Horse/Jockey Name	What A Sham
Final Rank	2
Fastest Section Time (Section)	0:10.74 (800m)
Top Speed [km/h] (Section)	68.4 (800m)
Race State	Finished

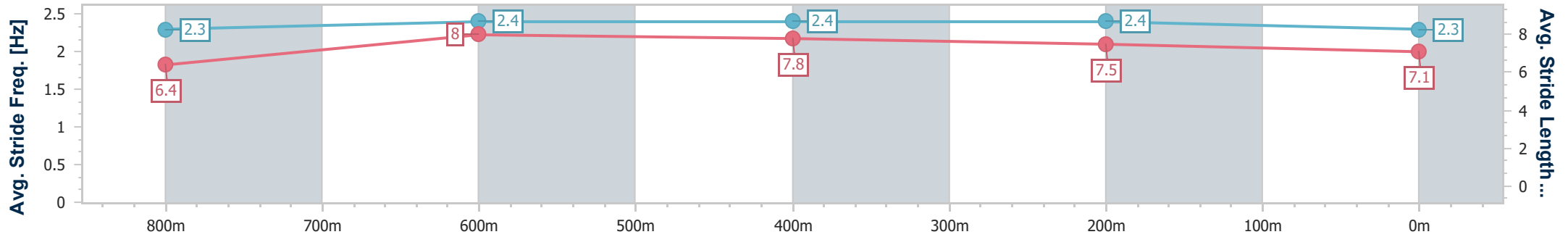
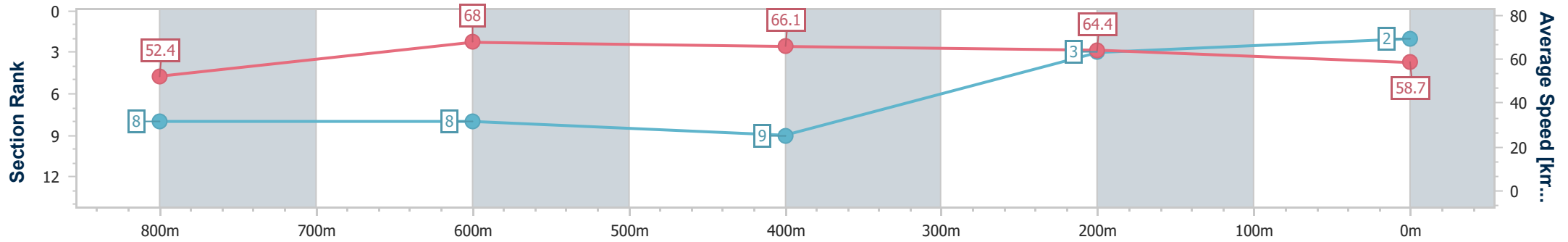


Sunshine Coast QLD Professional
 Race 4: PELICAN WATERS GOLF CLUB BENCHMARK 65
 Handicap - 1000m
 14 April 2024 - 15:07



Track Rating: Soft 6, Weather: Fine, Rail Position: True

Section	Overall	800m	600m	400m	200m
Section Times	0:59.02 [2] (0:13.76)	0:45.26 [8] (0:10.74)	0:34.52 [8] (0:11.06)	0:23.46 [9] (0:11.19)	0:12.27 [3] (0:12.27)
Average Speed [km/h]	52.4	68.0	66.1	64.4	58.7
Top Speed [km/h]	65.9	68.4	67.4	65.7	60.9
Avg. Dist. to Rail [m]	8.6	3.3	2.8	5.6	4.0
Avg. Stride Freq. [Hz]	2.3	2.4	2.4	2.4	2.3
Avg. Stride Length [m]	6.4	8.0	7.8	7.5	7.1



- [] Ranking at each section and finish
- .-.- No data available at this section
- NA No data available



Horse/Jockey Name	Pianist
Final Rank	3
Fastest Section Time (Section)	0:10.65 (800m)
Top Speed [km/h] (Section)	69.2 (800m)
Race State	Finished

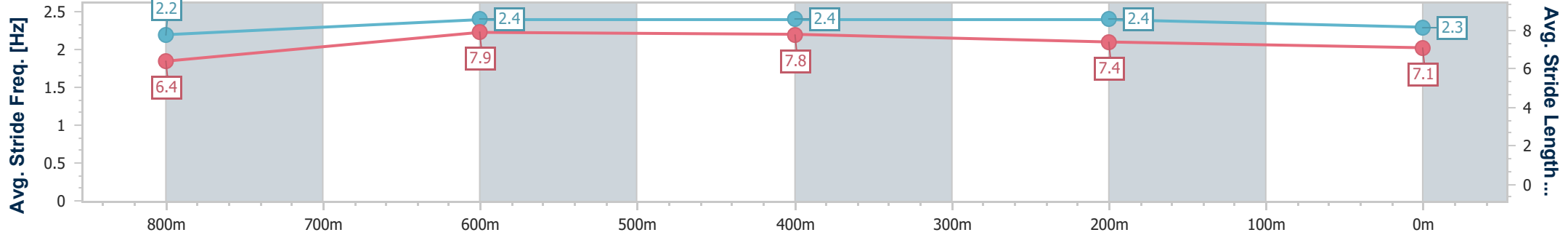
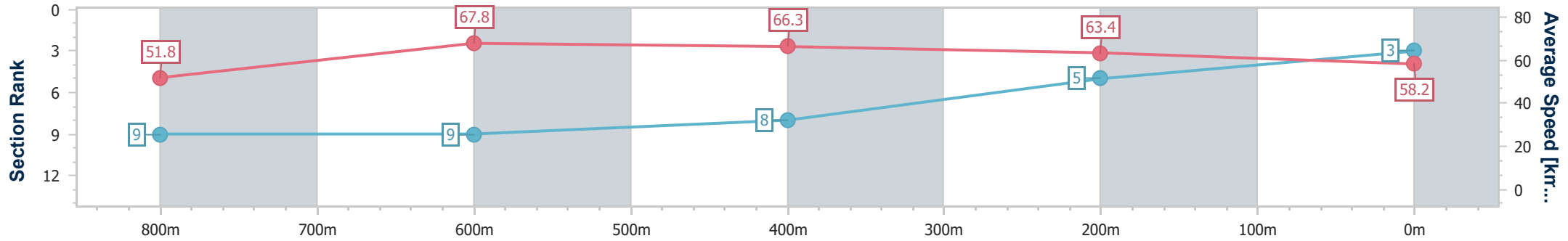


Sunshine Coast QLD Professional
 Race 4: PELICAN WATERS GOLF CLUB BENCHMARK 65
 Handicap - 1000m
 14 April 2024 - 15:07



Track Rating: Soft 6, Weather: Fine, Rail Position: True

Section	Overall	800m	600m	400m	200m
Section Times	0:59.22 [3] (0:13.95)	0:45.27 [9] (0:10.65)	0:34.62 [9] (0:10.91)	0:23.71 [8] (0:11.32)	0:12.39 [5] (0:12.39)
Average Speed [km/h]	51.8	67.8	66.3	63.4	58.2
Top Speed [km/h]	68.7	69.2	68.0	65.5	61.8
Avg. Dist. to Rail [m]	7.3	2.3	0.5	1.7	2.1
Avg. Stride Freq. [Hz]	2.2	2.4	2.4	2.4	2.3
Avg. Stride Length [m]	6.4	7.9	7.8	7.4	7.1



- [] Ranking at each section and finish
- .-.- No data available at this section
- NA No data available



Horse/Jockey Name	Secret Statement
Final Rank	4
Fastest Section Time (Section)	0:10.85 (800m)
Top Speed [km/h] (Section)	68.3 (800m)
Race State	Finished

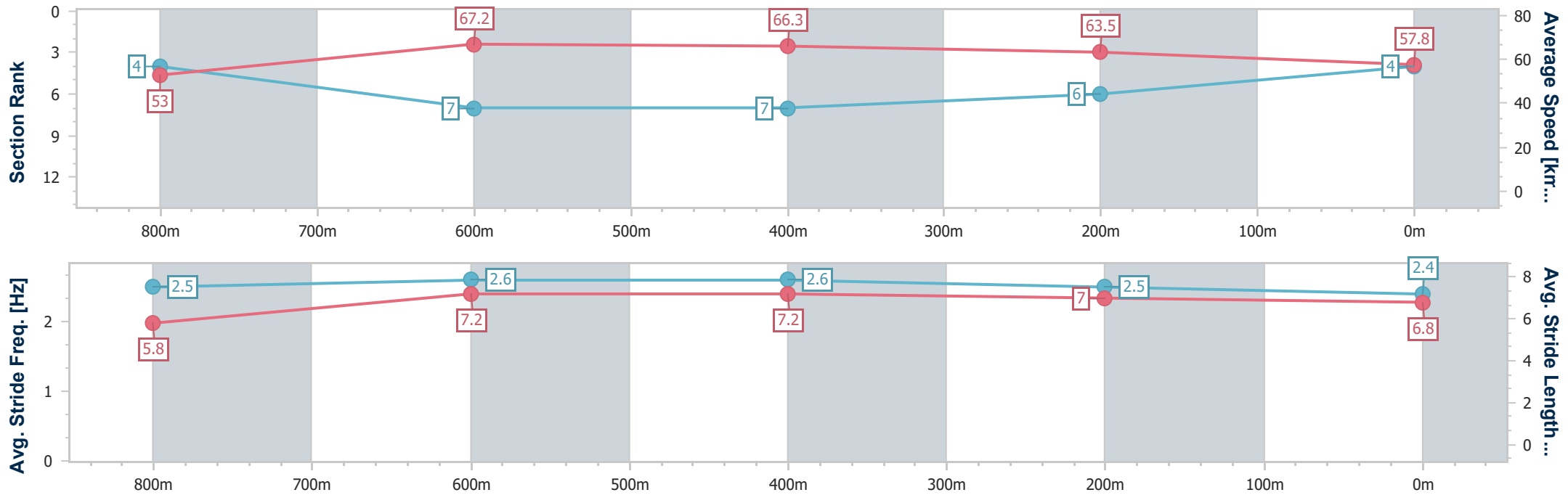


Sunshine Coast QLD Professional
 Race 4: PELICAN WATERS GOLF CLUB BENCHMARK 65
 Handicap - 1000m
 14 April 2024 - 15:07



Track Rating: Soft 6, Weather: Fine, Rail Position: True

Section	Overall	800m	600m	400m	200m
Section Times	0:59.29 [4] (0:13.55)	0:45.74 [4] (0:10.85)	0:34.89 [7] (0:11.08)	0:23.81 [7] (0:11.35)	0:12.46 [6] (0:12.46)
Average Speed [km/h]	53.0	67.2	66.3	63.5	57.8
Top Speed [km/h]	66.7	68.3	67.3	65.7	60.7
Avg. Dist. to Rail [m]	7.0	3.7	3.1	6.1	6.8
Avg. Stride Freq. [Hz]	2.5	2.6	2.6	2.5	2.4
Avg. Stride Length [m]	5.8	7.2	7.2	7.0	6.8



- [] Ranking at each section and finish
- .-.- No data available at this section
- NA No data available



Horse/Jockey Name	Roman Reign
Final Rank	5
Fastest Section Time (Section)	0:10.70 (800m)
Top Speed [km/h] (Section)	70.6 (800m)
Race State	Finished

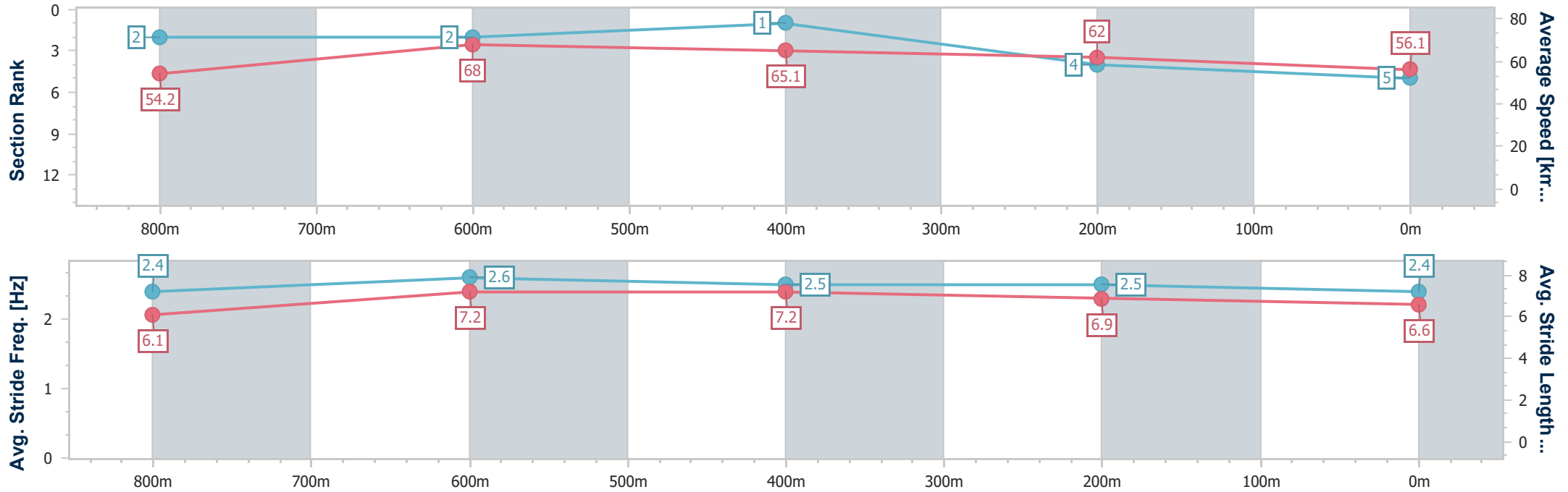


Sunshine Coast QLD Professional
 Race 4: PELICAN WATERS GOLF CLUB BENCHMARK 65
 Handicap - 1000m
 14 April 2024 - 15:07



Track Rating: Soft 6, Weather: Fine, Rail Position: True

Section	Overall	800m	600m	400m	200m
Section Times	0:59.62 [5] (0:13.30)	0:46.32 [2] (0:10.70)	0:35.62 [2] (0:11.14)	0:24.48 [1] (0:11.66)	0:12.82 [4] (0:12.82)
Average Speed [km/h]	54.2	68.0	65.1	62.0	56.1
Top Speed [km/h]	69.7	70.6	67.1	63.7	61.4
Avg. Dist. to Rail [m]	4.2	2.8	1.6	4.0	3.5
Avg. Stride Freq. [Hz]	2.4	2.6	2.5	2.5	2.4
Avg. Stride Length [m]	6.1	7.2	7.2	6.9	6.6



- [] Ranking at each section and finish
- .-.- No data available at this section
- NA No data available



Horse/Jockey Name	Mr Encore
Final Rank	6
Fastest Section Time (Section)	0:10.78 (800m)
Top Speed [km/h] (Section)	69.8 (Overall)
Race State	Finished

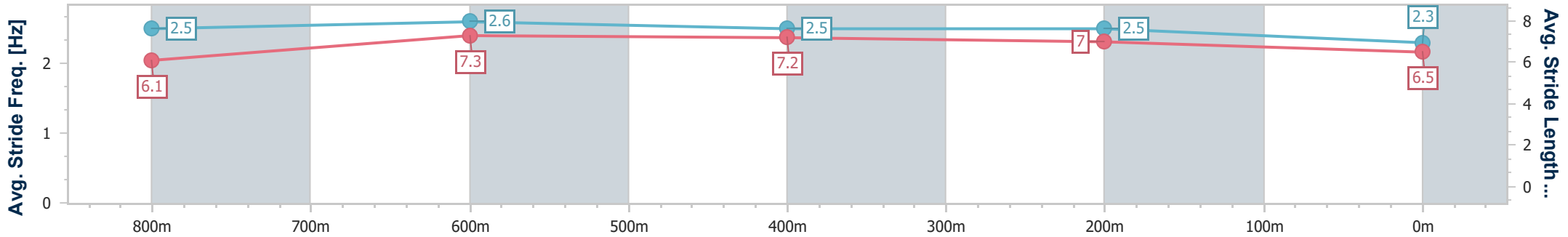
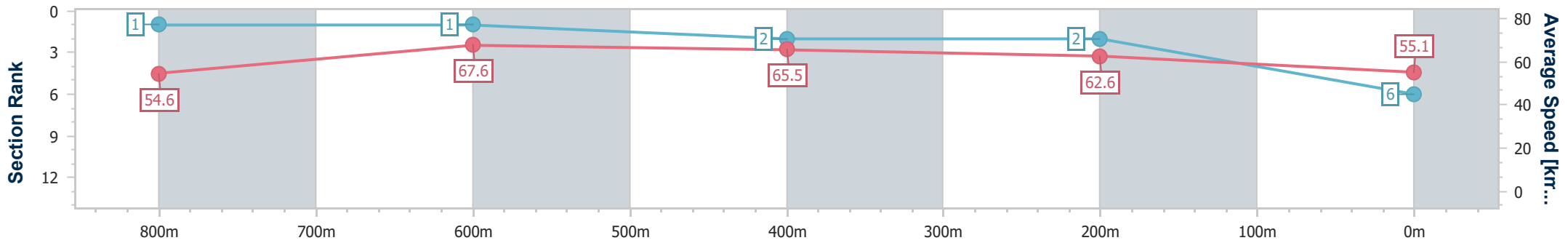


Sunshine Coast QLD Professional
 Race 4: PELICAN WATERS GOLF CLUB BENCHMARK 65
 Handicap - 1000m
 14 April 2024 - 15:07



Track Rating: Soft 6, Weather: Fine, Rail Position: True

Section	Overall	800m	600m	400m	200m
Section Times	0:59.78 [6] (0:13.20)	0:46.58 [1] (0:10.78)	0:35.80 [1] (0:11.23)	0:24.57 [2] (0:11.51)	0:13.06 [2] (0:13.06)
Average Speed [km/h]	54.6	67.6	65.5	62.6	55.1
Top Speed [km/h]	69.8	69.4	66.7	64.3	60.0
Avg. Dist. to Rail [m]	9.4	4.1	3.5	5.5	5.0
Avg. Stride Freq. [Hz]	2.5	2.6	2.5	2.5	2.3
Avg. Stride Length [m]	6.1	7.3	7.2	7.0	6.5



- [] Ranking at each section and finish
- .-.- No data available at this section
- NA No data available



Horse/Jockey Name	Belistic Man
Final Rank	7
Fastest Section Time (Section)	0:10.73 (800m)
Top Speed [km/h] (Section)	68.8 (Overall)
Race State	Finished

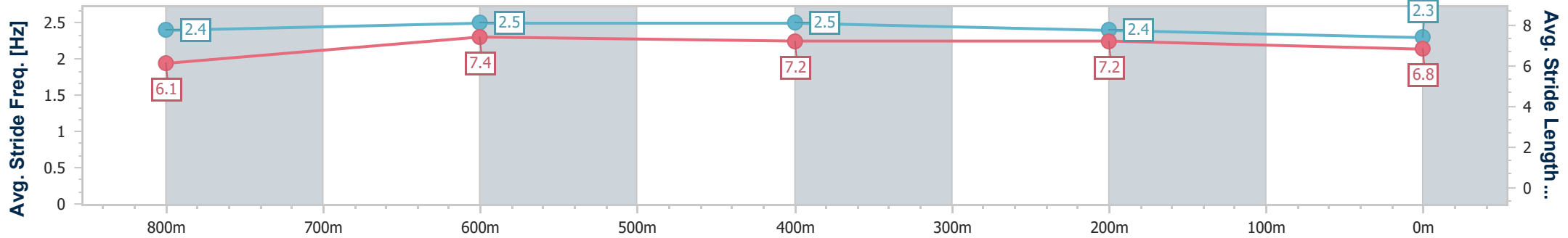
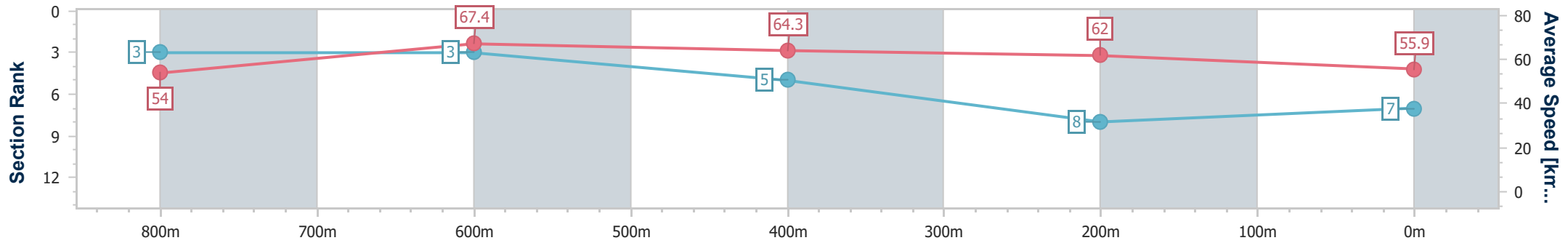


Sunshine Coast QLD Professional
 Race 4: PELICAN WATERS GOLF CLUB BENCHMARK 65
 Handicap - 1000m
 14 April 2024 - 15:07



Track Rating: Soft 6, Weather: Fine, Rail Position: True

Section	Overall	800m	600m	400m	200m
Section Times	0:59.91 [7] (0:13.33)	0:46.58 [3] (0:10.73)	0:35.85 [3] (0:11.40)	0:24.45 [5] (0:11.58)	0:12.87 [8] (0:12.87)
Average Speed [km/h]	54.0	67.4	64.3	62.0	55.9
Top Speed [km/h]	68.8	68.7	65.8	65.9	60.2
Avg. Dist. to Rail [m]	4.9	1.3	2.7	3.6	4.1
Avg. Stride Freq. [Hz]	2.4	2.5	2.5	2.4	2.3
Avg. Stride Length [m]	6.1	7.4	7.2	7.2	6.8



- [] Ranking at each section and finish
- .-.- No data available at this section
- NA No data available



Horse/Jockey Name	I Am A Marvel
Final Rank	8
Fastest Section Time (Section)	0:10.64 (800m)
Top Speed [km/h] (Section)	69.4 (800m)
Race State	Finished

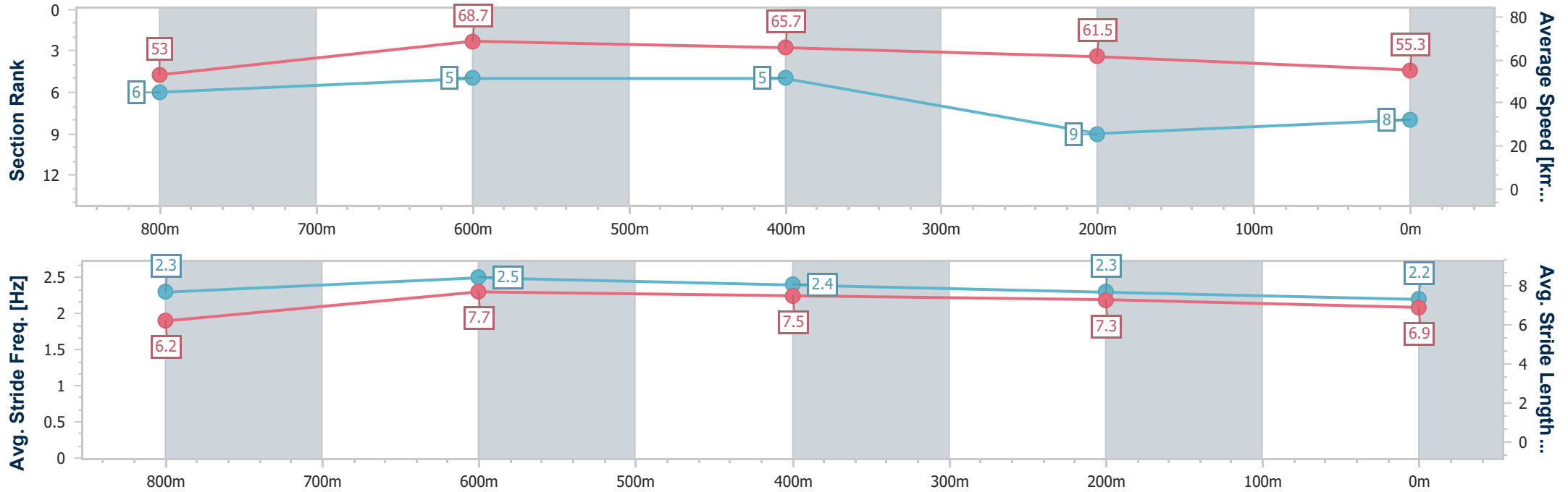


Sunshine Coast QLD Professional
 Race 4: PELICAN WATERS GOLF CLUB BENCHMARK 65
 Handicap - 1000m
 14 April 2024 - 15:07



Track Rating: Soft 6, Weather: Fine, Rail Position: True

Section	Overall	800m	600m	400m	200m
Section Times	1:00.17 [8] (0:13.63)	0:46.54 [6] (0:10.64)	0:35.90 [5] (0:11.19)	0:24.71 [5] (0:11.70)	0:13.01 [9] (0:13.01)
Average Speed [km/h]	53.0	68.7	65.7	61.5	55.3
Top Speed [km/h]	69.3	69.4	68.3	63.1	58.1
Avg. Dist. to Rail [m]	8.2	4.6	3.5	8.1	7.6
Avg. Stride Freq. [Hz]	2.3	2.5	2.4	2.3	2.2
Avg. Stride Length [m]	6.2	7.7	7.5	7.3	6.9



- [] Ranking at each section and finish
- .-.- No data available at this section
- NA No data available



Horse/Jockey Name	Our Red Planet
Final Rank	9
Fastest Section Time (Section)	0:10.60 (800m)
Top Speed [km/h] (Section)	68.6 (800m)
Race State	Finished

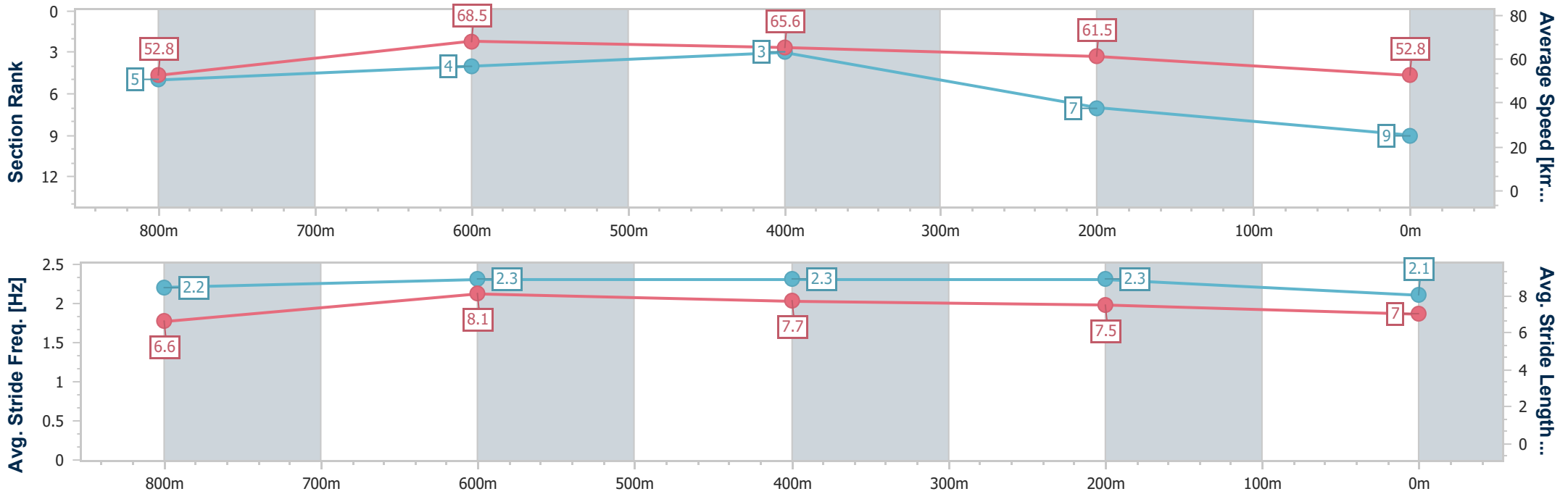


Sunshine Coast QLD Professional
 Race 4: PELICAN WATERS GOLF CLUB BENCHMARK 65
 Handicap - 1000m
 14 April 2024 - 15:07



Track Rating: Soft 6, Weather: Fine, Rail Position: True

Section	Overall	800m	600m	400m	200m
Section Times	1:00.57 [9] (0:13.62)	0:46.95 [5] (0:10.60)	0:36.35 [4] (0:11.00)	0:25.35 [3] (0:11.73)	0:13.62 [7] (0:13.62)
Average Speed [km/h]	52.8	68.5	65.6	61.5	52.8
Top Speed [km/h]	68.0	68.6	68.0	63.9	58.1
Avg. Dist. to Rail [m]	6.3	2.2	1.0	2.0	2.5
Avg. Stride Freq. [Hz]	2.2	2.3	2.3	2.3	2.1
Avg. Stride Length [m]	6.6	8.1	7.7	7.5	7.0



- [] Ranking at each section and finish
- .-.- No data available at this section
- NA No data available