



# Rockhampton QLD Professional

## Race 2: PAC PLUS WHOLESALERS QTIS Two-Year-Old Maiden Handicap - 1100m

18 April 2024 - 11:03



Track Rating: Soft 5, Weather: Overcast, Rail Position: +6m

Section		Overall	1000m	800m	600m	400m	200m	Last 600m					
Field Times		1:04.16 (0:07.25)	0:56.91 (0:10.70)	0:46.21 (0:11.33)	0:34.88 (0:11.24)	0:23.64 (0:11.44)	0:12.20 (0:12.20)	0:34.88					
Rank	TAB Horse/Jockey	Barrier	Top Speed [km/h]	Fastest Section							Margin	Distance Travelled [m]	
1	1 <b>ASTRA STAR</b> Les Tilley	1	67.8	0:07.39	1:04.16 [1] (0:07.39)	0:56.77 [5] (0:11.19)	0:45.58 [5] (0:11.33)	0:34.25 [5] (0:10.85)	0:23.40 [3] (0:11.20)	0:12.20 [1] (0:12.20)	1:04.16	0:34.25	
2	9 <b>BETTER THAN WORDS</b> Olivia Kendal	9	68.0	0:07.74	1:04.31 [2] (0:07.74)	0:56.57 [8] (0:11.26)	0:45.31 [10] (0:11.17)	0:34.14 [8] (0:10.83)	0:23.31 [6] (0:11.16)	0:12.15 [3] (0:12.15)	0.86L	0:34.14	-3
3	8 <b>FIREBREAK</b> Adam Sewell	8	67.8	0:07.25	1:04.94 [3] (0:07.25)	0:57.69 [1] (0:10.70)	0:46.99 [1] (0:11.33)	0:35.66 [1] (0:11.24)	0:24.42 [1] (0:11.56)	0:12.86 [2] (0:12.86)	4.58L	0:35.66	-5
4	12 <b>QUERIDA</b> Warwick Satherley	12	68.4	0:07.89	1:05.00 [4] (0:07.89)	0:57.11 [10] (0:11.00)	0:46.11 [8] (0:11.38)	0:34.73 [10] (0:10.80)	0:23.93 [8] (0:11.43)	0:12.50 [7] (0:12.50)	4.95L	0:34.73	+0
5	11 <b>FLY TRAP</b> Melea Castle	11	66.8	0:07.35	1:05.14 [5] (0:07.35)	0:57.79 [4] (0:10.89)	0:46.90 [4] (0:11.53)	0:35.37 [4] (0:11.06)	0:24.31 [5] (0:11.46)	0:12.85 [5] (0:12.85)	5.72L	0:35.37	+0
6	2 <b>OUTBACK BANDIT</b> Justin Huxtable	2	69.3	0:07.31	1:05.16 [6] (0:07.31)	0:57.85 [2] (0:10.80)	0:47.05 [2] (0:11.51)	0:35.54 [3] (0:11.18)	0:24.36 [4] (0:11.45)	0:12.91 [4] (0:12.91)	5.85L	0:35.54	+4
7	6 <b>THE HOME TEAM</b> Ryan Wiggins	6	68.3	0:07.45	1:05.59 [7] (0:07.45)	0:58.14 [6] (0:11.15)	0:46.99 [6] (0:11.33)	0:35.66 [6] (0:11.10)	0:24.56 [7] (0:11.68)	0:12.88 [8] (0:12.88)	8.39L	0:35.66	+2
8	3 <b>BEE TWO</b> Cejay Graham	3	67.9	0:07.61	1:05.61 [8] (0:07.61)	0:58.00 [7] (0:11.00)	0:47.00 [7] (0:11.39)	0:35.61 [7] (0:11.14)	0:24.47 [9] (0:11.68)	0:12.79 [9] (0:12.79)	8.51L	0:35.61	+6
9	10 <b>BOOM SIGHT</b> Samantha Collett	10	67.9	0:07.75	1:06.01 [9] (0:07.75)	0:58.26 [9] (0:11.19)	0:47.07 [9] (0:11.32)	0:35.75 [9] (0:11.04)	0:24.71 [10] (0:11.58)	0:13.13 [10] (0:13.13)	10.86L	0:35.75	+10
10	4 <b>GOTTA HERO</b> Colin Lennon	4	67.0	0:07.34	1:06.42 [10] (0:07.34)	0:59.08 [3] (0:10.77)	0:48.31 [3] (0:11.31)	0:37.00 [2] (0:11.18)	0:25.82 [2] (0:11.86)	0:13.96 [6] (0:13.96)	13.28L	0:37.00	-7

Scratched: Horrible Hank (#7)

[ ] Ranking at each section and finish  
 -:-:- No data available at this section  
 NA No data available

SCN Saddle cloth number  
 DNF Did not finish  
 DNT Did not track



**Rockhampton QLD Professional**  
**Race 2: PAC PLUS WHOLESALERS QTIS Two-Year-Old Maiden**  
**Handicap - 1100m**  
**18 April 2024 - 11:03**



Track Rating: Soft 5, Weather: Overcast, Rail Position: +6m

Section	Overall	1000m	800m	600m	400m	200m	Last 600m
Field Times	1:04.16 (0:07.25)	0:56.91 (0:10.70)	0:46.21 (0:11.33)	0:34.88 (0:11.24)	0:23.64 (0:11.44)	0:12.20 (0:12.20)	0:34.88

Rank	TAB	Horse/Jockey	Barrier	Top Speed [km/h]	Fastest Section	Margin	Distance Travelled [m]
11	5	<b>SPITZBERG</b>	5	64.9	0:08.50	17.23L	+0
		Tahlia Fenlon		600m	Overall		

Scratched: Horrible Hank (#7)



Horse/Jockey Name	Astra Star
Final Rank	1
Fastest Section Time (Section)	0:07.39 (Overall)
Top Speed [km/h] (Section)	67.8 (600m)
Race State	Finished

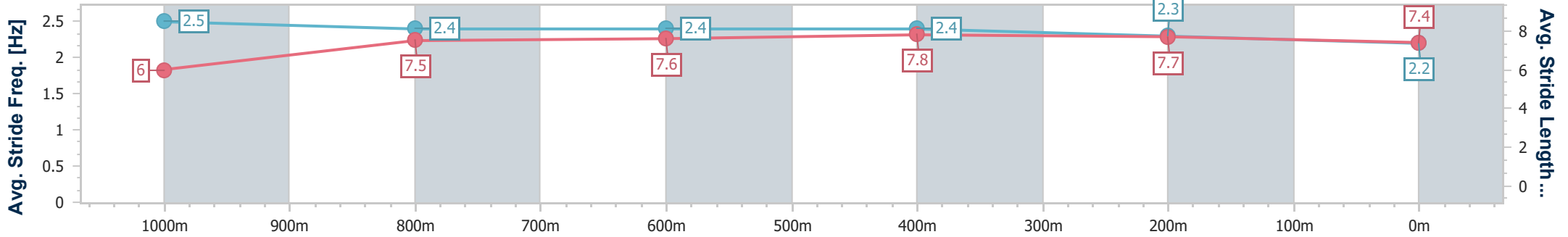
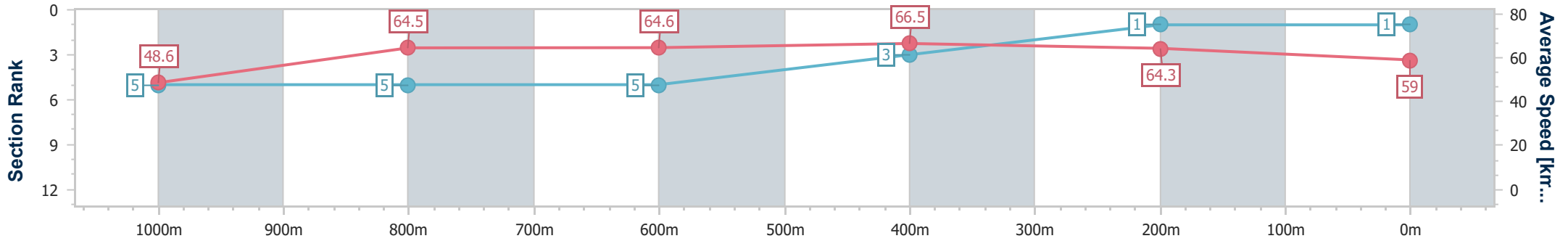


Rockhampton QLD Professional  
 Race 2: PAC PLUS WHOLESALERS QTIS Two-Year-Old Maiden  
 Handicap - 1100m  
 18 April 2024 - 11:03



Track Rating: Soft 5, Weather: Overcast, Rail Position: +6m

Section	Overall	1000m	800m	600m	400m	200m
Section Times	1:04.16 [1] (0:07.39)	0:56.77 [5] (0:11.19)	0:45.58 [5] (0:11.33)	0:34.25 [5] (0:10.85)	0:23.40 [3] (0:11.20)	0:12.20 [1] (0:12.20)
Average Speed [km/h]	48.6	64.5	64.6	66.5	64.3	59.0
Top Speed [km/h]	64.9	66.0	66.0	67.8	67.6	61.3
Avg. Dist. to Rail [m]	4.6	0.7	2.2	2.6	3.3	3.2
Avg. Stride Freq. [Hz]	2.5	2.4	2.4	2.4	2.3	2.2
Avg. Stride Length [m]	6.0	7.5	7.6	7.8	7.7	7.4



- [ ] Ranking at each section and finish
- .-.- No data available at this section
- NA No data available



Horse/Jockey Name	Better Than Words
Final Rank	2
Fastest Section Time (Section)	0:07.74 (Overall)
Top Speed [km/h] (Section)	68.0 (600m)
Race State	Finished

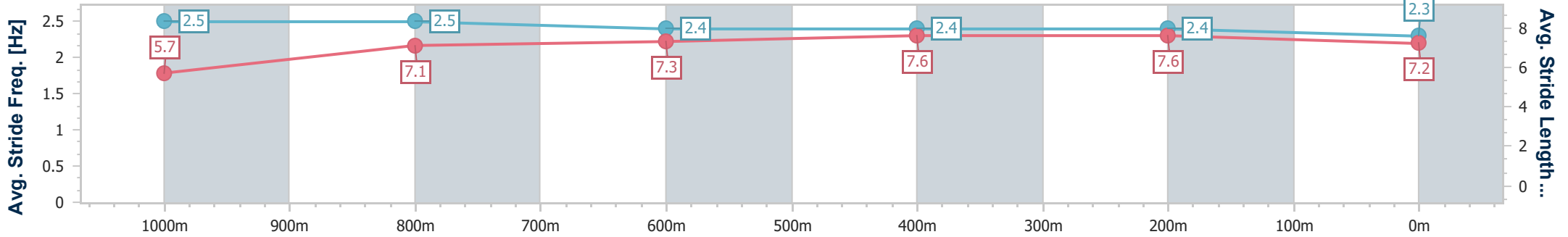
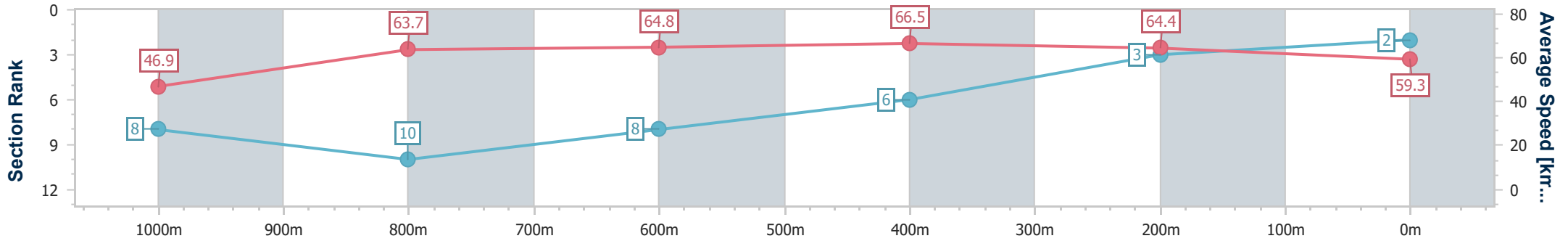


Rockhampton QLD Professional  
 Race 2: PAC PLUS WHOLESALERS QTIS Two-Year-Old Maiden  
 Handicap - 1100m  
 18 April 2024 - 11:03



Track Rating: Soft 5, Weather: Overcast, Rail Position: +6m

Section	Overall	1000m	800m	600m	400m	200m
Section Times	1:04.31 [2] (0:07.74)	0:56.57 [8] (0:11.26)	0:45.31 [10] (0:11.17)	0:34.14 [8] (0:10.83)	0:23.31 [6] (0:11.16)	0:12.15 [3] (0:12.15)
Average Speed [km/h]	46.9	63.7	64.8	66.5	64.4	59.3
Top Speed [km/h]	62.7	66.3	66.2	68.0	68.0	62.1
Avg. Dist. to Rail [m]	2.1	0.9	0.7	1.2	2.4	4.1
Avg. Stride Freq. [Hz]	2.5	2.5	2.4	2.4	2.4	2.3
Avg. Stride Length [m]	5.7	7.1	7.3	7.6	7.6	7.2



- [ ] Ranking at each section and finish
- .-.- No data available at this section
- NA No data available



Horse/Jockey Name	Firebreak
Final Rank	3
Fastest Section Time (Section)	0:07.25 (Overall)
Top Speed [km/h] (Section)	67.8 (1000m)
Race State	Finished

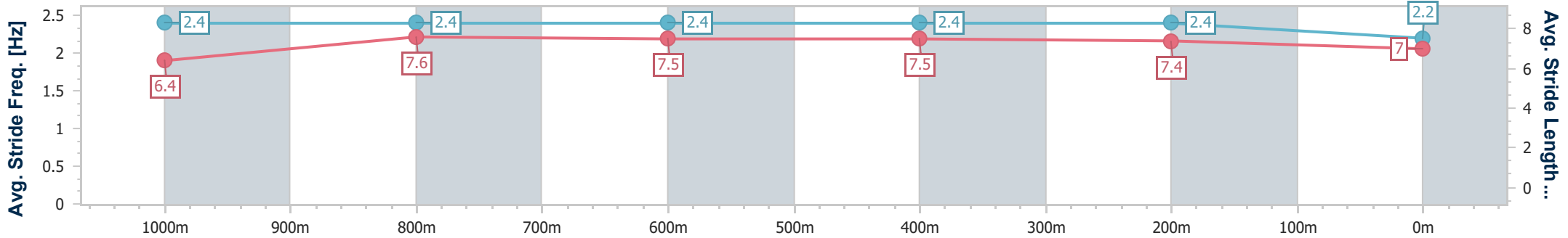
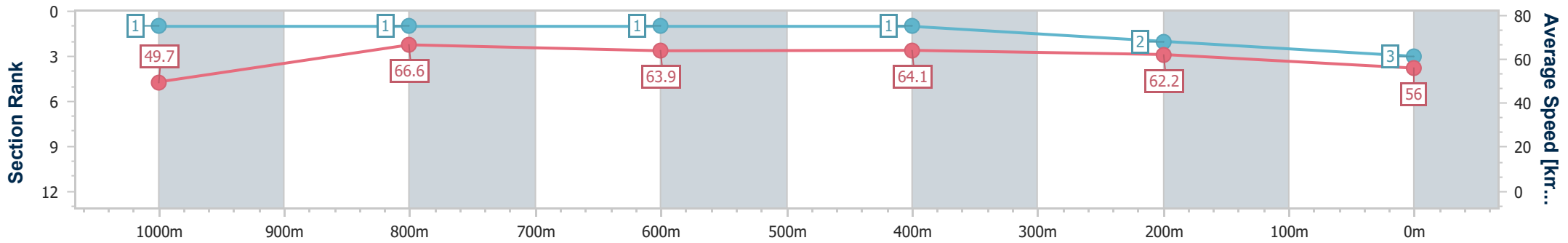


Rockhampton QLD Professional  
 Race 2: PAC PLUS WHOLESALERS QTIS Two-Year-Old Maiden Handicap - 1100m  
 18 April 2024 - 11:03



Track Rating: Soft 5, Weather: Overcast, Rail Position: +6m

Section	Overall	1000m	800m	600m	400m	200m
Section Times	1:04.94 [3] (0:07.25)	0:57.69 [1] (0:10.70)	0:46.99 [1] (0:11.33)	0:35.66 [1] (0:11.24)	0:24.42 [1] (0:11.56)	0:12.86 [2] (0:12.86)
Average Speed [km/h]	49.7	66.6	63.9	64.1	62.2	56.0
Top Speed [km/h]	65.1	67.8	66.3	65.4	65.3	59.2
Avg. Dist. to Rail [m]	0.7	1.6	1.5	2.4	2.1	2.2
Avg. Stride Freq. [Hz]	2.4	2.4	2.4	2.4	2.4	2.2
Avg. Stride Length [m]	6.4	7.6	7.5	7.5	7.4	7.0



- [ ] Ranking at each section and finish
- .-.- No data available at this section
- NA No data available



Horse/Jockey Name	Querida
Final Rank	4
Fastest Section Time (Section)	0:07.89 (Overall)
Top Speed [km/h] (Section)	68.4 (600m)
Race State	Finished

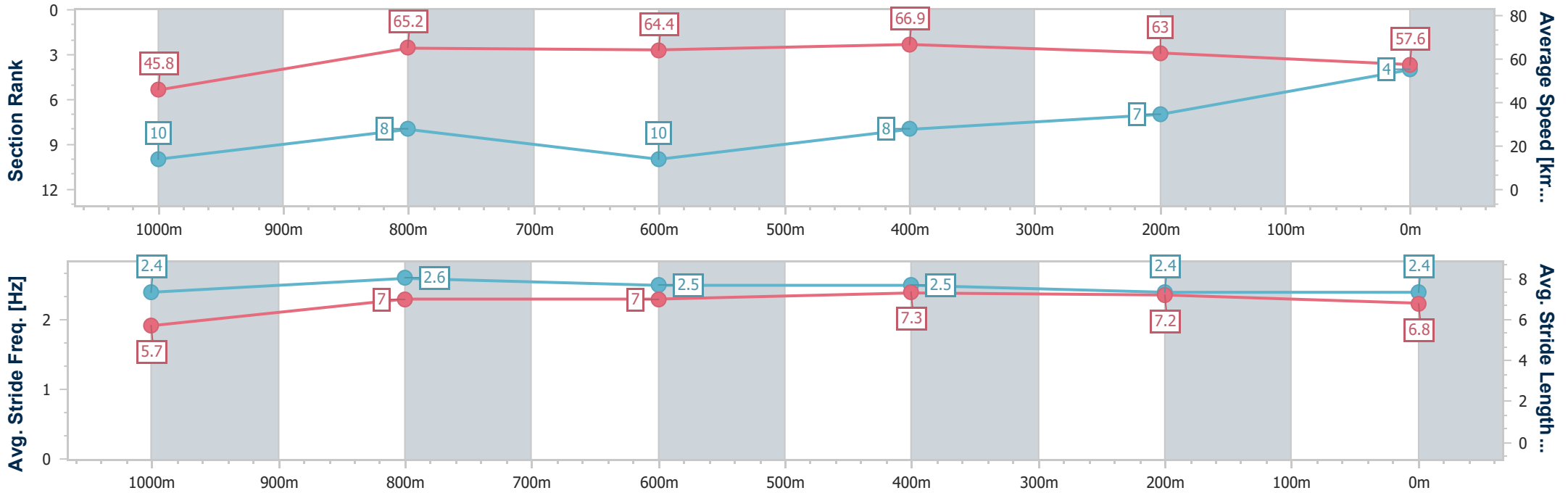


Rockhampton QLD Professional  
 Race 2: PAC PLUS WHOLESALERS QTIS Two-Year-Old Maiden Handicap - 1100m  
 18 April 2024 - 11:03



Track Rating: Soft 5, Weather: Overcast, Rail Position: +6m

Section	Overall	1000m	800m	600m	400m	200m
Section Times	1:05.00 [4] (0:07.89)	0:57.11 [10] (0:11.00)	0:46.11 [8] (0:11.38)	0:34.73 [10] (0:10.80)	0:23.93 [8] (0:11.43)	0:12.50 [7] (0:12.50)
Average Speed [km/h]	45.8	65.2	64.4	66.9	63.0	57.6
Top Speed [km/h]	65.1	67.3	67.1	68.4	67.0	59.8
Avg. Dist. to Rail [m]	7.8	0.6	2.4	3.5	5.5	3.6
Avg. Stride Freq. [Hz]	2.4	2.6	2.5	2.5	2.4	2.4
Avg. Stride Length [m]	5.7	7.0	7.0	7.3	7.2	6.8



- [ ] Ranking at each section and finish
- .-.- No data available at this section
- NA No data available



Horse/Jockey Name	Fly Trap
Final Rank	5
Fastest Section Time (Section)	0:07.35 (Overall)
Top Speed [km/h] (Section)	66.8 (1000m)
Race State	Finished

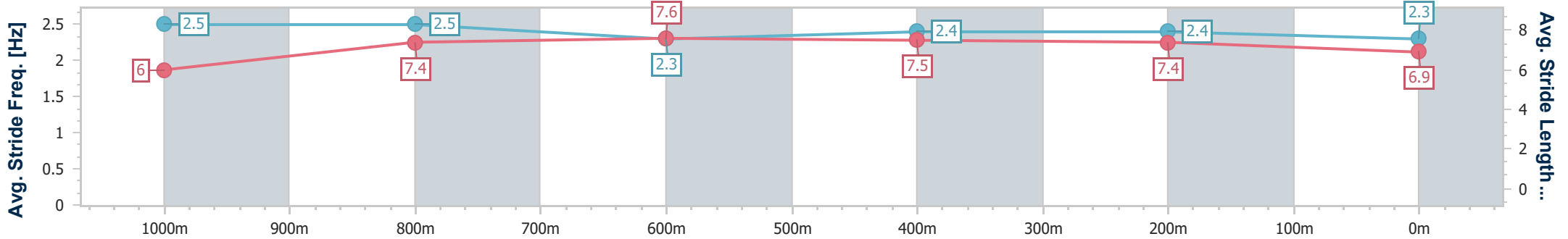
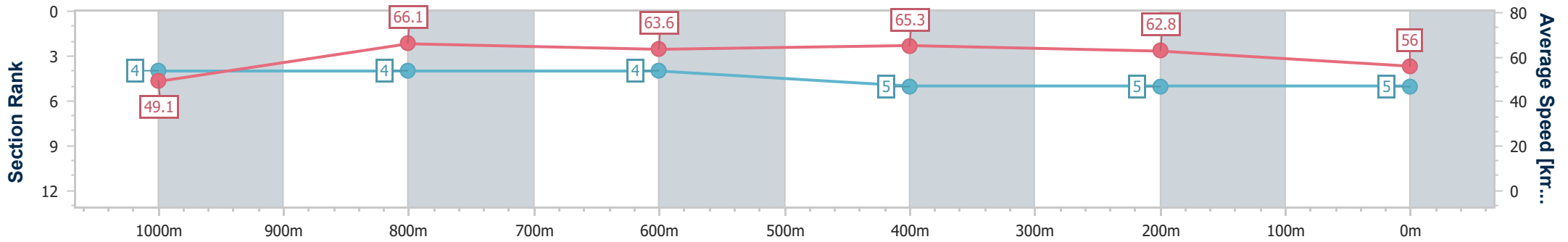


Rockhampton QLD Professional  
 Race 2: PAC PLUS WHOLESALERS QTIS Two-Year-Old Maiden  
 Handicap - 1100m  
 18 April 2024 - 11:03



Track Rating: Soft 5, Weather: Overcast, Rail Position: +6m

Section	Overall	1000m	800m	600m	400m	200m
Section Times	1:05.14 [5] (0:07.35)	0:57.79 [4] (0:10.89)	0:46.90 [4] (0:11.53)	0:35.37 [4] (0:11.06)	0:24.31 [5] (0:11.46)	0:12.85 [5] (0:12.85)
Average Speed [km/h]	49.1	66.1	63.6	65.3	62.8	56.0
Top Speed [km/h]	64.9	66.8	64.3	66.2	65.6	59.1
Avg. Dist. to Rail [m]	3.6	0.4	2.5	5.5	7.7	7.6
Avg. Stride Freq. [Hz]	2.5	2.5	2.3	2.4	2.4	2.3
Avg. Stride Length [m]	6.0	7.4	7.6	7.5	7.4	6.9



- [ ] Ranking at each section and finish
- .-.- No data available at this section
- NA No data available



Horse/Jockey Name	Outback Bandit
Final Rank	6
Fastest Section Time (Section)	0:07.31 (Overall)
Top Speed [km/h] (Section)	69.3 (1000m)
Race State	Finished

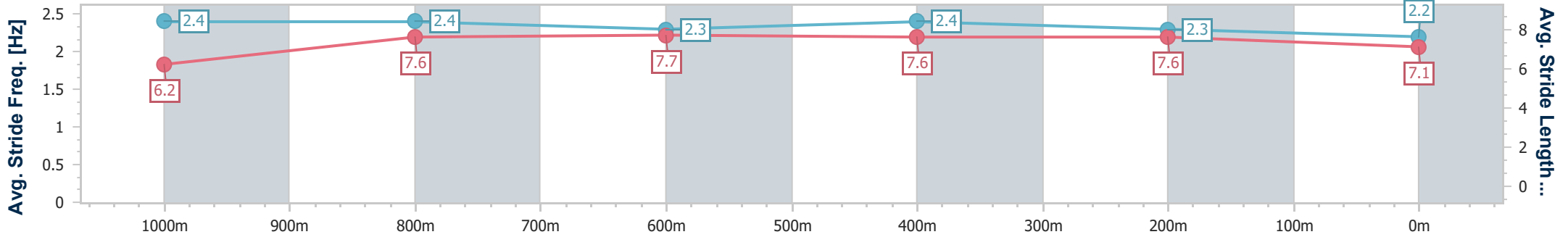
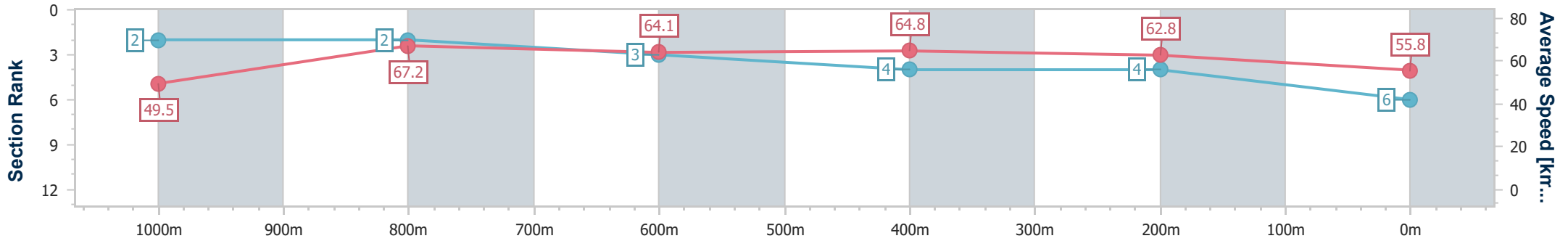


Rockhampton QLD Professional  
 Race 2: PAC PLUS WHOLESALERS QTIS Two-Year-Old Maiden  
 Handicap - 1100m  
 18 April 2024 - 11:03



Track Rating: Soft 5, Weather: Overcast, Rail Position: +6m

Section	Overall	1000m	800m	600m	400m	200m
Section Times	1:05.16 [6] (0:07.31)	0:57.85 [2] (0:10.80)	0:47.05 [2] (0:11.51)	0:35.54 [3] (0:11.18)	0:24.36 [4] (0:11.45)	0:12.91 [4] (0:12.91)
Average Speed [km/h]	49.5	67.2	64.1	64.8	62.8	55.8
Top Speed [km/h]	66.9	69.3	65.3	66.4	65.1	59.8
Avg. Dist. to Rail [m]	6.2	1.9	3.2	4.4	5.4	5.4
Avg. Stride Freq. [Hz]	2.4	2.4	2.3	2.4	2.3	2.2
Avg. Stride Length [m]	6.2	7.6	7.7	7.6	7.6	7.1



- [ ] Ranking at each section and finish
- .-.- No data available at this section
- NA No data available





Horse/Jockey Name	The Home Team
Final Rank	7
Fastest Section Time (Section)	0:07.45 (Overall)
Top Speed [km/h] (Section)	68.3 (1000m)
Race State	Finished

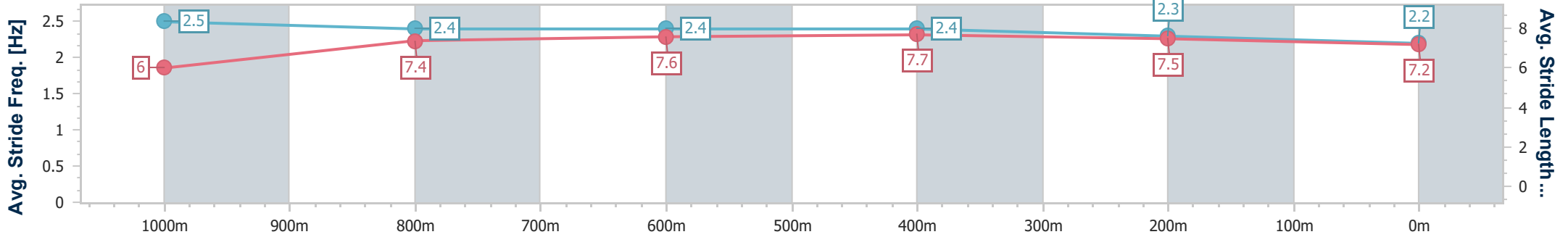
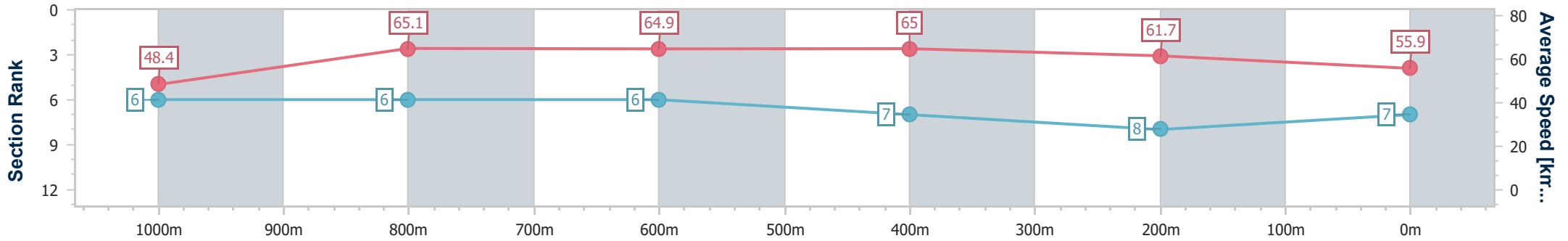


Rockhampton QLD Professional  
 Race 2: PAC PLUS WHOLESALERS QTIS Two-Year-Old Maiden  
 Handicap - 1100m  
 18 April 2024 - 11:03



Track Rating: Soft 5, Weather: Overcast, Rail Position: +6m

Section	Overall	1000m	800m	600m	400m	200m
Section Times	1:05.59 [7] (0:07.45)	0:58.14 [6] (0:11.15)	0:46.99 [6] (0:11.33)	0:35.66 [6] (0:11.10)	0:24.56 [7] (0:11.68)	0:12.88 [8] (0:12.88)
Average Speed [km/h]	48.4	65.1	64.9	65.0	61.7	55.9
Top Speed [km/h]	62.2	68.3	68.2	65.9	64.2	59.1
Avg. Dist. to Rail [m]	8.1	1.9	2.5	6.2	8.1	6.9
Avg. Stride Freq. [Hz]	2.5	2.4	2.4	2.4	2.3	2.2
Avg. Stride Length [m]	6.0	7.4	7.6	7.7	7.5	7.2



- [ ] Ranking at each section and finish
- .-.- No data available at this section
- NA No data available



Horse/Jockey Name	Bee Two
Final Rank	8
Fastest Section Time (Section)	0:07.61 (Overall)
Top Speed [km/h] (Section)	67.9 (800m)
Race State	Finished

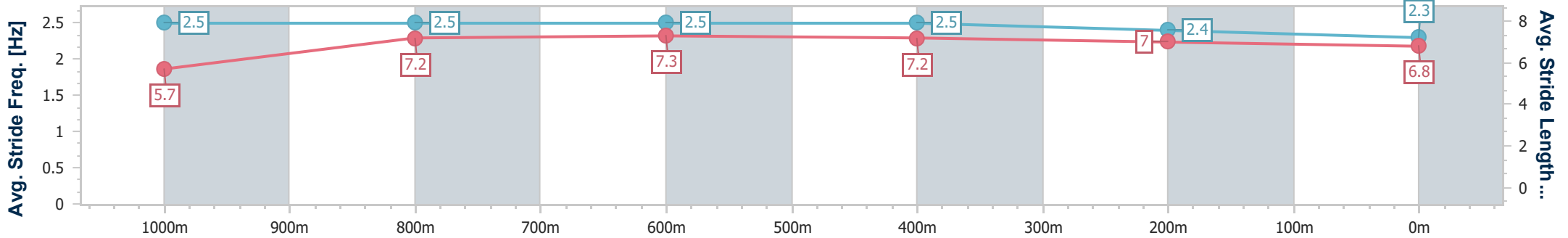
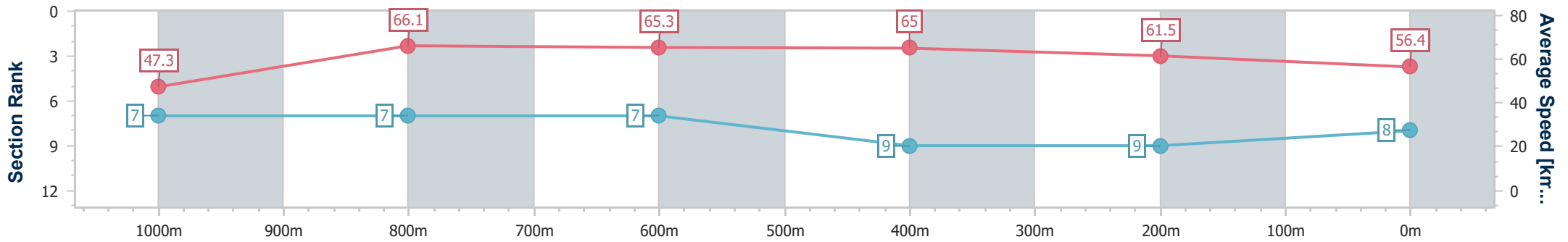


Rockhampton QLD Professional  
 Race 2: PAC PLUS WHOLESALERS QTIS Two-Year-Old Maiden  
 Handicap - 1100m  
 18 April 2024 - 11:03



Track Rating: Soft 5, Weather: Overcast, Rail Position: +6m

Section	Overall	1000m	800m	600m	400m	200m
Section Times	1:05.61 [8] (0:07.61)	0:58.00 [7] (0:11.00)	0:47.00 [7] (0:11.39)	0:35.61 [7] (0:11.14)	0:24.47 [9] (0:11.68)	0:12.79 [9] (0:12.79)
Average Speed [km/h]	47.3	66.1	65.3	65.0	61.5	56.4
Top Speed [km/h]	62.5	67.6	67.9	65.9	64.0	59.4
Avg. Dist. to Rail [m]	8.4	2.0	4.4	7.8	10.1	9.5
Avg. Stride Freq. [Hz]	2.5	2.5	2.5	2.5	2.4	2.3
Avg. Stride Length [m]	5.7	7.2	7.3	7.2	7.0	6.8



- [ ] Ranking at each section and finish
- .-.- No data available at this section
- NA No data available



Horse/Jockey Name	Boom Sight
Final Rank	9
Fastest Section Time (Section)	0:07.75 (Overall)
Top Speed [km/h] (Section)	67.9 (1000m)
Race State	Finished

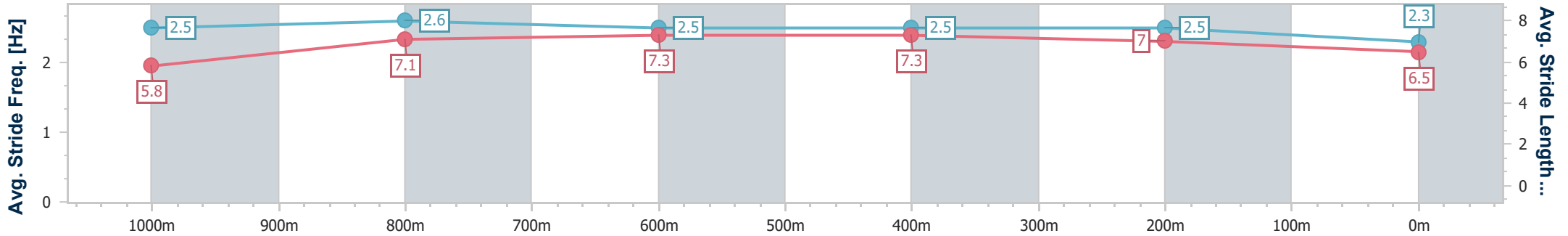
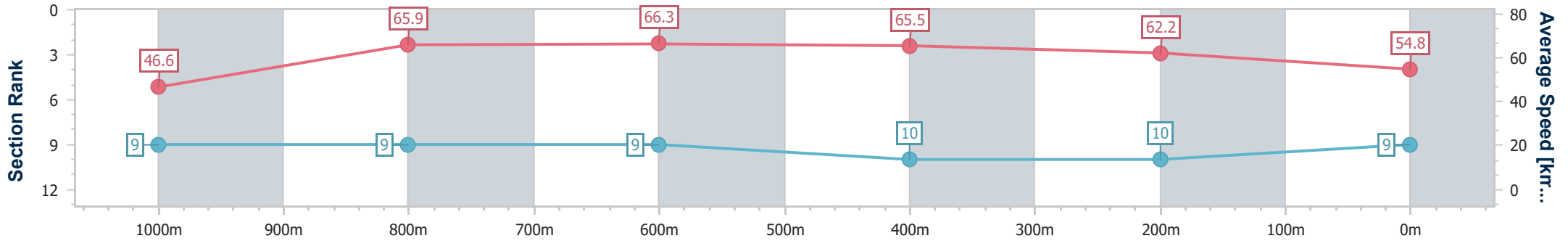


Rockhampton QLD Professional  
 Race 2: PAC PLUS WHOLESALERS QTIS Two-Year-Old Maiden  
 Handicap - 1100m  
 18 April 2024 - 11:03



Track Rating: Soft 5, Weather: Overcast, Rail Position: +6m

Section	Overall	1000m	800m	600m	400m	200m
Section Times	1:06.01 [9] (0:07.75)	0:58.26 [9] (0:11.19)	0:47.07 [9] (0:11.32)	0:35.75 [9] (0:11.04)	0:24.71 [10] (0:11.58)	0:13.13 [10] (0:13.13)
Average Speed [km/h]	46.6	65.9	66.3	65.5	62.2	54.8
Top Speed [km/h]	64.3	67.9	67.6	67.1	64.2	59.0
Avg. Dist. to Rail [m]	11.6	4.2	5.5	8.2	8.3	6.7
Avg. Stride Freq. [Hz]	2.5	2.6	2.5	2.5	2.5	2.3
Avg. Stride Length [m]	5.8	7.1	7.3	7.3	7.0	6.5



- [ ] Ranking at each section and finish
- .-.- No data available at this section
- NA No data available



Horse/Jockey Name	Gotta Hero
Final Rank	10
Fastest Section Time (Section)	0:07.34 (Overall)
Top Speed [km/h] (Section)	67.0 (1000m)
Race State	Finished

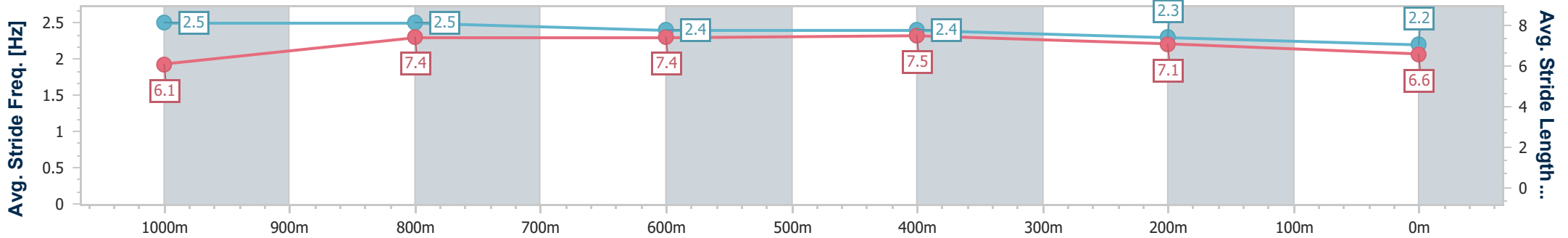
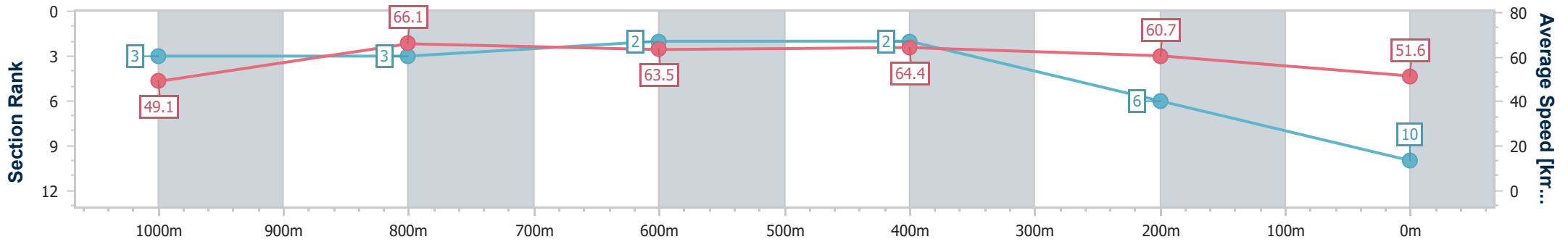


Rockhampton QLD Professional  
 Race 2: PAC PLUS WHOLESALERS QTIS Two-Year-Old Maiden  
 Handicap - 1100m  
 18 April 2024 - 11:03



Track Rating: Soft 5, Weather: Overcast, Rail Position: +6m

Section	Overall	1000m	800m	600m	400m	200m
Section Times	1:06.42 [10] (0:07.34)	0:59.08 [3] (0:10.77)	0:48.31 [3] (0:11.31)	0:37.00 [2] (0:11.18)	0:25.82 [2] (0:11.86)	0:13.96 [6] (0:13.96)
Average Speed [km/h]	49.1	66.1	63.5	64.4	60.7	51.6
Top Speed [km/h]	65.4	67.0	64.7	65.4	64.7	56.3
Avg. Dist. to Rail [m]	1.0	1.5	1.0	2.7	4.6	3.8
Avg. Stride Freq. [Hz]	2.5	2.5	2.4	2.4	2.3	2.2
Avg. Stride Length [m]	6.1	7.4	7.4	7.5	7.1	6.6



- [ ] Ranking at each section and finish
- .-.- No data available at this section
- NA No data available



Horse/Jockey Name	Spitzberg
Final Rank	11
Fastest Section Time (Section)	0:08.50 (Overall)
Top Speed [km/h] (Section)	64.9 (600m)
Race State	Finished

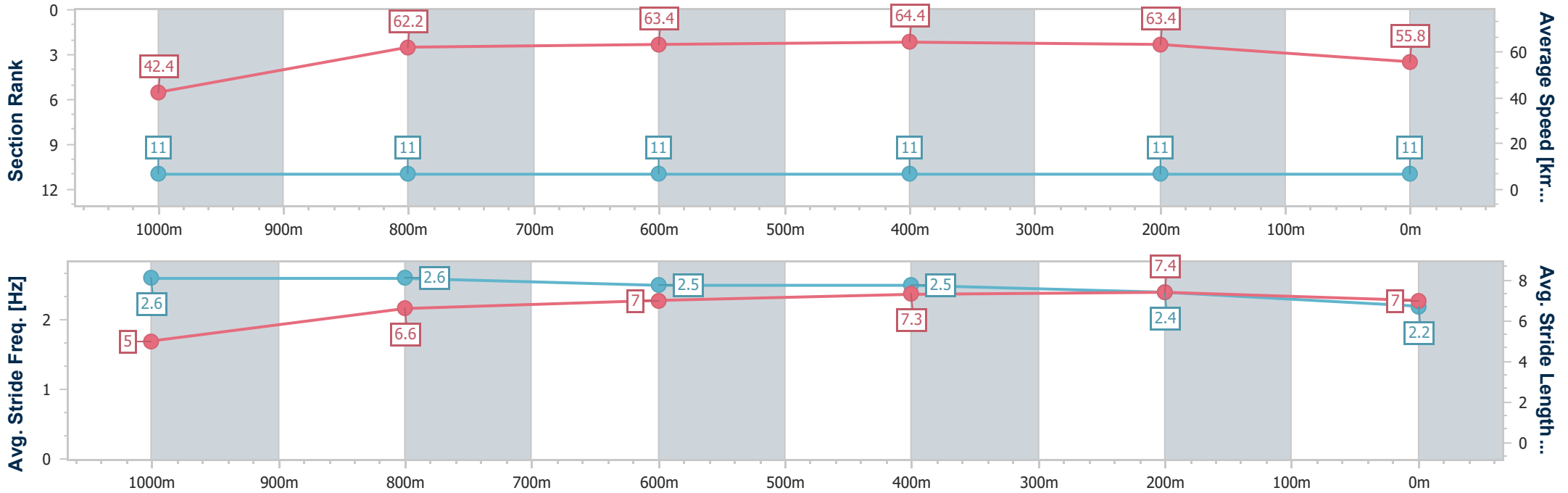


Rockhampton QLD Professional  
 Race 2: PAC PLUS WHOLESALERS QTIS Two-Year-Old Maiden  
 Handicap - 1100m  
 18 April 2024 - 11:03



Track Rating: Soft 5, Weather: Overcast, Rail Position: +6m

Section	Overall	1000m	800m	600m	400m	200m
Section Times	1:07.09 [11] (0:08.50)	0:58.59 [11] (0:11.53)	0:47.06 [11] (0:11.60)	0:35.46 [11] (0:11.19)	0:24.27 [11] (0:11.37)	0:12.90 [11] (0:12.90)
Average Speed [km/h]	42.4	62.2	63.4	64.4	63.4	55.8
Top Speed [km/h]	59.7	63.2	64.4	64.9	64.9	62.2
Avg. Dist. to Rail [m]	3.9	0.5	2.7	3.7	3.4	3.2
Avg. Stride Freq. [Hz]	2.6	2.6	2.5	2.5	2.4	2.2
Avg. Stride Length [m]	5.0	6.6	7.0	7.3	7.4	7.0



- [ ] Ranking at each section and finish
- .-.- No data available at this section
- NA No data available