



Eagle Farm QLD Professional
Race 4: YOUTH EMPOWERMENT BY THE CAGE BENCHMARK 85
Handicap - 1600m
20 April 2024 - 13:24



BRISBANE
RACING CLUB

Track Rating: Soft 5, Weather: Fine, Rail Position: +1m

Section														
Field Times	Overall	1400m	1200m	1000m	800m	600m	400m	Last 600m						
	1:36.92 (0:13.76)	1:23.16 (0:11.69)	1:11.47 (0:12.26)	0:59.21 (0:12.20)	0:47.01 (0:11.78)	0:35.23 (0:11.73)	0:23.50 (0:11.36)	0:35.23						
Rank	TAB	Horse/Jockey	Barrier	Top Speed [km/h]	Fastest Section	Overall	1400m	1200m	1000m	800m	600m	400m	Last 600m	Distance Travelled [m]
1	1	WAPITI Nikita Beriman	1	65.2	0:11.36 Overall	1:36.92 [1] (0:13.85)	1:23.07 [2] (0:11.77)	1:11.30 [2] (0:12.23)	0:59.07 [2] (0:12.18)	0:46.89 [2] (0:11.78)	0:35.11 [2] (0:11.61)	0:23.50 [1] (0:11.36)	0:35.11	
2	6	RED TOP Andrew Mallyon	6	66.9	0:10.96 400m	1:36.94 [2] (0:14.64)	1:22.30 [9] (0:12.01)	1:10.29 [9] (0:12.31)	0:57.98 [9] (0:12.08)	0:45.90 [9] (0:11.70)	0:34.20 [9] (0:11.37)	0:22.83 [7] (0:10.96)	0:34.20	+3
3	5	FIFTH POSITION Vlad Duric	5	65.7	0:11.18 400m	1:36.95 [3] (0:14.00)	1:22.95 [3] (0:11.86)	1:11.09 [4] (0:12.25)	0:58.84 [4] (0:12.19)	0:46.65 [3] (0:11.84)	0:34.81 [3] (0:11.53)	0:23.28 [3] (0:11.18)	0:34.81	+3
4	11	DARK HARMONY Robbie Dolan	11	63.2	0:11.52 1400m	1:37.18 [4] (0:13.76)	1:23.42 [1] (0:11.69)	1:11.73 [1] (0:12.26)	0:59.47 [1] (0:12.20)	0:47.27 [1] (0:11.78)	0:35.49 [1] (0:11.77)	0:23.72 [2] (0:11.52)	0:35.49	-2
5	8	BAANONE Michael Rodd	8	65.0	0:11.34 400m	1:37.54 [5] (0:14.20)	1:23.34 [6] (0:11.89)	1:11.45 [5] (0:12.19)	0:59.26 [5] (0:12.18)	0:47.08 [5] (0:11.86)	0:35.22 [5] (0:11.42)	0:23.80 [4] (0:11.34)	0:35.22	-4
6	3	WAIRERE FALLS Jake Bayliss	3	65.3	0:11.36 400m	1:37.54 [6] (0:14.12)	1:23.42 [5] (0:11.99)	1:11.43 [6] (0:12.27)	0:59.16 [6] (0:12.16)	0:47.00 [6] (0:11.80)	0:35.20 [6] (0:11.43)	0:23.77 [5] (0:11.36)	0:35.20	+2
7	9	HOLSTEIN Martin Harley	9	66.0	0:11.23 600m	1:37.56 [7] (0:14.39)	1:23.17 [7] (0:12.11)	1:11.06 [7] (0:12.26)	0:58.80 [7] (0:12.13)	0:46.67 [8] (0:11.79)	0:34.88 [8] (0:11.44)	0:23.44 [8] (0:11.23)	0:34.88	+4
8	2	INDIAN DREAMER Cejay Graham	2	64.8	0:11.34 400m	1:37.91 [8] (0:14.41)	1:23.50 [8] (0:12.12)	1:11.38 [8] (0:12.27)	0:59.11 [8] (0:12.04)	0:47.07 [7] (0:11.79)	0:35.28 [7] (0:11.52)	0:23.76 [9] (0:11.34)	0:35.28	-3
9	7	SPECIAL SWEY James Orman	7	63.7	0:11.58 600m	1:38.26 [9] (0:14.03)	1:24.23 [4] (0:11.76)	1:12.47 [3] (0:12.28)	1:00.19 [3] (0:12.26)	0:47.93 [4] (0:11.91)	0:36.02 [4] (0:11.58)	0:24.44 [6] (0:11.74)	0:36.02	-4

Scratched: Iverson (#10), Solar Apex (#4), This'llbetheone (#12)

[] Ranking at each section and finish
 -:-:- No data available at this section
 NA No data available

SCN Saddle cloth number
 DNF Did not finish
 DNT Did not track



Eagle Farm QLD Professional
Race 4: YOUTH EMPOWERMENT BY THE CAGE BENCHMARK 85
Handicap - 1600m
20 April 2024 - 13:24



Track Rating: Soft 5, Weather: Fine, Rail Position: +1m

Section				200m				Last 600m	
Field Times				0:12.14 (0:12.14)				0:35.23	
Rank	TAB	Horse/Jockey	Barrier	Top Speed [km/h]	Fastest Section	Margin			Distance Travelled [m]
1	1	WAPITI Nikita Beriman	1	65.2 Overall	0:11.36 400m	0:12.14 [1] (0:12.14)	1:36.92		0:35.11
2	6	RED TOP Andrew Mallyon	6	66.9 400m	0:10.96 400m	0:11.87 [4] (0:11.87)	0.02L		0:34.20 +3
3	5	FIFTH POSITION Vlad Duric	5	65.7 400m	0:11.18 400m	0:12.10 [2] (0:12.10)	0.01L		0:34.81 +3
4	11	DARK HARMONY Robbie Dolan	11	63.2 1400m	0:11.52 400m	0:12.20 [3] (0:12.20)	0.23L		0:35.49 -2
5	8	BAANONE Michael Rodd	8	65.0 400m	0:11.34 400m	0:12.46 [5] (0:12.46)	0.36L		0:35.22 -4
6	3	WAIRERE FALLS Jake Bayliss	3	65.3 400m	0:11.36 400m	0:12.41 [6] (0:12.41)	0L		0:35.20 +2
7	9	HOLSTEIN Martin Harley	9	66.0 600m	0:11.23 400m	0:12.21 [7] (0:12.21)	0.02L		0:34.88 +4
8	2	INDIAN DREAMER Cejay Graham	2	64.8 400m	0:11.34 400m	0:12.42 [8] (0:12.42)	0.35L		0:35.28 -3
9	7	SPECIAL SWEY James Orman	7	63.7 600m	0:11.58 600m	0:12.70 [9] (0:12.70)	0.35L		0:36.02 -4

Scratched: Iverson (#10), Solar Apex (#4), This'llbetheone (#12)



Horse/Jockey Name	Wapiti
Final Rank	1
Fastest Section Time (Section)	0:11.36 (400m)
Top Speed [km/h] (Section)	65.2 (Overall)
Race State	Finished

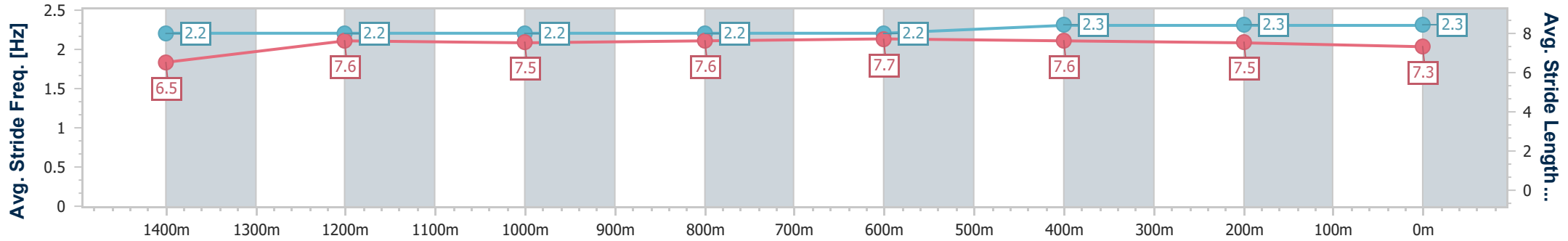
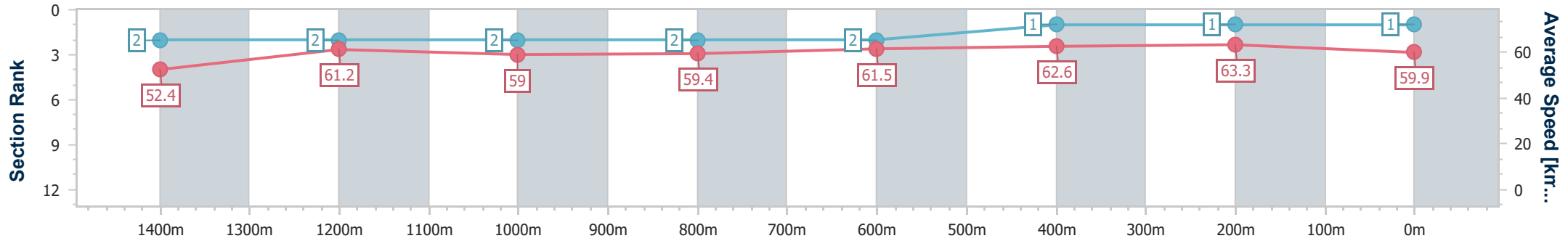


Eagle Farm QLD Professional
 Race 4: YOUTH EMPOWERMENT BY THE CAGE BENCHMARK
 85 Handicap - 1600m
 20 April 2024 - 13:24
 Track Rating: Soft 5, Weather: Fine, Rail Position: +1m



BRISBANE
RACING CLUB

Section	Overall	1400m	1200m	1000m	800m	600m	400m	200m
Section Times	1:36.92 [1] (0:13.85)	1:23.07 [2] (0:11.77)	1:11.30 [2] (0:12.23)	0:59.07 [2] (0:12.18)	0:46.89 [2] (0:11.78)	0:35.11 [2] (0:11.61)	0:23.50 [1] (0:11.36)	0:12.14 [1] (0:12.14)
Average Speed [km/h]	52.4	61.2	59.0	59.4	61.5	62.6	63.3	59.9
Top Speed [km/h]	65.2	63.7	59.9	60.9	62.4	63.8	64.1	62.0
Avg. Dist. to Rail [m]	13.5	2.9	2.4	1.5	1.0	2.1	6.6	8.0
Avg. Stride Freq. [Hz]	2.2	2.2	2.2	2.2	2.2	2.3	2.3	2.3
Avg. Stride Length [m]	6.5	7.6	7.5	7.6	7.7	7.6	7.5	7.3



- [] Ranking at each section and finish
- .-.- No data available at this section
- NA No data available



Horse/Jockey Name	Red Top
Final Rank	2
Fastest Section Time (Section)	0:10.96 (400m)
Top Speed [km/h] (Section)	66.9 (400m)
Race State	Finished



Eagle Farm QLD Professional
Race 4: YOUTH EMPOWERMENT BY THE CAGE BENCHMARK
85 Handicap - 1600m

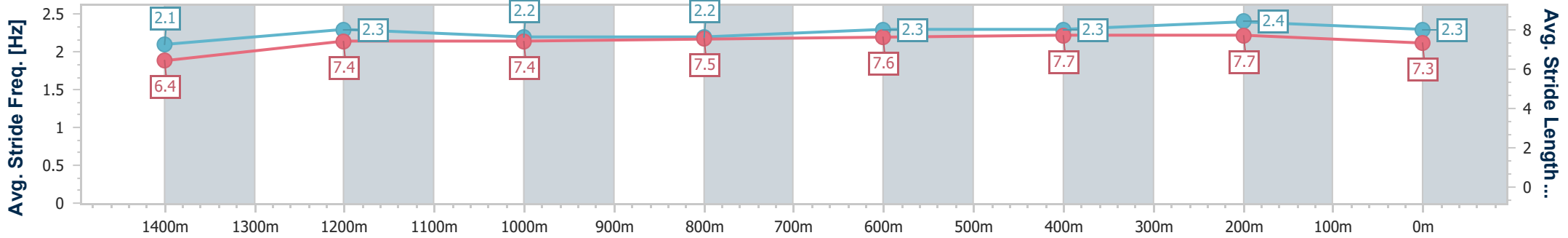
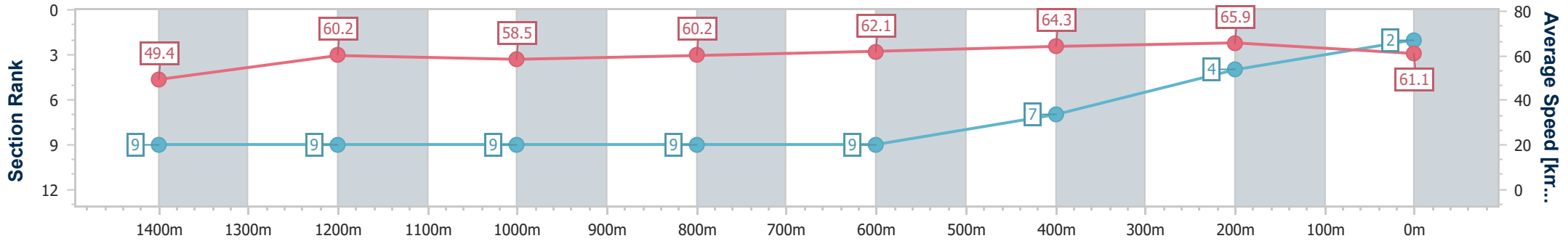
20 April 2024 - 13:24

Track Rating: Soft 5, Weather: Fine, Rail Position: +1m



BRISBANE
RACING CLUB

Section	Overall	1400m	1200m	1000m	800m	600m	400m	200m					
Section Times	1:36.94 [2] (0:14.64)	1:22.30 [9] (0:12.01)	1:10.29 [9] (0:12.31)	0:57.98 [9] (0:12.08)	0:45.90 [9] (0:11.70)	0:34.20 [9] (0:11.37)	0:22.83 [7] (0:10.96)	0:11.87 [4] (0:11.87)					
Average Speed [km/h]	49.4	60.2	58.5	60.2	62.1	64.3	65.9	61.1					
Top Speed [km/h]	61.5	61.9	59.2	61.6	63.2	65.8	66.9	64.6					
Avg. Dist. to Rail [m]	12.9	2.3	2.0	2.1	1.9	3.7	7.7	8.8					
Avg. Stride Freq. [Hz]	2.1	2.3	2.2	2.2	2.3	2.3	2.4	2.3					
Avg. Stride Length [m]	6.4	7.4	7.4	7.5	7.6	7.7	7.7	7.3					



- [] Ranking at each section and finish
- .-.- No data available at this section
- NA No data available



Horse/Jockey Name	Fifth Position
Final Rank	3
Fastest Section Time (Section)	0:11.18 (400m)
Top Speed [km/h] (Section)	65.7 (400m)
Race State	Finished

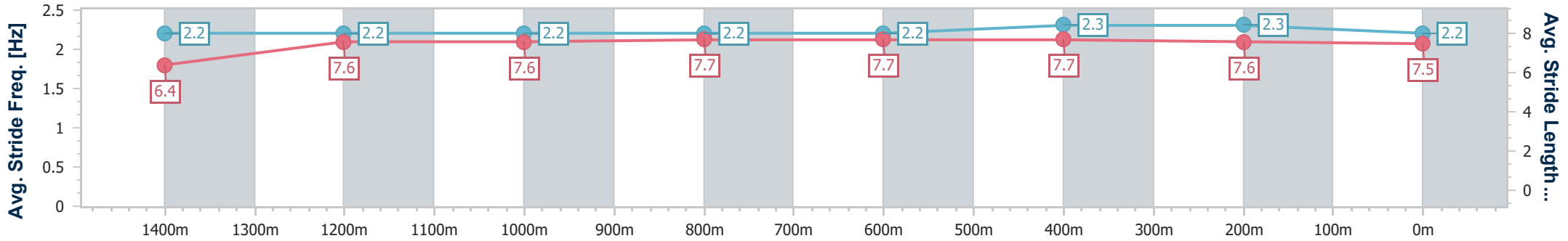
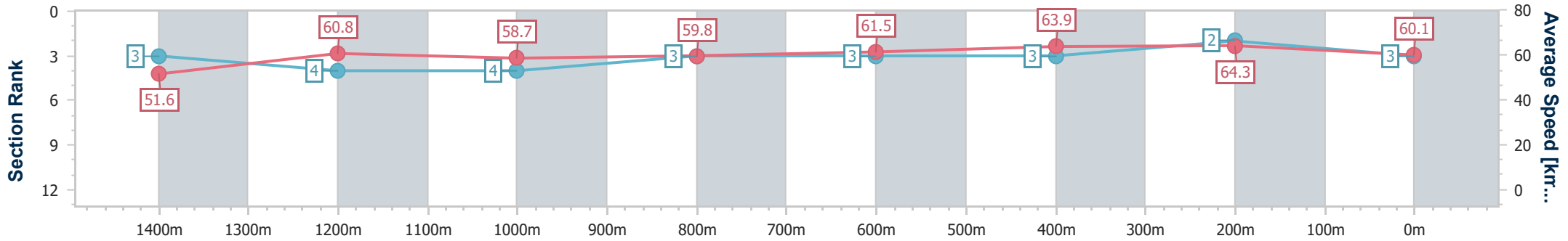


Eagle Farm QLD Professional
 Race 4: YOUTH EMPOWERMENT BY THE CAGE BENCHMARK
 85 Handicap - 1600m
 20 April 2024 - 13:24
 Track Rating: Soft 5, Weather: Fine, Rail Position: +1m



BRISBANE
 RACING CLUB

Section	Overall	1400m	1200m	1000m	800m	600m	400m	200m
Section Times	1:36.95 [3] (0:14.00)	1:22.95 [3] (0:11.86)	1:11.09 [4] (0:12.25)	0:58.84 [4] (0:12.19)	0:46.65 [3] (0:11.84)	0:34.81 [3] (0:11.53)	0:23.28 [3] (0:11.18)	0:12.10 [2] (0:12.10)
Average Speed [km/h]	51.6	60.8	58.7	59.8	61.5	63.9	64.3	60.1
Top Speed [km/h]	64.1	62.7	60.4	61.2	62.9	64.9	65.7	62.4
Avg. Dist. to Rail [m]	9.0	1.2	1.7	1.9	2.6	4.3	8.8	9.9
Avg. Stride Freq. [Hz]	2.2	2.2	2.2	2.2	2.2	2.3	2.3	2.2
Avg. Stride Length [m]	6.4	7.6	7.6	7.7	7.7	7.7	7.6	7.5



- [] Ranking at each section and finish
- .-.- No data available at this section
- NA No data available



Horse/Jockey Name	Dark Harmony
Final Rank	4
Fastest Section Time (Section)	0:11.52 (400m)
Top Speed [km/h] (Section)	63.2 (1400m)
Race State	Finished

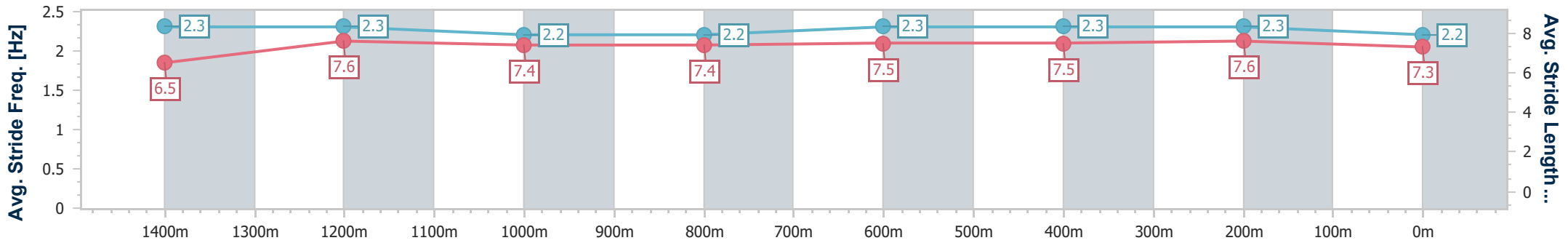
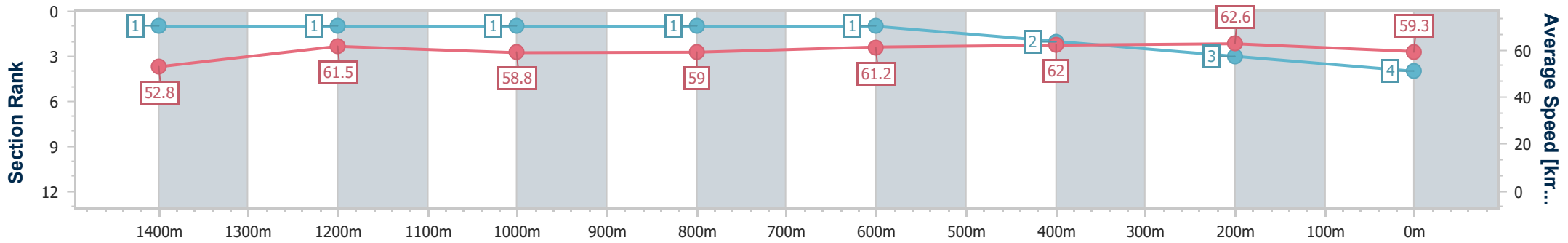


Eagle Farm QLD Professional
 Race 4: YOUTH EMPOWERMENT BY THE CAGE BENCHMARK
 85 Handicap - 1600m
 20 April 2024 - 13:24
 Track Rating: Soft 5, Weather: Fine, Rail Position: +1m



BRISBANE
RACING CLUB

Section	Overall	1400m	1200m	1000m	800m	600m	400m	200m
Section Times	1:37.18 [4] (0:13.76)	1:23.42 [1] (0:11.69)	1:11.73 [1] (0:12.26)	0:59.47 [1] (0:12.20)	0:47.27 [1] (0:11.78)	0:35.49 [1] (0:11.77)	0:23.72 [2] (0:11.52)	0:12.20 [3] (0:12.20)
Average Speed [km/h]	52.8	61.5	58.8	59.0	61.2	62.0	62.6	59.3
Top Speed [km/h]	62.8	63.2	59.6	60.8	62.3	63.1	63.2	61.5
Avg. Dist. to Rail [m]	13.4	1.2	0.5	0.5	1.0	2.9	6.6	6.9
Avg. Stride Freq. [Hz]	2.3	2.3	2.2	2.2	2.3	2.3	2.3	2.2
Avg. Stride Length [m]	6.5	7.6	7.4	7.4	7.5	7.5	7.6	7.3



- [] Ranking at each section and finish
- .-.- No data available at this section
- NA No data available



Horse/Jockey Name	Baanone
Final Rank	5
Fastest Section Time (Section)	0:11.34 (400m)
Top Speed [km/h] (Section)	65.0 (400m)
Race State	Finished

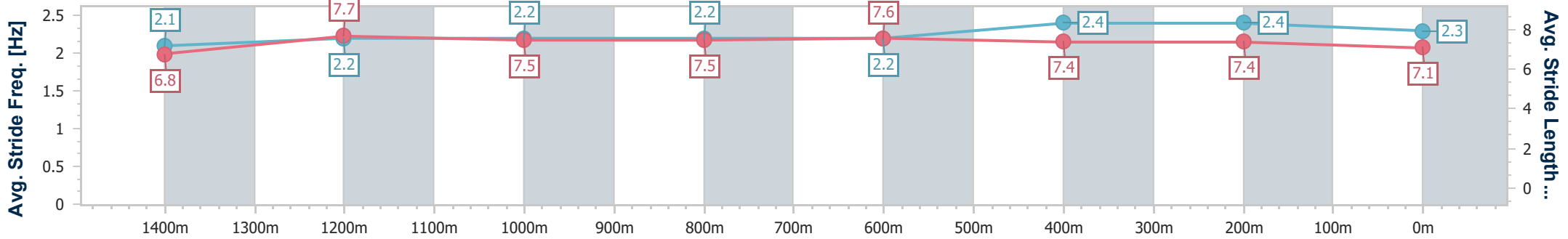
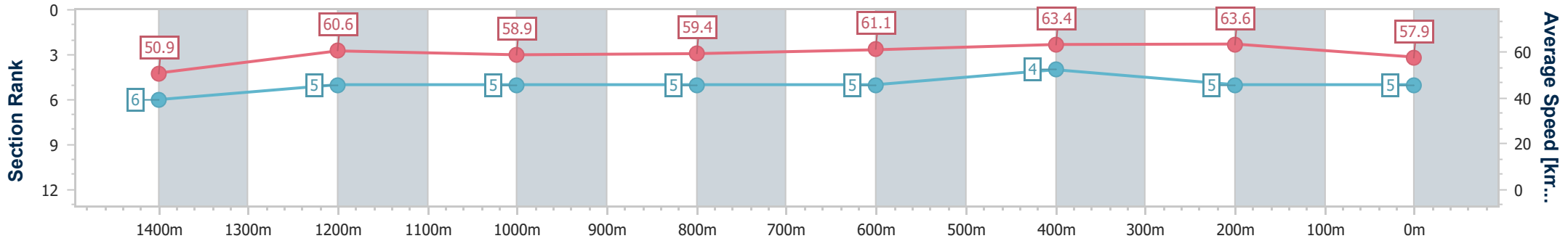


Eagle Farm QLD Professional
 Race 4: YOUTH EMPOWERMENT BY THE CAGE BENCHMARK
 85 Handicap - 1600m
 20 April 2024 - 13:24
 Track Rating: Soft 5, Weather: Fine, Rail Position: +1m



BRISBANE
RACING CLUB

Section	Overall	1400m	1200m	1000m	800m	600m	400m	200m
Section Times	1:37.54 [5] (0:14.20)	1:23.34 [6] (0:11.89)	1:11.45 [5] (0:12.19)	0:59.26 [5] (0:12.18)	0:47.08 [5] (0:11.86)	0:35.22 [5] (0:11.42)	0:23.80 [4] (0:11.34)	0:12.46 [5] (0:12.46)
Average Speed [km/h]	50.9	60.6	58.9	59.4	61.1	63.4	63.6	57.9
Top Speed [km/h]	64.3	62.6	60.0	60.1	62.5	65.0	65.0	61.5
Avg. Dist. to Rail [m]	9.1	0.9	0.7	0.5	1.0	1.7	5.3	5.8
Avg. Stride Freq. [Hz]	2.1	2.2	2.2	2.2	2.2	2.4	2.4	2.3
Avg. Stride Length [m]	6.8	7.7	7.5	7.5	7.6	7.4	7.4	7.1



- [] Ranking at each section and finish
- .-.- No data available at this section
- NA No data available



Horse/Jockey Name	Wairere Falls
Final Rank	6
Fastest Section Time (Section)	0:11.36 (400m)
Top Speed [km/h] (Section)	65.3 (400m)
Race State	Finished

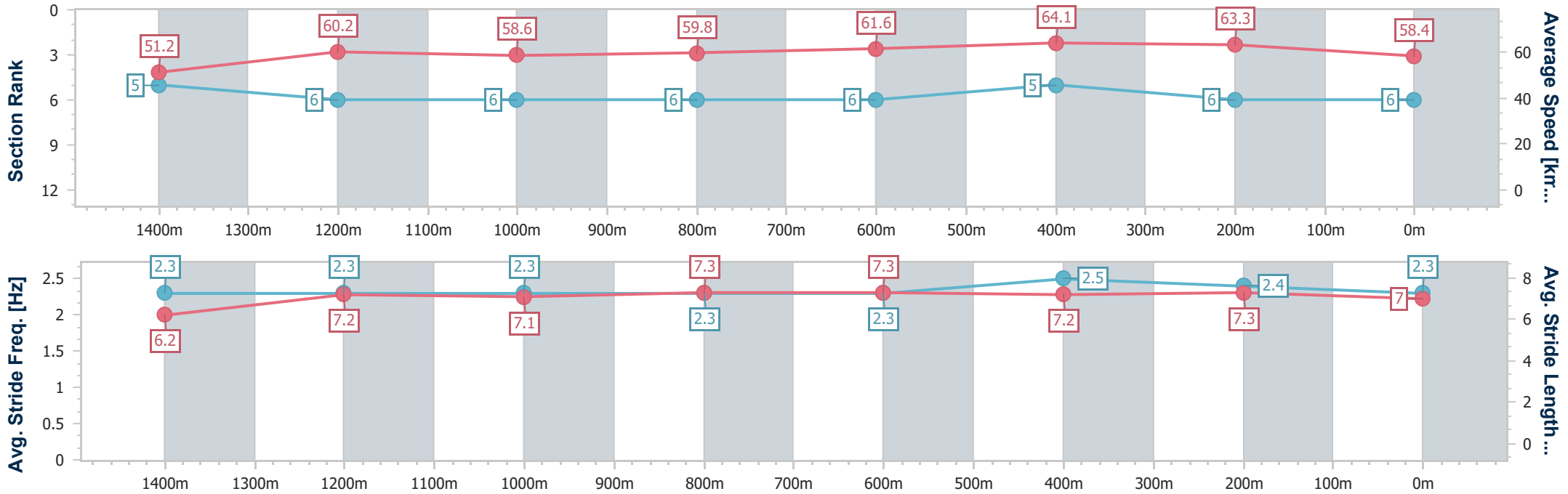


Eagle Farm QLD Professional
 Race 4: YOUTH EMPOWERMENT BY THE CAGE BENCHMARK
 85 Handicap - 1600m
 20 April 2024 - 13:24
 Track Rating: Soft 5, Weather: Fine, Rail Position: +1m



BRISBANE
RACING CLUB

Section	Overall	1400m	1200m	1000m	800m	600m	400m	200m
Section Times	1:37.54 [6] (0:14.12)	1:23.42 [5] (0:11.99)	1:11.43 [6] (0:12.27)	0:59.16 [6] (0:12.16)	0:47.00 [6] (0:11.80)	0:35.20 [6] (0:11.43)	0:23.77 [5] (0:11.36)	0:12.41 [6] (0:12.41)
Average Speed [km/h]	51.2	60.2	58.6	59.8	61.6	64.1	63.3	58.4
Top Speed [km/h]	63.3	61.8	59.4	60.8	64.5	65.2	65.3	60.7
Avg. Dist. to Rail [m]	10.0	1.7	1.6	1.9	1.9	3.5	9.8	10.8
Avg. Stride Freq. [Hz]	2.3	2.3	2.3	2.3	2.3	2.5	2.4	2.3
Avg. Stride Length [m]	6.2	7.2	7.1	7.3	7.3	7.2	7.3	7.0



- [] Ranking at each section and finish
- .-.- No data available at this section
- NA No data available



Horse/Jockey Name	Holstein
Final Rank	7
Fastest Section Time (Section)	0:11.23 (400m)
Top Speed [km/h] (Section)	66.0 (600m)
Race State	Finished



Eagle Farm QLD Professional
Race 4: YOUTH EMPOWERMENT BY THE CAGE BENCHMARK
85 Handicap - 1600m

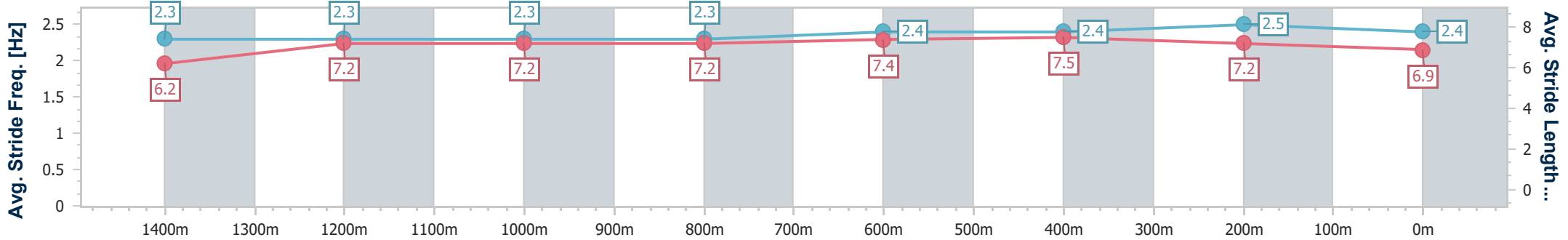
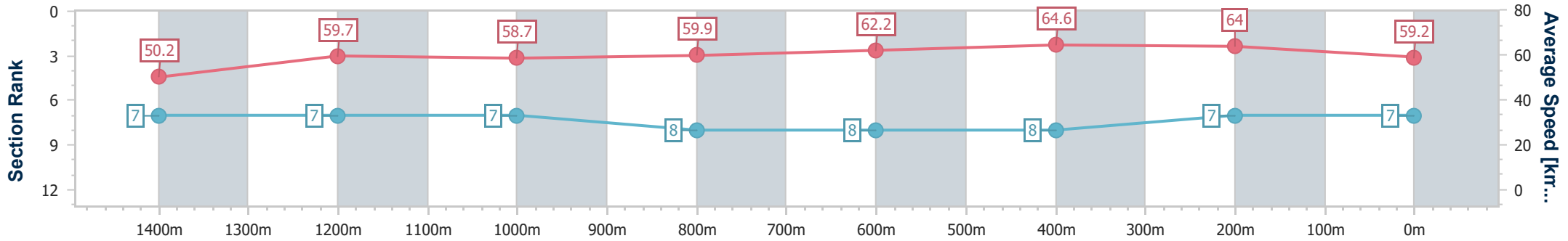
20 April 2024 - 13:24

Track Rating: Soft 5, Weather: Fine, Rail Position: +1m



BRISBANE
RACING CLUB

Section	Overall	1400m	1200m	1000m	800m	600m	400m	200m
Section Times	1:37.56 [7] (0:14.39)	1:23.17 [7] (0:12.11)	1:11.06 [7] (0:12.26)	0:58.80 [7] (0:12.13)	0:46.67 [8] (0:11.79)	0:34.88 [8] (0:11.44)	0:23.44 [8] (0:11.23)	0:12.21 [7] (0:12.21)
Average Speed [km/h]	50.2	59.7	58.7	59.9	62.2	64.6	64.0	59.2
Top Speed [km/h]	62.5	62.3	59.2	61.7	63.1	66.0	65.7	61.9
Avg. Dist. to Rail [m]	12.6	3.2	2.4	1.8	3.5	5.0	9.1	7.8
Avg. Stride Freq. [Hz]	2.3	2.3	2.3	2.3	2.4	2.4	2.5	2.4
Avg. Stride Length [m]	6.2	7.2	7.2	7.2	7.4	7.5	7.2	6.9



- [] Ranking at each section and finish
- .-.- No data available at this section
- NA No data available



Horse/Jockey Name	Indian Dreamer
Final Rank	8
Fastest Section Time (Section)	0:11.34 (400m)
Top Speed [km/h] (Section)	64.8 (400m)
Race State	Finished

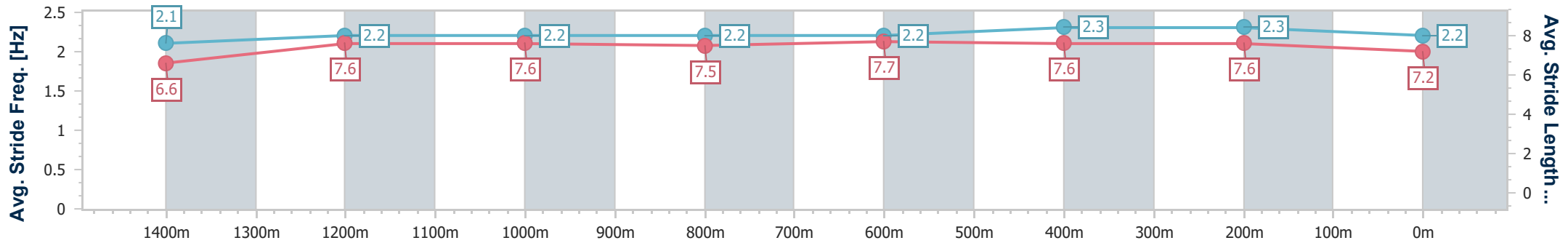
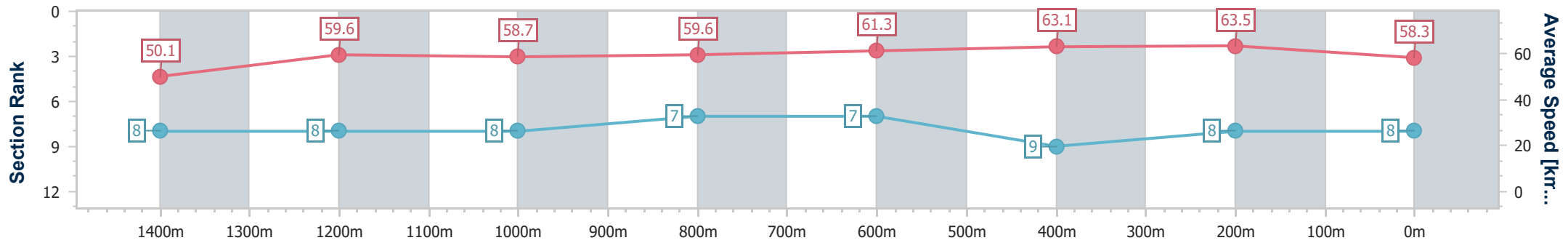


Eagle Farm QLD Professional
 Race 4: YOUTH EMPOWERMENT BY THE CAGE BENCHMARK
 85 Handicap - 1600m
 20 April 2024 - 13:24
 Track Rating: Soft 5, Weather: Fine, Rail Position: +1m



BRISBANE
RACING CLUB

Section	Overall	1400m	1200m	1000m	800m	600m	400m	200m
Section Times	1:37.91 [8] (0:14.41)	1:23.50 [8] (0:12.12)	1:11.38 [8] (0:12.27)	0:59.11 [8] (0:12.04)	0:47.07 [7] (0:11.79)	0:35.28 [7] (0:11.52)	0:23.76 [9] (0:11.34)	0:12.42 [8] (0:12.42)
Average Speed [km/h]	50.1	59.6	58.7	59.6	61.3	63.1	63.5	58.3
Top Speed [km/h]	61.8	61.5	59.3	61.0	62.3	64.4	64.8	61.0
Avg. Dist. to Rail [m]	10.8	1.5	0.8	0.3	0.5	2.3	5.8	6.3
Avg. Stride Freq. [Hz]	2.1	2.2	2.2	2.2	2.2	2.3	2.3	2.2
Avg. Stride Length [m]	6.6	7.6	7.6	7.5	7.7	7.6	7.6	7.2



- [] Ranking at each section and finish
- .-.- No data available at this section
- NA No data available



Horse/Jockey Name	Special Swey
Final Rank	9
Fastest Section Time (Section)	0:11.58 (600m)
Top Speed [km/h] (Section)	63.7 (600m)
Race State	Finished

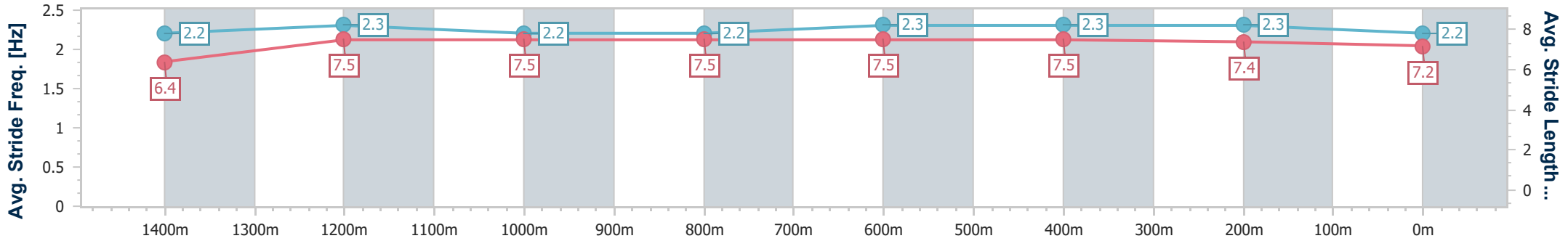
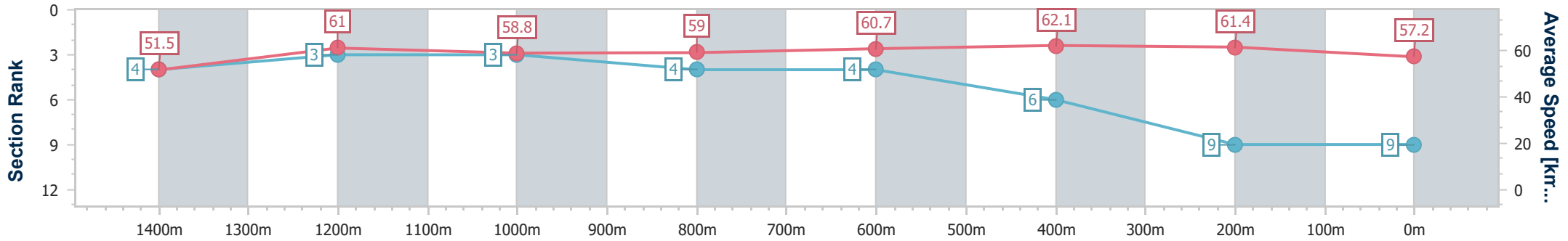


Eagle Farm QLD Professional
 Race 4: YOUTH EMPOWERMENT BY THE CAGE BENCHMARK
 85 Handicap - 1600m
 20 April 2024 - 13:24
 Track Rating: Soft 5, Weather: Fine, Rail Position: +1m



BRISBANE
 RACING CLUB

Section	Overall	1400m	1200m	1000m	800m	600m	400m	200m
Section Times	1:38.26 [9] (0:14.03)	1:24.23 [4] (0:11.76)	1:12.47 [3] (0:12.28)	1:00.19 [3] (0:12.26)	0:47.93 [4] (0:11.91)	0:36.02 [4] (0:11.58)	0:24.44 [6] (0:11.74)	0:12.70 [9] (0:12.70)
Average Speed [km/h]	51.5	61.0	58.8	59.0	60.7	62.1	61.4	57.2
Top Speed [km/h]	63.5	62.3	60.0	60.1	61.8	63.7	63.7	59.1
Avg. Dist. to Rail [m]	8.1	0.2	0.5	0.9	1.3	0.5	4.5	6.5
Avg. Stride Freq. [Hz]	2.2	2.3	2.2	2.2	2.3	2.3	2.3	2.2
Avg. Stride Length [m]	6.4	7.5	7.5	7.5	7.5	7.5	7.4	7.2



- [] Ranking at each section and finish
- .-.- No data available at this section
- NA No data available