



Townsville QLD Professional

Race 3: Ladbrokes Bet Ticker OPEN Handicap - 1200m



23 April 2024 - 15:07

Track Rating: Soft 5, Weather: Fine, Rail Position: +6m 1000m-W/Post; +1.5m Remainder

Section		Overall	1000m	800m	600m	400m	200m	Last 600m					
Field Times		1:09.81 (0:13.76)	0:56.05 (0:10.65)	0:45.40 (0:11.19)	0:34.21 (0:11.23)	0:22.98 (0:11.20)	0:11.78 (0:11.78)	0:34.21					
Rank	TAB Horse/Jockey	Barrier	Top Speed [km/h]	Fastest Section							Margin	Distance Travelled [m]	
1	2 TIGER LEGEND Gabrielle Semmens	5	68.2 Overall	0:10.92 1000m	1:09.81 [1] (0:13.82)	0:55.99 [2] (0:10.92)	0:45.07 [3] (0:11.12)	0:33.95 [3] (0:11.23)	0:22.72 [3] (0:10.94)	0:11.78 [1] (0:11.78)	1:09.81	0:33.95	
2	7 CASTILE Chris Whiteley	3	69.0 1000m	0:10.58 1000m	1:09.90 [2] (0:14.25)	0:55.65 [5] (0:10.58)	0:45.07 [4] (0:11.13)	0:33.94 [4] (0:11.32)	0:22.62 [5] (0:11.06)	0:11.56 [5] (0:11.56)	0.5L	0:33.94	-2
3	4 HURTLE Lacey Morrison	8	70.1 1000m	0:10.75 1000m	1:09.93 [3] (0:13.76)	0:56.17 [1] (0:10.75)	0:45.42 [2] (0:11.20)	0:34.22 [2] (0:11.27)	0:22.95 [2] (0:11.08)	0:11.87 [2] (0:11.87)	0.72L	0:34.22	-5
4	1 FULL RECOGNITION Nathan Day	1	70.6 1000m	0:10.51 1000m	1:10.11 [4] (0:14.66)	0:55.45 [7] (0:10.51)	0:44.94 [6] (0:10.91)	0:34.03 [5] (0:11.18)	0:22.85 [4] (0:10.93)	0:11.92 [4] (0:11.92)	1.76L	0:34.03	-3
5	3 ACROBATIC Chelsea Jokic	4	69.9 1000m	0:10.57 1000m	1:10.20 [5] (0:13.84)	0:56.36 [3] (0:10.57)	0:45.79 [1] (0:11.19)	0:34.60 [1] (0:11.23)	0:23.37 [1] (0:11.27)	0:12.10 [3] (0:12.10)	2.25L	0:34.60	-6
6	5 DON ARCANGELO Nathan Thomas	2	70.5 1000m	0:10.73 1000m	1:10.63 [6] (0:14.57)	0:56.06 [6] (0:10.73)	0:45.33 [7] (0:10.93)	0:34.40 [7] (0:11.26)	0:23.14 [6] (0:11.29)	0:11.85 [6] (0:11.85)	4.81L	0:34.40	+3
7	8 MALVAGIO Isabella Teh	6	68.3 800m	0:10.84 1000m	1:11.37 [7] (0:14.13)	0:57.24 [4] (0:10.84)	0:46.40 [5] (0:11.15)	0:35.25 [6] (0:11.47)	0:23.78 [7] (0:11.60)	0:12.18 [7] (0:12.18)	9.17L	0:35.25	+5

Scratched: Captain Bond (#6)



Horse/Jockey Name	Tiger Legend
Final Rank	1
Fastest Section Time (Section)	0:10.92 (1000m)
Top Speed [km/h] (Section)	68.2 (Overall)
Race State	Finished



Townsville QLD Professional

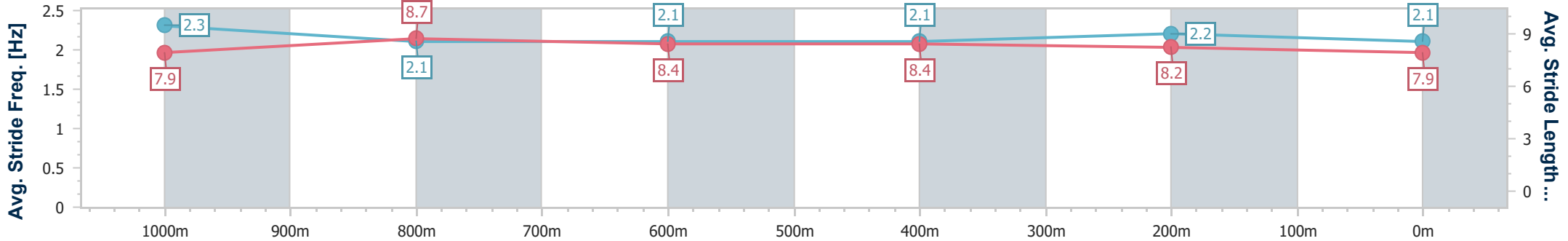
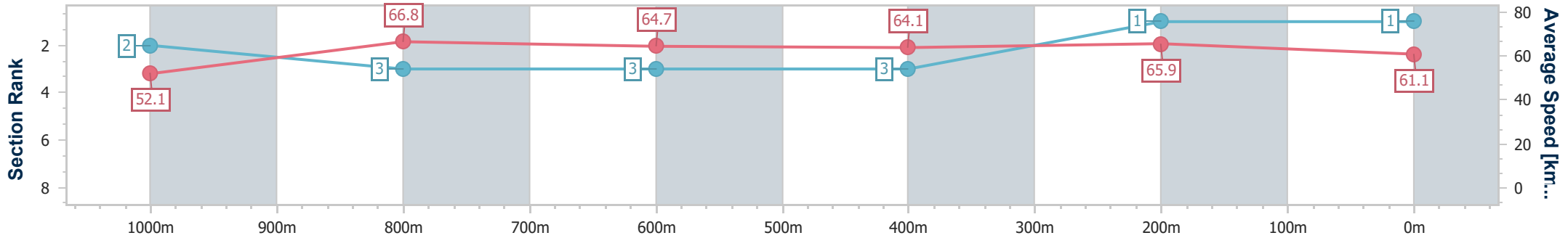
Race 3: Ladbrokes Bet Ticker OPEN Handicap - 1200m

23 April 2024 - 15:07

Track Rating: Soft 5, Weather: Fine, Rail Position: +6m 1000m-W/Post; +1.5m Remainder



Section	Overall	1000m	800m	600m	400m	200m
Section Times	1:09.81 [1] (0:13.82)	0:55.99 [2] (0:10.92)	0:45.07 [3] (0:11.12)	0:33.95 [3] (0:11.23)	0:22.72 [3] (0:10.94)	0:11.78 [1] (0:11.78)
Average Speed [km/h]	52.1	66.8	64.7	64.1	65.9	61.1
Top Speed [km/h]	68.2	67.6	67.2	65.5	66.6	65.4
Avg. Dist. to Rail [m]	6.5	2.1	0.6	0.5	1.4	3.6
Avg. Stride Freq. [Hz]	2.3	2.1	2.1	2.1	2.2	2.1
Avg. Stride Length [m]	7.9	8.7	8.4	8.4	8.2	7.9



- [] Ranking at each section and finish
- .-.- No data available at this section
- NA No data available



Horse/Jockey Name	Castile
Final Rank	2
Fastest Section Time (Section)	0:10.58 (1000m)
Top Speed [km/h] (Section)	69.0 (1000m)
Race State	Finished



Townsville QLD Professional

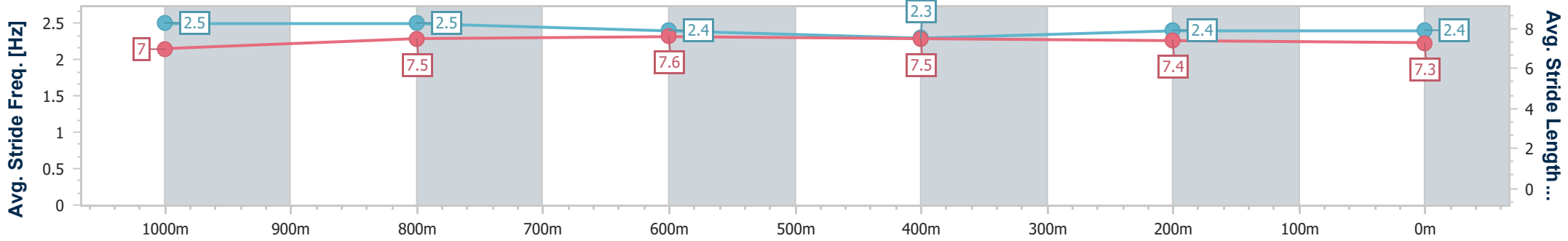
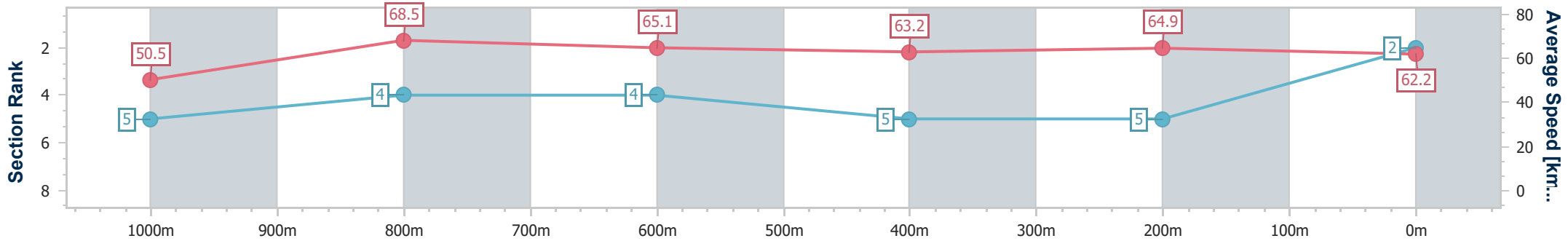
Race 3: Ladbrokes Bet Ticker OPEN Handicap - 1200m

23 April 2024 - 15:07

Track Rating: Soft 5, Weather: Fine, Rail Position: +6m 1000m-
W/Post; +1.5m Remainder



Section	Overall	1000m	800m	600m	400m	200m
Section Times	1:09.90 [2] (0:14.25)	0:55.65 [5] (0:10.58)	0:45.07 [4] (0:11.13)	0:33.94 [4] (0:11.32)	0:22.62 [5] (0:11.06)	0:11.56 [5] (0:11.56)
Average Speed [km/h]	50.5	68.5	65.1	63.2	64.9	62.2
Top Speed [km/h]	67.5	69.0	67.5	64.7	65.8	65.9
Avg. Dist. to Rail [m]	4.1	1.2	1.1	0.9	0.7	2.5
Avg. Stride Freq. [Hz]	2.5	2.5	2.4	2.3	2.4	2.4
Avg. Stride Length [m]	7.0	7.5	7.6	7.5	7.4	7.3



- [] Ranking at each section and finish
- .-.- No data available at this section
- NA No data available



Horse/Jockey Name	Hurtle
Final Rank	3
Fastest Section Time (Section)	0:10.75 (1000m)
Top Speed [km/h] (Section)	70.1 (1000m)
Race State	Finished



Townsville QLD Professional

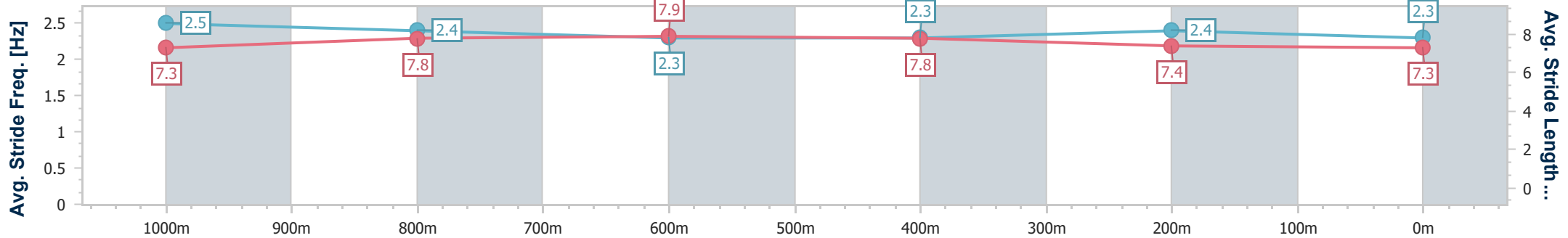
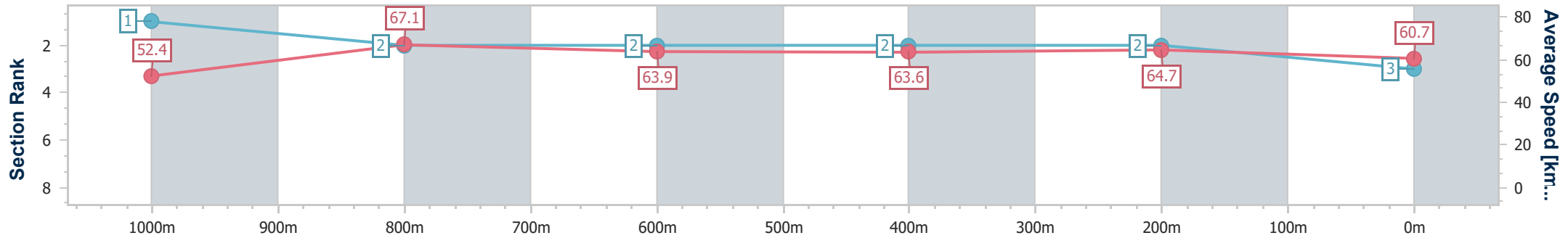
Race 3: Ladbrokes Bet Ticker OPEN Handicap - 1200m

23 April 2024 - 15:07

Track Rating: Soft 5, Weather: Fine, Rail Position: +6m 1000m-
W/Post; +1.5m Remainder



Section	Overall	1000m	800m	600m	400m	200m
Section Times	1:09.93 [3] (0:13.76)	0:56.17 [1] (0:10.75)	0:45.42 [2] (0:11.20)	0:34.22 [2] (0:11.27)	0:22.95 [2] (0:11.08)	0:11.87 [2] (0:11.87)
Average Speed [km/h]	52.4	67.1	63.9	63.6	64.7	60.7
Top Speed [km/h]	70.1	70.1	65.1	64.3	66.2	63.9
Avg. Dist. to Rail [m]	6.6	0.7	1.3	1.3	0.7	1.6
Avg. Stride Freq. [Hz]	2.5	2.4	2.3	2.3	2.4	2.3
Avg. Stride Length [m]	7.3	7.8	7.9	7.8	7.4	7.3



- [] Ranking at each section and finish
- .-.- No data available at this section
- NA No data available



Horse/Jockey Name	Full Recognition
Final Rank	4
Fastest Section Time (Section)	0:10.51 (1000m)
Top Speed [km/h] (Section)	70.6 (1000m)
Race State	Finished



Townsville QLD Professional

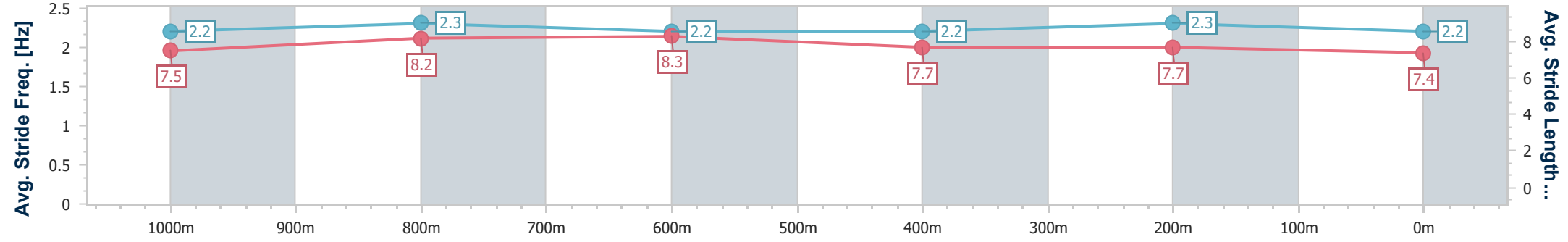
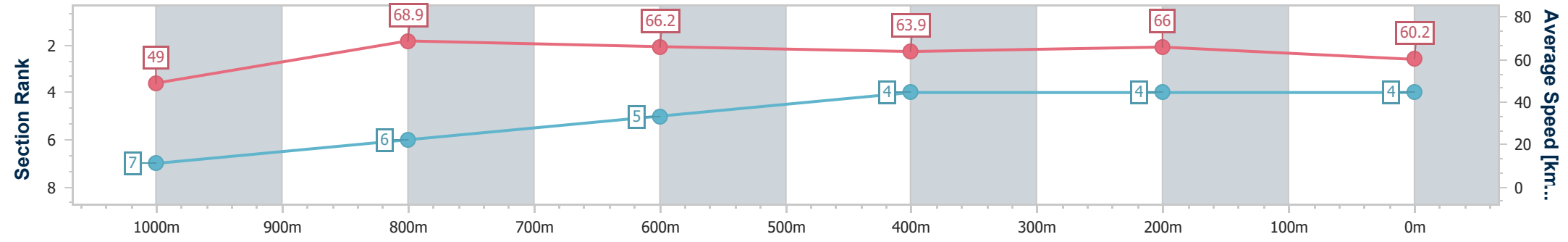
Race 3: Ladbrokes Bet Ticker OPEN Handicap - 1200m

23 April 2024 - 15:07

Track Rating: Soft 5, Weather: Fine, Rail Position: +6m 1000m-
W/Post; +1.5m Remainder



Section	Overall	1000m	800m	600m	400m	200m
Section Times	1:10.11 [4] (0:14.66)	0:55.45 [7] (0:10.51)	0:44.94 [6] (0:10.91)	0:34.03 [5] (0:11.18)	0:22.85 [4] (0:10.93)	0:11.92 [4] (0:11.92)
Average Speed [km/h]	49.0	68.9	66.2	63.9	66.0	60.2
Top Speed [km/h]	66.9	70.6	69.6	66.5	66.8	65.7
Avg. Dist. to Rail [m]	3.0	1.0	0.5	0.8	1.3	4.8
Avg. Stride Freq. [Hz]	2.2	2.3	2.2	2.2	2.3	2.2
Avg. Stride Length [m]	7.5	8.2	8.3	7.7	7.7	7.4



- [] Ranking at each section and finish
- .-.- No data available at this section
- NA No data available



Horse/Jockey Name	Acrobatic
Final Rank	5
Fastest Section Time (Section)	0:10.57 (1000m)
Top Speed [km/h] (Section)	69.9 (1000m)
Race State	Finished



Townsville QLD Professional

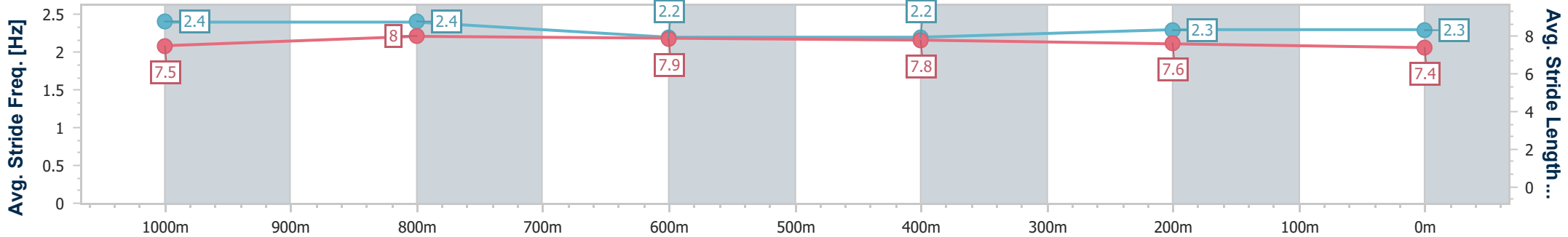
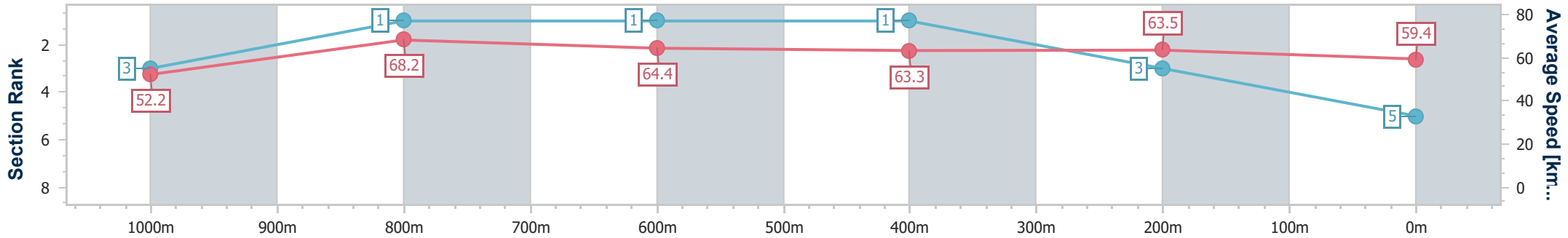
Race 3: Ladbrokes Bet Ticker OPEN Handicap - 1200m

23 April 2024 - 15:07

Track Rating: Soft 5, Weather: Fine, Rail Position: +6m 1000m-
W/Post; +1.5m Remainder



Section	Overall	1000m	800m	600m	400m	200m
Section Times	1:10.20 [5] (0:13.84)	0:56.36 [3] (0:10.57)	0:45.79 [1] (0:11.19)	0:34.60 [1] (0:11.23)	0:23.37 [1] (0:11.27)	0:12.10 [3] (0:12.10)
Average Speed [km/h]	52.2	68.2	64.4	63.3	63.5	59.4
Top Speed [km/h]	68.2	69.9	66.0	64.3	64.3	63.0
Avg. Dist. to Rail [m]	5.3	0.8	0.9	2.3	1.4	0.7
Avg. Stride Freq. [Hz]	2.4	2.4	2.2	2.2	2.3	2.3
Avg. Stride Length [m]	7.5	8.0	7.9	7.8	7.6	7.4



- [] Ranking at each section and finish
- .-.- No data available at this section
- NA No data available



Horse/Jockey Name	Don Arcangelo
Final Rank	6
Fastest Section Time (Section)	0:10.73 (1000m)
Top Speed [km/h] (Section)	70.5 (1000m)
Race State	Finished



Townsville QLD Professional

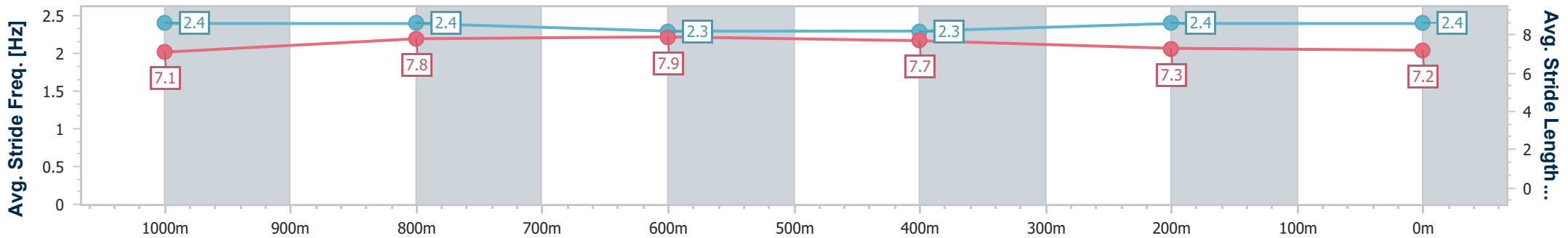
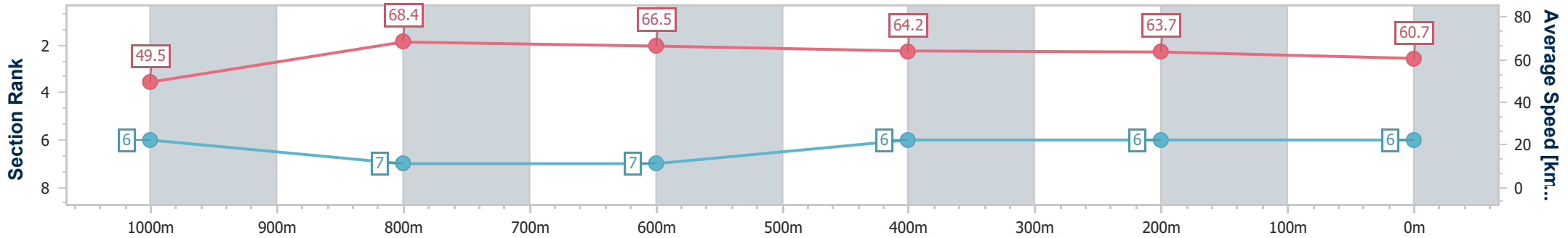
Race 3: Ladbrokes Bet Ticker OPEN Handicap - 1200m

23 April 2024 - 15:07

Track Rating: Soft 5, Weather: Fine, Rail Position: +6m 1000m-
W/Post; +1.5m Remainder



Section	Overall	1000m	800m	600m	400m	200m
Section Times	1:10.63 [6] (0:14.57)	0:56.06 [6] (0:10.73)	0:45.33 [7] (0:10.93)	0:34.40 [7] (0:11.26)	0:23.14 [6] (0:11.29)	0:11.85 [6] (0:11.85)
Average Speed [km/h]	49.5	68.4	66.5	64.2	63.7	60.7
Top Speed [km/h]	65.7	70.5	68.3	65.2	65.3	63.3
Avg. Dist. to Rail [m]	4.6	3.8	2.0	0.5	1.7	3.2
Avg. Stride Freq. [Hz]	2.4	2.4	2.3	2.3	2.4	2.4
Avg. Stride Length [m]	7.1	7.8	7.9	7.7	7.3	7.2



- [] Ranking at each section and finish
- .-.- No data available at this section
- NA No data available



Horse/Jockey Name	Malvagio
Final Rank	7
Fastest Section Time (Section)	0:10.84 (1000m)
Top Speed [km/h] (Section)	68.3 (800m)
Race State	Finished



Townsville QLD Professional

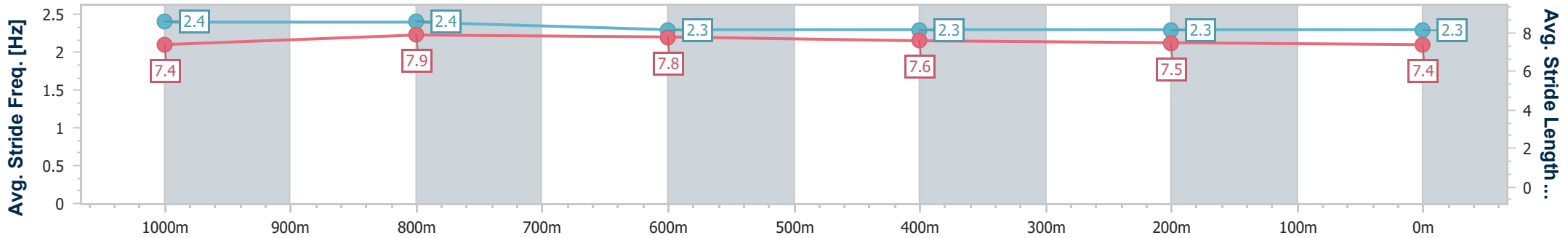
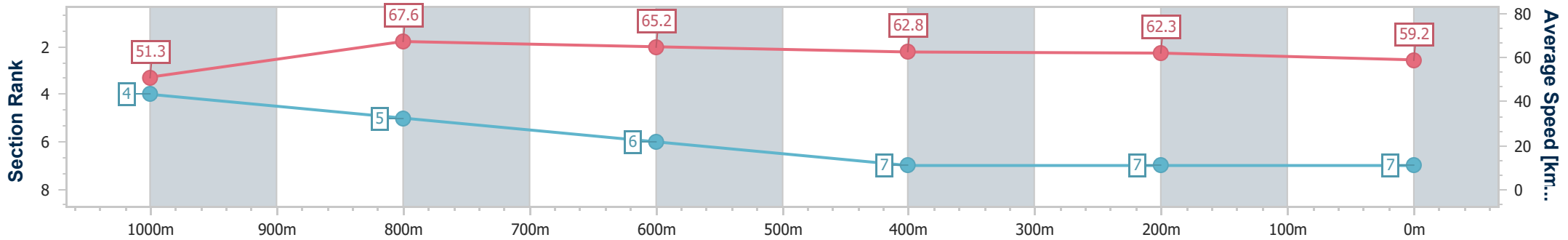
Race 3: Ladbrokes Bet Ticker OPEN Handicap - 1200m

23 April 2024 - 15:07

Track Rating: Soft 5, Weather: Fine, Rail Position: +6m 1000m-
W/Post; +1.5m Remainder



Section	Overall	1000m	800m	600m	400m	200m
Section Times	1:11.37 [7] (0:14.13)	0:57.24 [4] (0:10.84)	0:46.40 [5] (0:11.15)	0:35.25 [6] (0:11.47)	0:23.78 [7] (0:11.60)	0:12.18 [7] (0:12.18)
Average Speed [km/h]	51.3	67.6	65.2	62.8	62.3	59.2
Top Speed [km/h]	67.0	68.1	68.3	63.7	63.5	61.8
Avg. Dist. to Rail [m]	7.5	3.3	2.1	0.7	2.2	4.7
Avg. Stride Freq. [Hz]	2.4	2.4	2.3	2.3	2.3	2.3
Avg. Stride Length [m]	7.4	7.9	7.8	7.6	7.5	7.4



- [] Ranking at each section and finish
- .-.- No data available at this section
- NA No data available