



Rockhampton QLD Professional

Race 3: KNIGHT FRANK AGRIBUSINESS QTIS Three-Year-Old Handicap - 1100m

28 April 2024 - 13:55



Track Rating: Soft 5, Weather: Fine, Rail Position: +2.5m

Section		Overall	1000m	800m	600m	400m	200m	Last 600m					
Field Times		1:02.58 (0:06.96)	0:55.62 (0:10.76)	0:44.86 (0:11.39)	0:33.47 (0:10.92)	0:22.55 (0:10.86)	0:11.69 (0:11.69)	0:33.47					
Rank	TAB Horse/Jockey	Barrier	Top Speed [km/h]	Fastest Section								Margin	Distance Travelled [m]
1	10 CHERRY ROSE Justin Stanley	6	68.6 600m	0:07.36 Overall	1:02.58 [1] (0:07.36)	0:55.22 [6] (0:11.16)	0:44.06 [7] (0:11.14)	0:32.92 [7] (0:10.70)	0:22.22 [7] (0:10.88)	0:11.34 [6] (0:11.34)	1:02.58	0:32.92	
2	1 DOUBTING EYE Brooke Johnson	4	68.0 600m	0:07.48 Overall	1:02.72 [2] (0:07.48)	0:55.24 [8] (0:11.17)	0:44.07 [8] (0:10.96)	0:33.11 [6] (0:10.68)	0:22.43 [5] (0:10.94)	0:11.49 [5] (0:11.49)	0.82L	0:33.11	-5
3	7 HELL Kyle Wilson-Taylor	2	68.6 1000m	0:07.07 Overall	1:02.73 [3] (0:07.07)	0:55.66 [2] (0:10.88)	0:44.78 [2] (0:11.29)	0:33.49 [2] (0:10.79)	0:22.70 [1] (0:10.86)	0:11.84 [1] (0:11.84)	0.91L	0:33.49	+0
4	4 SPIRIT OF BRODIE Robbie Dolan	5	68.5 800m	0:07.30 Overall	1:02.91 [4] (0:07.30)	0:55.61 [5] (0:11.20)	0:44.41 [6] (0:11.20)	0:33.21 [8] (0:10.77)	0:22.44 [8] (0:10.82)	0:11.62 [7] (0:11.62)	1.95L	0:33.21	+3
5	9 DESERT KOBY Les Tilley	7	69.1 1000m	0:06.96 Overall	1:02.99 [5] (0:06.96)	0:56.03 [1] (0:10.76)	0:45.27 [1] (0:11.39)	0:33.88 [1] (0:11.00)	0:22.88 [2] (0:10.86)	0:12.02 [2] (0:12.02)	2.39L	0:33.88	-4
6	8 SUNSHINE HIGHWAY Emily Lang	8	68.6 600m	0:07.63 Overall	1:02.99 [6] (0:07.63)	0:55.36 [10] (0:11.17)	0:44.19 [9] (0:11.11)	0:33.08 [10] (0:10.82)	0:22.26 [10] (0:10.78)	0:11.48 [9] (0:11.48)	2.42L	0:33.08	-3
7	2 BOLD COMIC Bailey Wheeler	3	67.7 600m	0:07.28 Overall	1:03.01 [7] (0:07.28)	0:55.73 [3] (0:11.02)	0:44.71 [5] (0:11.13)	0:33.58 [4] (0:10.79)	0:22.79 [4] (0:10.97)	0:11.82 [4] (0:11.82)	2.54L	0:33.58	-1
8	3 ACRES AWAY Tommy Berry	1	68.1 600m	0:07.29 Overall	1:03.02 [8] (0:07.29)	0:55.73 [4] (0:10.93)	0:44.80 [4] (0:11.34)	0:33.46 [5] (0:10.76)	0:22.70 [6] (0:10.85)	0:11.85 [3] (0:11.85)	2.56L	0:33.46	+0
9	6 MISHANI GANGSTER Andrew Mallyon	10	68.7 800m	0:07.55 Overall	1:03.29 [9] (0:07.55)	0:55.74 [9] (0:11.31)	0:44.43 [10] (0:10.94)	0:33.49 [9] (0:10.83)	0:22.66 [9] (0:10.86)	0:11.80 [8] (0:11.80)	4.18L	0:33.49	+1
10	5 SUNNYCOAST Ashley Butler	9	69.0 1000m	0:07.36 Overall	1:05.89 [10] (0:07.36)	0:58.53 [7] (0:10.75)	0:47.78 [3] (0:11.23)	0:36.55 [3] (0:10.87)	0:25.68 [3] (0:11.62)	0:14.06 [10] (0:14.06)	19.5L	0:36.55	+0

[] Ranking at each section and finish
 -:-:- No data available at this section
 NA No data available

SCN Saddle cloth number
 DNF Did not finish
 DNT Did not track



Horse/Jockey Name	Cherry Rose
Final Rank	1
Fastest Section Time (Section)	0:07.36 (Overall)
Top Speed [km/h] (Section)	68.6 (600m)
Race State	Finished

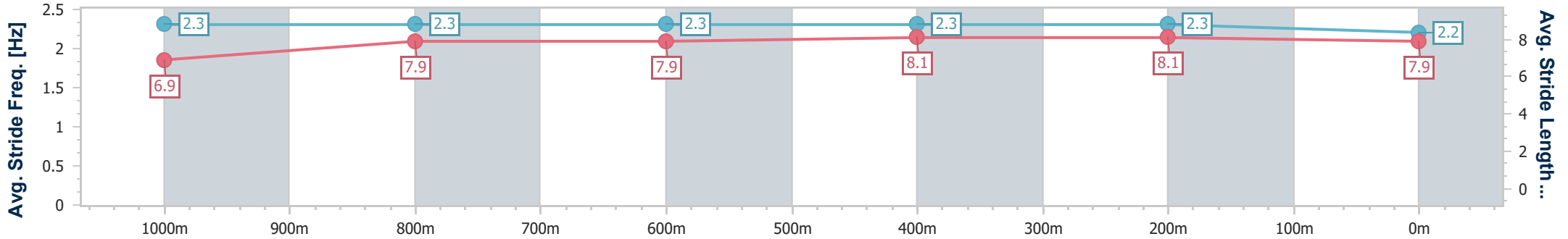
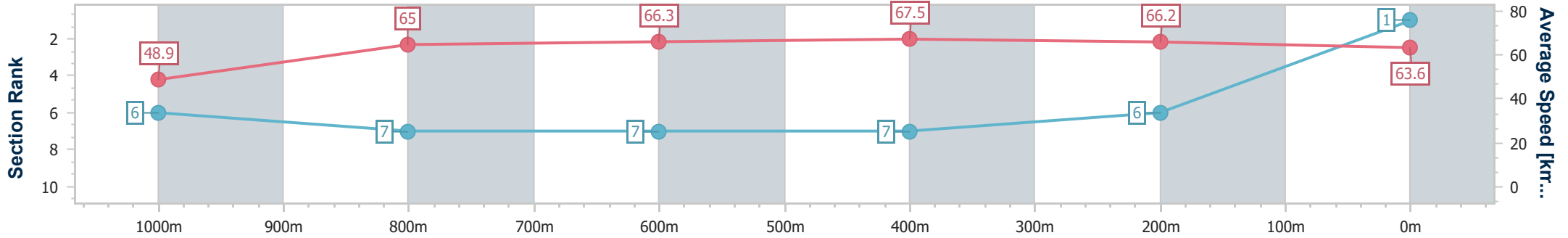


Rockhampton QLD Professional
 Race 3: KNIGHT FRANK AGRIBUSINESS QTIS Three-Year-Old Handicap - 1100m
 28 April 2024 - 13:55



Track Rating: Soft 5, Weather: Fine, Rail Position: +2.5m

Section	Overall	1000m	800m	600m	400m	200m
Section Times	1:02.58 [1] (0:07.36)	0:55.22 [6] (0:11.16)	0:44.06 [7] (0:11.14)	0:32.92 [7] (0:10.70)	0:22.22 [7] (0:10.88)	0:11.34 [6] (0:11.34)
Average Speed [km/h]	48.9	65.0	66.3	67.5	66.2	63.6
Top Speed [km/h]	61.3	67.3	68.0	68.6	67.3	65.9
Avg. Dist. to Rail [m]	7.5	1.9	3.2	4.1	5.6	7.7
Avg. Stride Freq. [Hz]	2.3	2.3	2.3	2.3	2.3	2.2
Avg. Stride Length [m]	6.9	7.9	7.9	8.1	8.1	7.9



- [] Ranking at each section and finish
- .-.- No data available at this section
- NA No data available



Horse/Jockey Name	Doubting Eye
Final Rank	2
Fastest Section Time (Section)	0:07.48 (Overall)
Top Speed [km/h] (Section)	68.0 (600m)
Race State	Finished

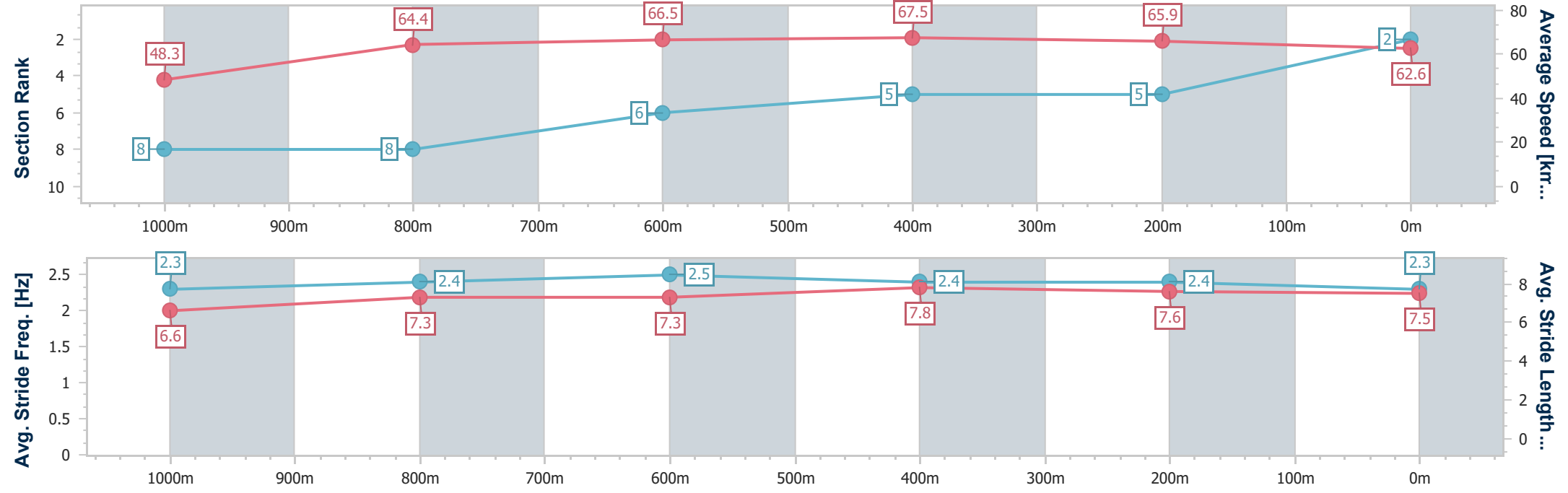


Rockhampton QLD Professional
 Race 3: KNIGHT FRANK AGRIBUSINESS QTIS Three-Year-Old
 Handicap - 1100m
 28 April 2024 - 13:55



Track Rating: Soft 5, Weather: Fine, Rail Position: +2.5m

Section	Overall	1000m	800m	600m	400m	200m
Section Times	1:02.72 [2] (0:07.48)	0:55.24 [8] (0:11.17)	0:44.07 [8] (0:10.96)	0:33.11 [6] (0:10.68)	0:22.43 [5] (0:10.94)	0:11.49 [5] (0:11.49)
Average Speed [km/h]	48.3	64.4	66.5	67.5	65.9	62.6
Top Speed [km/h]	61.2	66.0	67.8	68.0	67.2	66.5
Avg. Dist. to Rail [m]	6.6	0.8	1.6	2.0	0.9	2.7
Avg. Stride Freq. [Hz]	2.3	2.4	2.5	2.4	2.4	2.3
Avg. Stride Length [m]	6.6	7.3	7.3	7.8	7.6	7.5



- [] Ranking at each section and finish
- .-.- No data available at this section
- NA No data available



Horse/Jockey Name	Hell
Final Rank	3
Fastest Section Time (Section)	0:07.07 (Overall)
Top Speed [km/h] (Section)	68.6 (1000m)
Race State	Finished

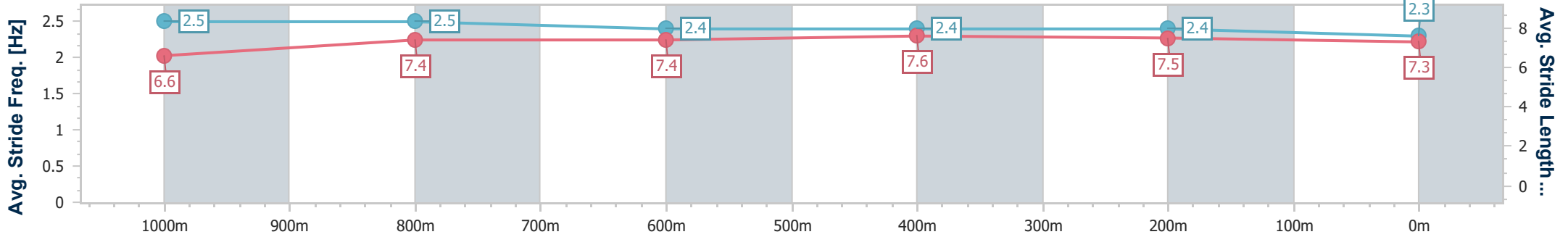
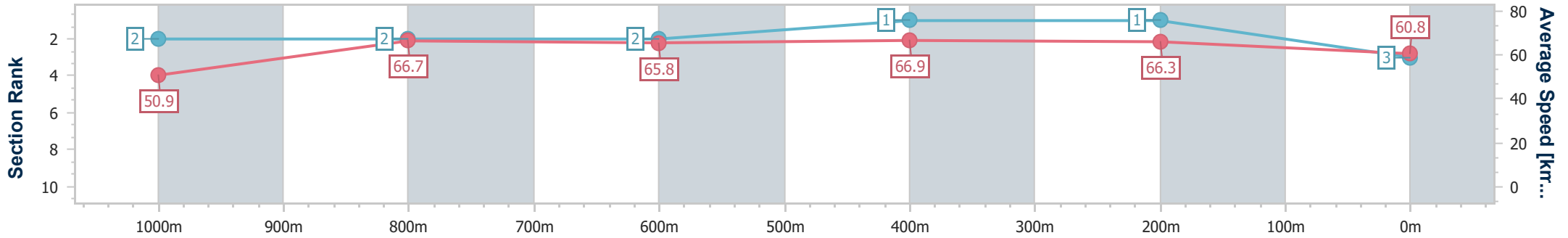


Rockhampton QLD Professional
 Race 3: KNIGHT FRANK AGRIBUSINESS QTIS Three-Year-Old Handicap - 1100m
 28 April 2024 - 13:55



Track Rating: Soft 5, Weather: Fine, Rail Position: +2.5m

Section	Overall	1000m	800m	600m	400m	200m
Section Times	1:02.73 [3] (0:07.07)	0:55.66 [2] (0:10.88)	0:44.78 [2] (0:11.29)	0:33.49 [2] (0:10.79)	0:22.70 [1] (0:10.86)	0:11.84 [1] (0:11.84)
Average Speed [km/h]	50.9	66.7	65.8	66.9	66.3	60.8
Top Speed [km/h]	65.7	68.6	66.6	68.1	67.1	65.6
Avg. Dist. to Rail [m]	5.0	1.7	3.6	3.7	2.2	3.2
Avg. Stride Freq. [Hz]	2.5	2.5	2.4	2.4	2.4	2.3
Avg. Stride Length [m]	6.6	7.4	7.4	7.6	7.5	7.3



- [] Ranking at each section and finish
- .-.- No data available at this section
- NA No data available



Horse/Jockey Name	Spirit Of Brodie
Final Rank	4
Fastest Section Time (Section)	0:07.30 (Overall)
Top Speed [km/h] (Section)	68.5 (800m)
Race State	Finished

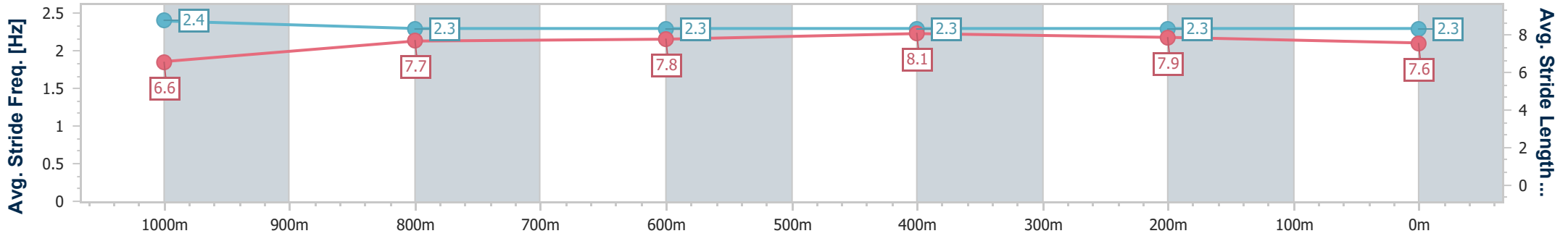
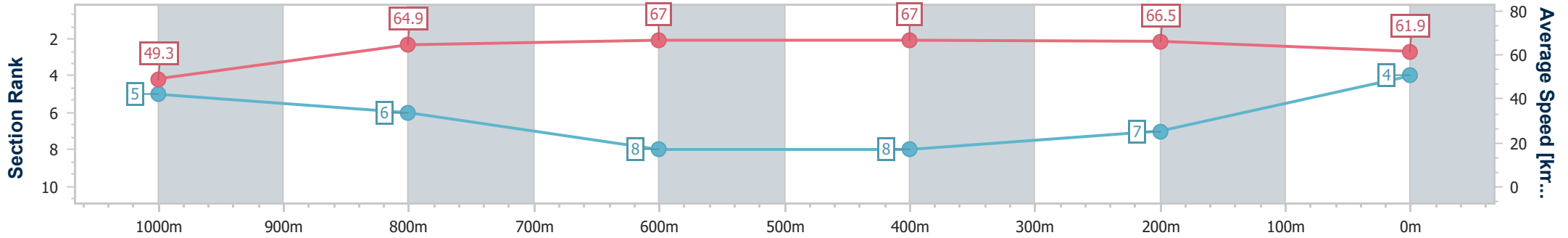


Rockhampton QLD Professional
 Race 3: KNIGHT FRANK AGRIBUSINESS QTIS Three-Year-Old
 Handicap - 1100m
 28 April 2024 - 13:55



Track Rating: Soft 5, Weather: Fine, Rail Position: +2.5m

Section	Overall	1000m	800m	600m	400m	200m
Section Times	1:02.91 [4] (0:07.30)	0:55.61 [5] (0:11.20)	0:44.41 [6] (0:11.20)	0:33.21 [8] (0:10.77)	0:22.44 [8] (0:10.82)	0:11.62 [7] (0:11.62)
Average Speed [km/h]	49.3	64.9	67.0	67.0	66.5	61.9
Top Speed [km/h]	62.1	68.4	68.5	68.3	68.3	65.3
Avg. Dist. to Rail [m]	6.0	1.7	5.0	6.3	7.1	8.3
Avg. Stride Freq. [Hz]	2.4	2.3	2.3	2.3	2.3	2.3
Avg. Stride Length [m]	6.6	7.7	7.8	8.1	7.9	7.6



- [] Ranking at each section and finish
- .-.- No data available at this section
- NA No data available



Horse/Jockey Name	Desert Koby
Final Rank	5
Fastest Section Time (Section)	0:06.96 (Overall)
Top Speed [km/h] (Section)	69.1 (1000m)
Race State	Finished

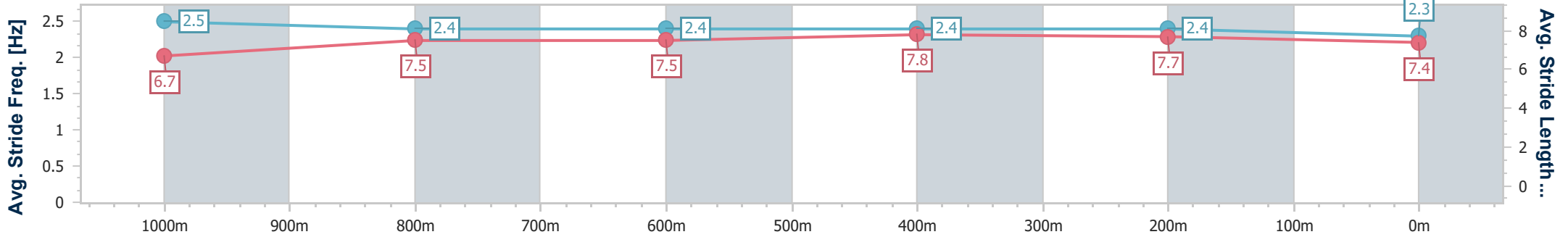
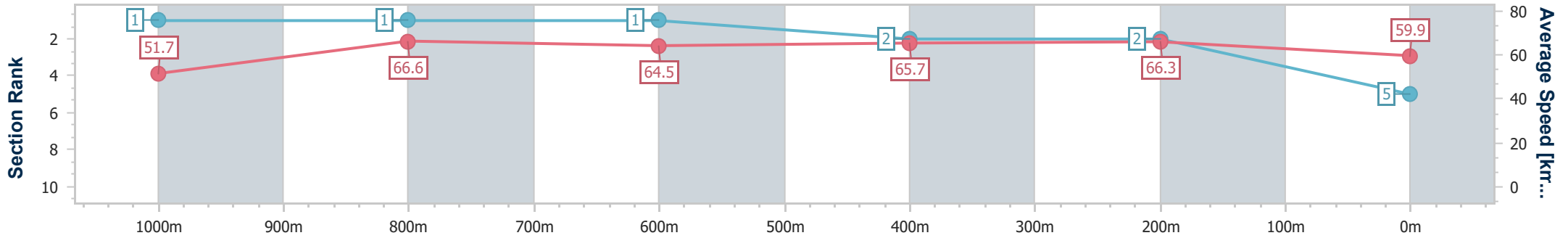


Rockhampton QLD Professional
 Race 3: KNIGHT FRANK AGRIBUSINESS QTIS Three-Year-Old Handicap - 1100m
 28 April 2024 - 13:55



Track Rating: Soft 5, Weather: Fine, Rail Position: +2.5m

Section	Overall	1000m	800m	600m	400m	200m
Section Times	1:02.99 [5] (0:06.96)	0:56.03 [1] (0:10.76)	0:45.27 [1] (0:11.39)	0:33.88 [1] (0:11.00)	0:22.88 [2] (0:10.86)	0:12.02 [2] (0:12.02)
Average Speed [km/h]	51.7	66.6	64.5	65.7	66.3	59.9
Top Speed [km/h]	65.8	69.1	66.0	66.8	68.2	64.3
Avg. Dist. to Rail [m]	8.9	1.6	2.6	3.0	1.6	0.7
Avg. Stride Freq. [Hz]	2.5	2.4	2.4	2.4	2.4	2.3
Avg. Stride Length [m]	6.7	7.5	7.5	7.8	7.7	7.4



- [] Ranking at each section and finish
- .-.- No data available at this section
- NA No data available



Horse/Jockey Name	Sunshine Highway
Final Rank	6
Fastest Section Time (Section)	0:07.63 (Overall)
Top Speed [km/h] (Section)	68.6 (600m)
Race State	Finished

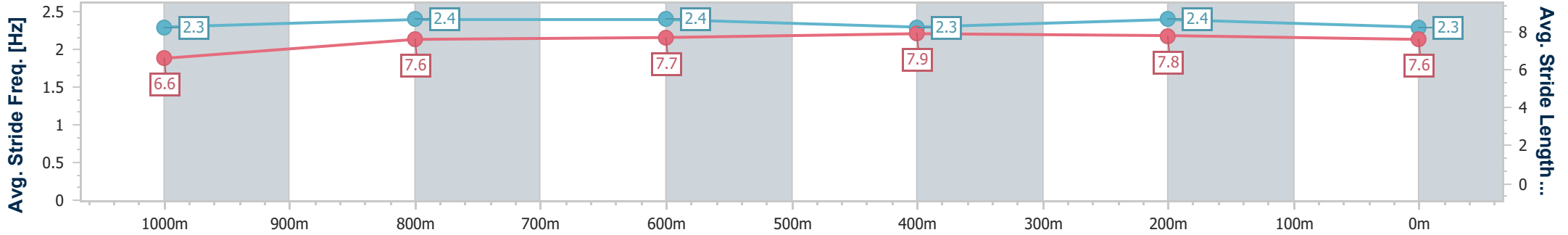
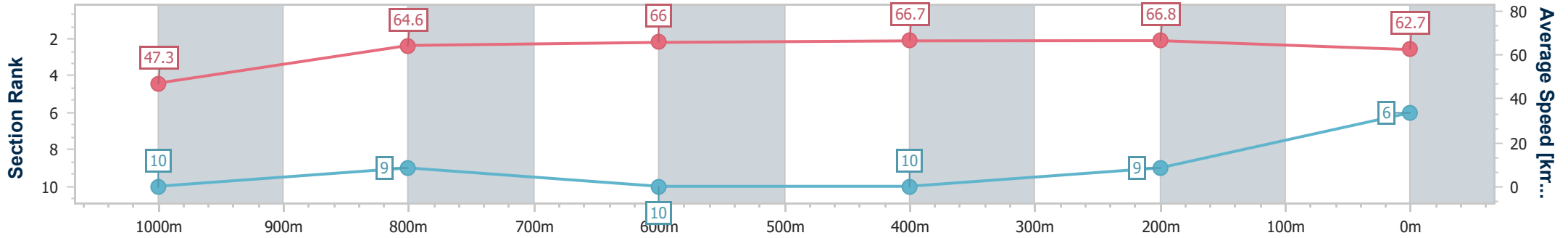


Rockhampton QLD Professional
 Race 3: KNIGHT FRANK AGRIBUSINESS QTIS Three-Year-Old
 Handicap - 1100m
 28 April 2024 - 13:55



Track Rating: Soft 5, Weather: Fine, Rail Position: +2.5m

Section	Overall	1000m	800m	600m	400m	200m
Section Times	1:02.99 [6] (0:07.63)	0:55.36 [10] (0:11.17)	0:44.19 [9] (0:11.11)	0:33.08 [10] (0:10.82)	0:22.26 [10] (0:10.78)	0:11.48 [9] (0:11.48)
Average Speed [km/h]	47.3	64.6	66.0	66.7	66.8	62.7
Top Speed [km/h]	60.5	67.5	67.0	68.6	68.4	65.6
Avg. Dist. to Rail [m]	9.7	1.1	2.1	3.4	3.2	3.9
Avg. Stride Freq. [Hz]	2.3	2.4	2.4	2.3	2.4	2.3
Avg. Stride Length [m]	6.6	7.6	7.7	7.9	7.8	7.6



- [] Ranking at each section and finish
- .-.- No data available at this section
- NA No data available



Horse/Jockey Name	Bold Comic
Final Rank	7
Fastest Section Time (Section)	0:07.28 (Overall)
Top Speed [km/h] (Section)	67.7 (600m)
Race State	Finished

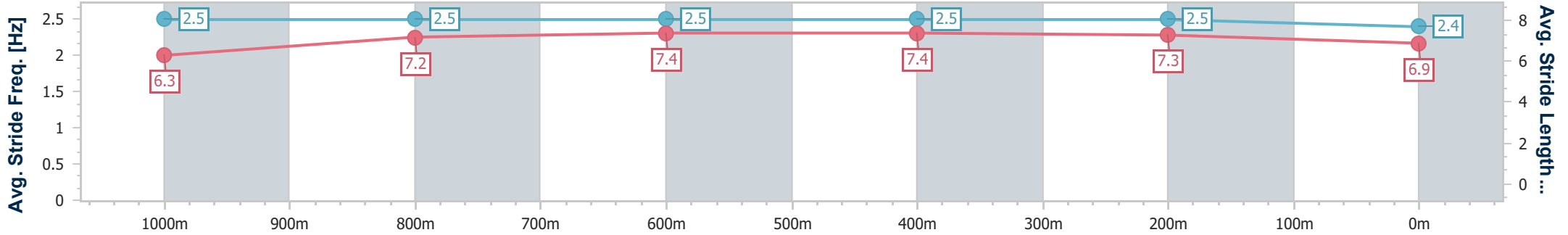
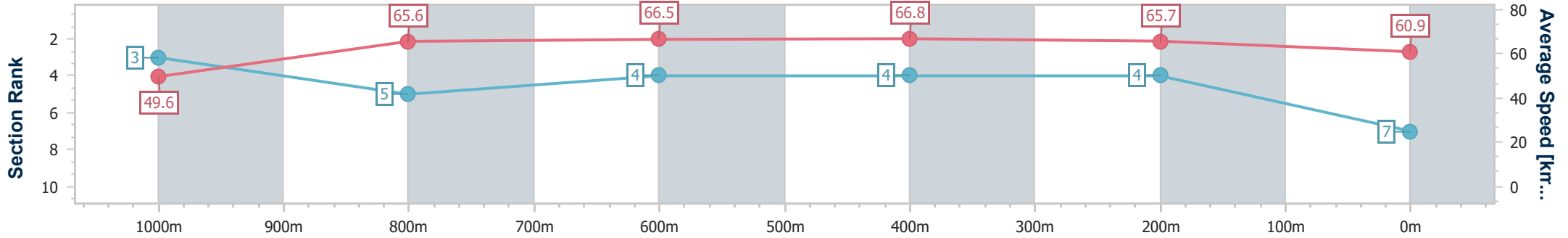


Rockhampton QLD Professional
 Race 3: KNIGHT FRANK AGRIBUSINESS QTIS Three-Year-Old
 Handicap - 1100m
 28 April 2024 - 13:55



Track Rating: Soft 5, Weather: Fine, Rail Position: +2.5m

Section	Overall	1000m	800m	600m	400m	200m
Section Times	1:03.01 [7] (0:07.28)	0:55.73 [3] (0:11.02)	0:44.71 [5] (0:11.13)	0:33.58 [4] (0:10.79)	0:22.79 [4] (0:10.97)	0:11.82 [4] (0:11.82)
Average Speed [km/h]	49.6	65.6	66.5	66.8	65.7	60.9
Top Speed [km/h]	63.9	66.4	67.1	67.7	67.1	64.8
Avg. Dist. to Rail [m]	5.7	1.3	3.2	4.2	4.1	7.0
Avg. Stride Freq. [Hz]	2.5	2.5	2.5	2.5	2.5	2.4
Avg. Stride Length [m]	6.3	7.2	7.4	7.4	7.3	6.9



- [] Ranking at each section and finish
- .-.- No data available at this section
- NA No data available



Horse/Jockey Name	Acres Away
Final Rank	8
Fastest Section Time (Section)	0:07.29 (Overall)
Top Speed [km/h] (Section)	68.1 (600m)
Race State	Finished

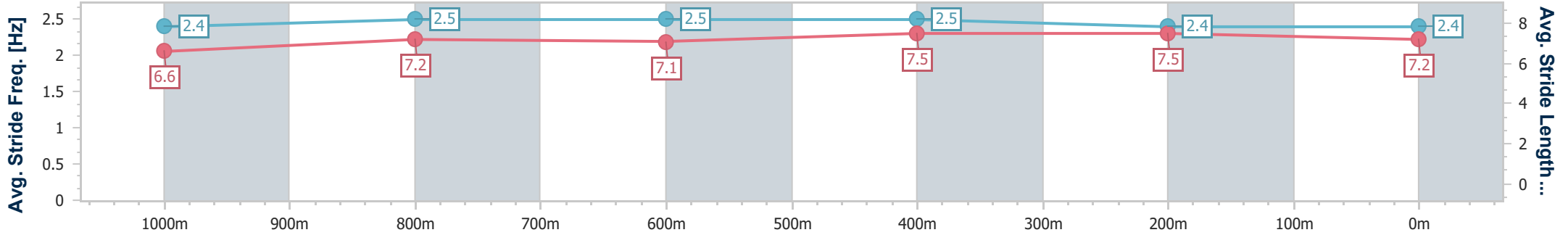
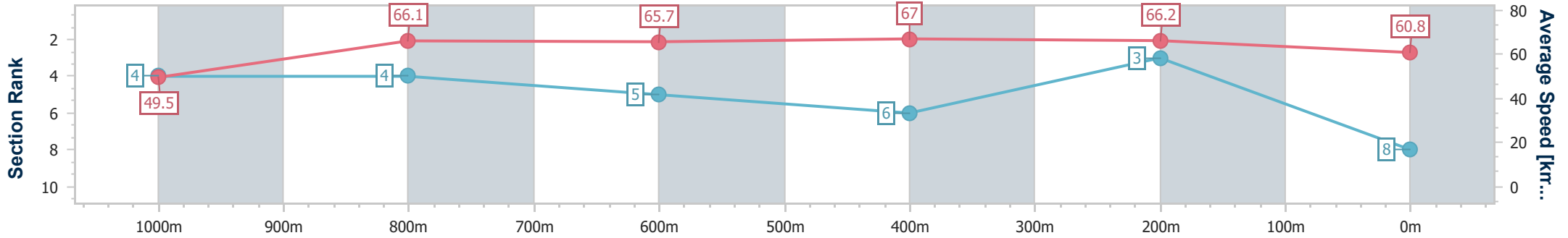


Rockhampton QLD Professional
 Race 3: KNIGHT FRANK AGRIBUSINESS QTIS Three-Year-Old
 Handicap - 1100m
 28 April 2024 - 13:55



Track Rating: Soft 5, Weather: Fine, Rail Position: +2.5m

Section	Overall	1000m	800m	600m	400m	200m
Section Times	1:03.02 [8] (0:07.29)	0:55.73 [4] (0:10.93)	0:44.80 [4] (0:11.34)	0:33.46 [5] (0:10.76)	0:22.70 [6] (0:10.85)	0:11.85 [3] (0:11.85)
Average Speed [km/h]	49.5	66.1	65.7	67.0	66.2	60.8
Top Speed [km/h]	63.9	67.7	67.8	68.1	68.0	64.7
Avg. Dist. to Rail [m]	2.5	1.0	4.0	3.6	3.9	5.3
Avg. Stride Freq. [Hz]	2.4	2.5	2.5	2.5	2.4	2.4
Avg. Stride Length [m]	6.6	7.2	7.1	7.5	7.5	7.2



- [] Ranking at each section and finish
- .-.- No data available at this section
- NA No data available



Horse/Jockey Name	Mishani Gangster
Final Rank	9
Fastest Section Time (Section)	0:07.55 (Overall)
Top Speed [km/h] (Section)	68.7 (800m)
Race State	Finished

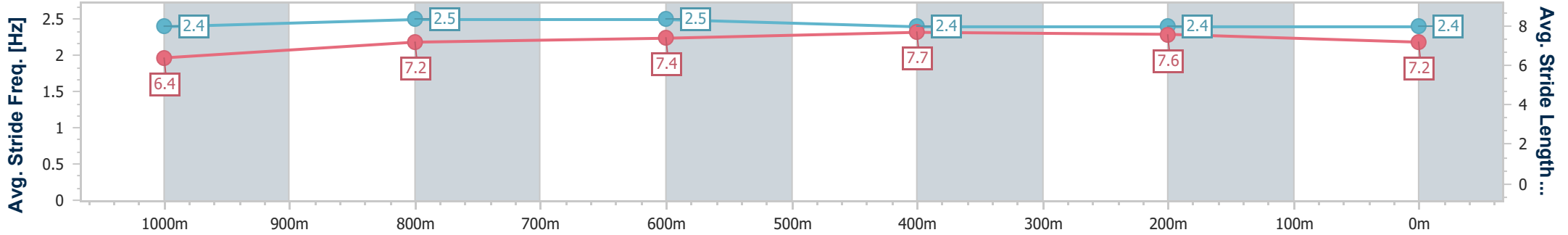
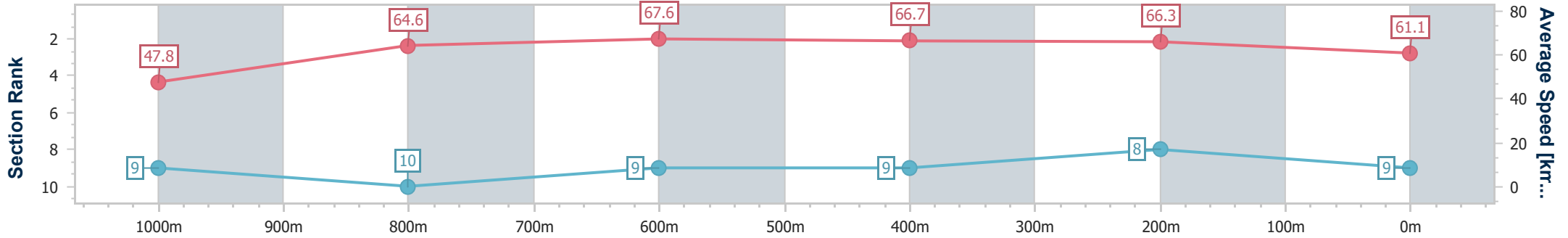


Rockhampton QLD Professional
 Race 3: KNIGHT FRANK AGRIBUSINESS QTIS Three-Year-Old
 Handicap - 1100m
 28 April 2024 - 13:55



Track Rating: Soft 5, Weather: Fine, Rail Position: +2.5m

Section	Overall	1000m	800m	600m	400m	200m
Section Times	1:03.29 [9] (0:07.55)	0:55.74 [9] (0:11.31)	0:44.43 [10] (0:10.94)	0:33.49 [9] (0:10.83)	0:22.66 [9] (0:10.86)	0:11.80 [8] (0:11.80)
Average Speed [km/h]	47.8	64.6	67.6	66.7	66.3	61.1
Top Speed [km/h]	60.0	66.8	68.7	67.7	67.0	64.4
Avg. Dist. to Rail [m]	13.6	3.5	3.3	4.6	5.6	7.5
Avg. Stride Freq. [Hz]	2.4	2.5	2.5	2.4	2.4	2.4
Avg. Stride Length [m]	6.4	7.2	7.4	7.7	7.6	7.2



- [] Ranking at each section and finish
- .-.- No data available at this section
- NA No data available



Horse/Jockey Name	Sunnycoast
Final Rank	10
Fastest Section Time (Section)	0:07.36 (Overall)
Top Speed [km/h] (Section)	69.0 (1000m)
Race State	Finished

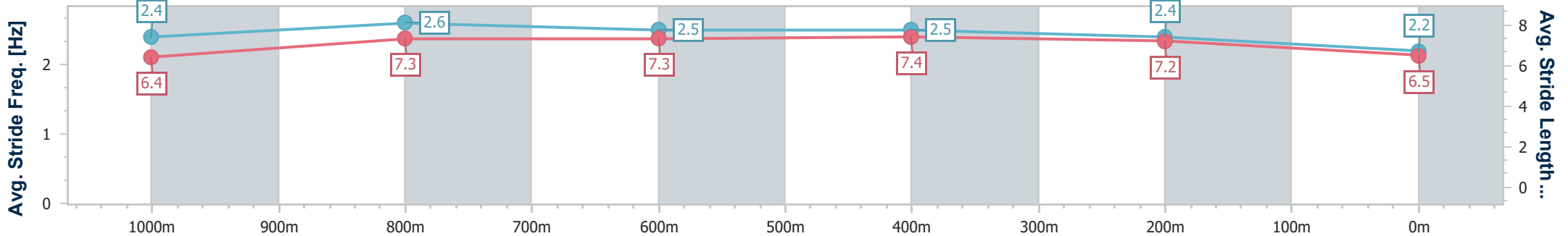
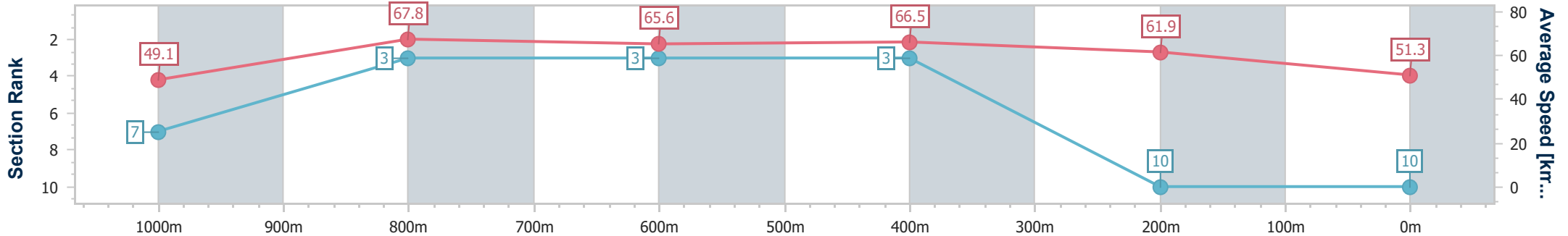


Rockhampton QLD Professional
 Race 3: KNIGHT FRANK AGRIBUSINESS QTIS Three-Year-Old Handicap - 1100m
 28 April 2024 - 13:55



Track Rating: Soft 5, Weather: Fine, Rail Position: +2.5m

Section	Overall	1000m	800m	600m	400m	200m
Section Times	1:05.89 [10] (0:07.36)	0:58.53 [7] (0:10.75)	0:47.78 [3] (0:11.23)	0:36.55 [3] (0:10.87)	0:25.68 [3] (0:11.62)	0:14.06 [10] (0:14.06)
Average Speed [km/h]	49.1	67.8	65.6	66.5	61.9	51.3
Top Speed [km/h]	64.9	69.0	67.1	66.9	65.4	58.1
Avg. Dist. to Rail [m]	11.5	3.3	2.9	4.5	5.2	7.6
Avg. Stride Freq. [Hz]	2.4	2.6	2.5	2.5	2.4	2.2
Avg. Stride Length [m]	6.4	7.3	7.3	7.4	7.2	6.5



- [] Ranking at each section and finish
- .-.- No data available at this section
- NA No data available