



Rockhampton QLD Professional

Race 5: REO HEAVY EQUIPMENT REPAIRS RATINGS BAND 0 - 55

Handicap - 1050m

28 April 2024 - 15:07



Track Rating: Good 4, Weather: Fine, Rail Position: +2.5m

Section		Overall	1000m	800m	600m	400m	200m	Last 600m					
Field Times		1:00.38 (0:04.48)	0:55.90 (0:11.13)	0:44.77 (0:11.13)	0:33.64 (0:10.70)	0:22.94 (0:11.15)	0:11.79 (0:11.79)	0:33.64					
Rank	TAB Horse/Jockey	Barrier	Top Speed [km/h]	Fastest Section							Margin	Distance Travelled [m]	
1	7 STREET GOD Emily Lang	2	67.9 600m	0:04.68 Overall	1:00.38 [1] (0:04.68)	0:55.70 [7] (0:11.34)	0:44.36 [6] (0:11.08)	0:33.28 [4] (0:10.71)	0:22.57 [3] (0:10.79)	0:11.78 [2] (0:11.78)	1:00.38	0:33.28	
2	1 FIGHT IN THE DOG Tasha Chambers	7	69.6 800m	0:04.76 Overall	1:00.83 [2] (0:04.76)	0:56.07 [9] (0:11.67)	0:44.40 [12] (0:11.19)	0:33.21 [11] (0:10.75)	0:22.46 [11] (0:10.95)	0:11.51 [9] (0:11.51)	2.65L	0:33.21	+4
3	6 SEIRYU Kyle Wilson-Taylor	16	69.7 600m	0:04.94 Overall	1:00.98 [3] (0:04.94)	0:56.04 [11] (0:11.47)	0:44.57 [11] (0:11.31)	0:33.26 [12] (0:10.47)	0:22.79 [7] (0:10.83)	0:11.96 [4] (0:11.96)	3.52L	0:33.26	+9
4	3 PENMAN Justin Stanley	3	68.8 600m	0:04.53 Overall	1:01.07 [4] (0:04.53)	0:56.54 [3] (0:11.09)	0:45.45 [2] (0:11.12)	0:34.33 [1] (0:10.70)	0:23.63 [1] (0:11.15)	0:12.48 [1] (0:12.48)	4.03L	0:34.33	+0
5	9 NOUVERRE FILLE Vlad Duric	10	68.5 600m	0:04.60 Overall	1:01.07 [5] (0:04.60)	0:56.47 [5] (0:11.41)	0:45.06 [5] (0:11.49)	0:33.57 [9] (0:10.82)	0:22.75 [10] (0:10.98)	0:11.77 [8] (0:11.77)	4.07L	0:33.57	+8
6	4 AFROGINASOCK Georgina Cartwright	4	69.8 600m	0:04.65 Overall	1:01.10 [6] (0:04.65)	0:56.45 [6] (0:11.61)	0:44.84 [9] (0:11.34)	0:33.50 [10] (0:10.79)	0:22.71 [12] (0:10.85)	0:11.86 [6] (0:11.86)	4.24L	0:33.50	+0
7	14 BALEXIA Brooke Johnson	8	68.4 1000m	0:04.48 Overall	1:01.13 [7] (0:04.48)	0:56.65 [1] (0:11.13)	0:45.52 [1] (0:11.40)	0:34.12 [2] (0:10.74)	0:23.38 [2] (0:11.13)	0:12.25 [3] (0:12.25)	4.4L	0:34.12	+8
8	10 TOY BLAZE Tahlia Fenlon	17	68.2 600m	0:04.57 Overall	1:01.33 [8] (0:04.57)	0:56.76 [4] (0:11.22)	0:45.54 [3] (0:11.36)	0:34.18 [5] (0:10.74)	0:23.44 [4] (0:11.14)	0:12.30 [5] (0:12.30)	5.61L	0:34.18	+8
9	12 GOLD REVOLUTION Andrew Mallyon	11	69.2 600m	0:04.73 Overall	1:01.84 [9] (0:04.73)	0:57.11 [8] (0:11.52)	0:45.59 [8] (0:11.23)	0:34.36 [7] (0:10.67)	0:23.69 [6] (0:11.11)	0:12.58 [7] (0:12.58)	8.57L	0:34.36	+9
10	5 REGALO D'ORO Adam Spinks	6	68.3 600m	0:04.77 Overall	1:01.84 [10] (0:04.77)	0:57.07 [10] (0:11.53)	0:45.54 [10] (0:11.19)	0:34.35 [8] (0:10.74)	0:23.61 [9] (0:11.16)	0:12.45 [11] (0:12.45)	8.62L	0:34.35	+7

Scratched: Miss Daurian (#16), Thunder Knob (#17), Mr Tangles (#2), Valentina Express (#13), Super Slick (#15)

[] Ranking at each section and finish
 -:-:- No data available at this section
 NA No data available
 SCN Saddle cloth number
 DNF Did not finish
 DNT Did not track



Rockhampton QLD Professional
Race 5: REO HEAVY EQUIPMENT REPAIRS RATINGS BAND 0 - 55
Handicap - 1050m
28 April 2024 - 15:07



Track Rating: Good 4, Weather: Fine, Rail Position: +2.5m

Section	Overall	1000m	800m	600m	400m	200m	Last 600m
Field Times	1:00.38 (0:04.48)	0:55.90 (0:11.13)	0:44.77 (0:11.13)	0:33.64 (0:10.70)	0:22.94 (0:11.15)	0:11.79 (0:11.79)	0:33.64

Rank	TAB	Horse/Jockey	Barrier	Top Speed [km/h]	Fastest Section	Overall	1000m	800m	600m	400m	200m	Margin	Distance Travelled [m]
11	8	BARRY'S GALAH Chris McIver	5	67.0 600m	0:04.49 Overall	1:02.07 [11] (0:04.49)	0:57.58 [2] (0:11.36)	0:46.22 [4] (0:11.25)	0:34.97 [3] (0:10.88)	0:24.09 [5] (0:11.38)	0:12.71 [10] (0:12.71)	9.94L	0:34.97 +3
12	11	ELESPRIT MISS Bailey Wheeler	12	67.5 600m	0:04.95 Overall	1:08.54 [12] (0:04.95)	1:03.59 [12] (0:11.24)	0:52.35 [7] (0:11.08)	0:41.27 [6] (0:10.93)	0:30.34 [8] (0:12.43)	0:17.91 [12] (0:17.91)	47.97L	0:41.27 +1

Scratched: Miss Daurian (#16), Thunder Knob (#17), Mr Tangles (#2), Valentina Express (#13), Super Slick (#15)



Horse/Jockey Name	Street God
Final Rank	1
Fastest Section Time (Section)	0:04.68 (Overall)
Top Speed [km/h] (Section)	67.9 (600m)
Race State	Finished



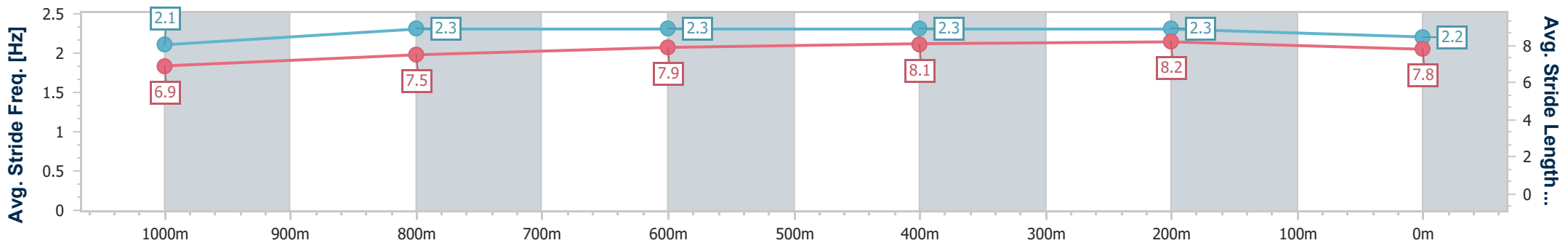
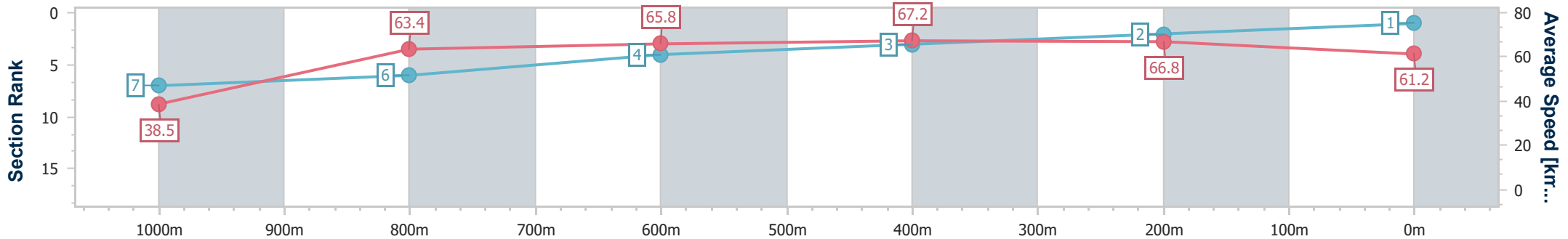
Rockhampton QLD Professional
 Race 5: REO HEAVY EQUIPMENT REPAIRS RATINGS BAND 0 -
 55 Handicap - 1050m

28 April 2024 - 15:07

Track Rating: Good 4, Weather: Fine, Rail Position: +2.5m



Section	Overall	1000m	800m	600m	400m	200m
Section Times	1:00.38 [1] (0:04.68)	0:55.70 [7] (0:11.34)	0:44.36 [6] (0:11.08)	0:33.28 [4] (0:10.71)	0:22.57 [3] (0:10.79)	0:11.78 [2] (0:11.78)
Average Speed [km/h]	38.5	63.4	65.8	67.2	66.8	61.2
Top Speed [km/h]	54.1	65.7	66.6	67.9	67.8	65.6
Avg. Dist. to Rail [m]	0.7	0.5	1.5	2.0	1.3	1.5
Avg. Stride Freq. [Hz]	2.1	2.3	2.3	2.3	2.3	2.2
Avg. Stride Length [m]	6.9	7.5	7.9	8.1	8.2	7.8



- [] Ranking at each section and finish
- .-.- No data available at this section
- NA No data available



Horse/Jockey Name	Fight In The Dog
Final Rank	2
Fastest Section Time (Section)	0:04.76 (Overall)
Top Speed [km/h] (Section)	69.6 (800m)
Race State	Finished



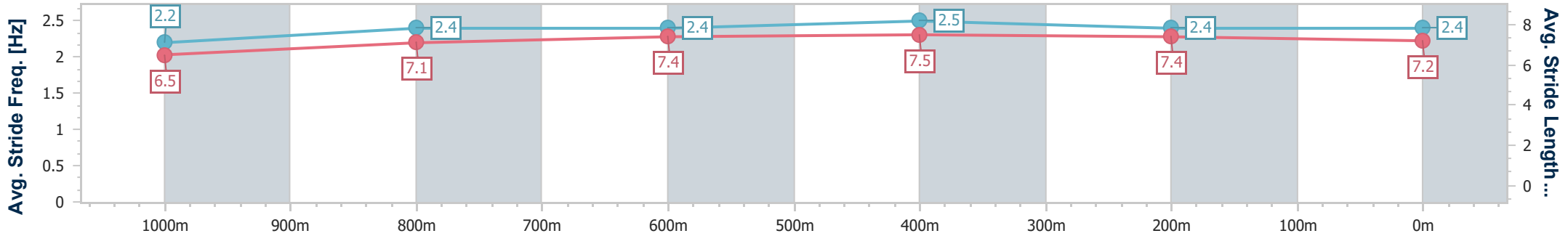
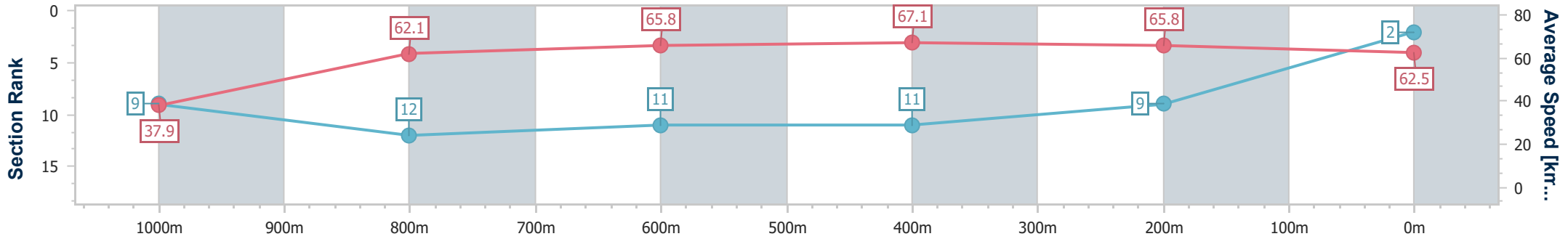
Rockhampton QLD Professional
 Race 5: REO HEAVY EQUIPMENT REPAIRS RATINGS BAND 0 -
 55 Handicap - 1050m

28 April 2024 - 15:07



Track Rating: Good 4, Weather: Fine, Rail Position: +2.5m

Section	Overall	1000m	800m	600m	400m	200m
Section Times	1:00.83 [2] (0:04.76)	0:56.07 [9] (0:11.67)	0:44.40 [12] (0:11.19)	0:33.21 [11] (0:10.75)	0:22.46 [11] (0:10.95)	0:11.51 [9] (0:11.51)
Average Speed [km/h]	37.9	62.1	65.8	67.1	65.8	62.5
Top Speed [km/h]	52.1	66.0	69.6	68.6	66.9	66.8
Avg. Dist. to Rail [m]	5.3	1.9	2.8	4.0	3.6	3.0
Avg. Stride Freq. [Hz]	2.2	2.4	2.4	2.5	2.4	2.4
Avg. Stride Length [m]	6.5	7.1	7.4	7.5	7.4	7.2



- [] Ranking at each section and finish
- .-.- No data available at this section
- NA No data available



Horse/Jockey Name	Seiryu
Final Rank	3
Fastest Section Time (Section)	0:04.94 (Overall)
Top Speed [km/h] (Section)	69.7 (600m)
Race State	Finished

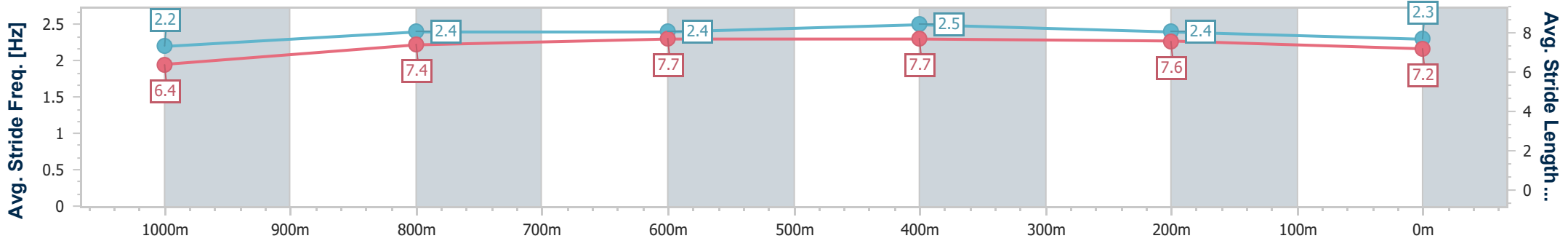
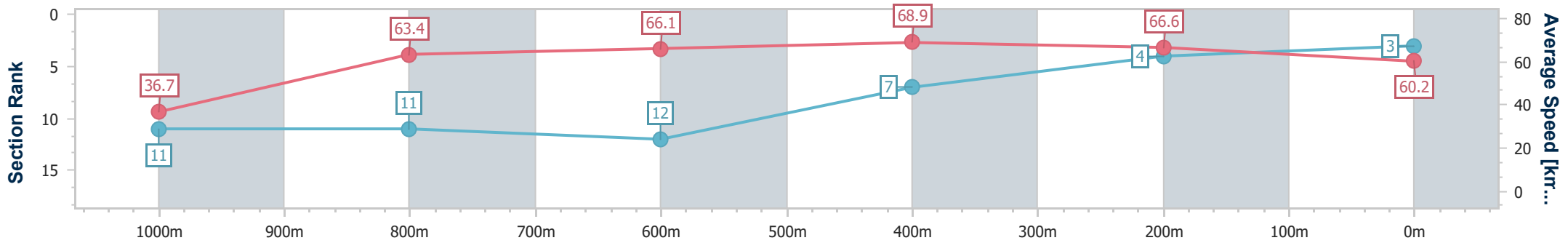


Rockhampton QLD Professional
 Race 5: REO HEAVY EQUIPMENT REPAIRS RATINGS BAND 0 -
 55 Handicap - 1050m
 28 April 2024 - 15:07



Track Rating: Good 4, Weather: Fine, Rail Position: +2.5m

Section	Overall	1000m	800m	600m	400m	200m
Section Times	1:00.98 [3] (0:04.94)	0:56.04 [11] (0:11.47)	0:44.57 [11] (0:11.31)	0:33.26 [12] (0:10.47)	0:22.79 [7] (0:10.83)	0:11.96 [4]
Average Speed [km/h]	36.7	63.4	66.1	68.9	66.6	60.2
Top Speed [km/h]	53.8	65.5	66.9	69.7	68.8	64.1
Avg. Dist. to Rail [m]	10.1	3.1	4.5	7.3	9.8	9.7
Avg. Stride Freq. [Hz]	2.2	2.4	2.4	2.5	2.4	2.3
Avg. Stride Length [m]	6.4	7.4	7.7	7.7	7.6	7.2



- [] Ranking at each section and finish
- .-.- No data available at this section
- NA No data available



Horse/Jockey Name	Penman
Final Rank	4
Fastest Section Time (Section)	0:04.53 (Overall)
Top Speed [km/h] (Section)	68.8 (600m)
Race State	Finished



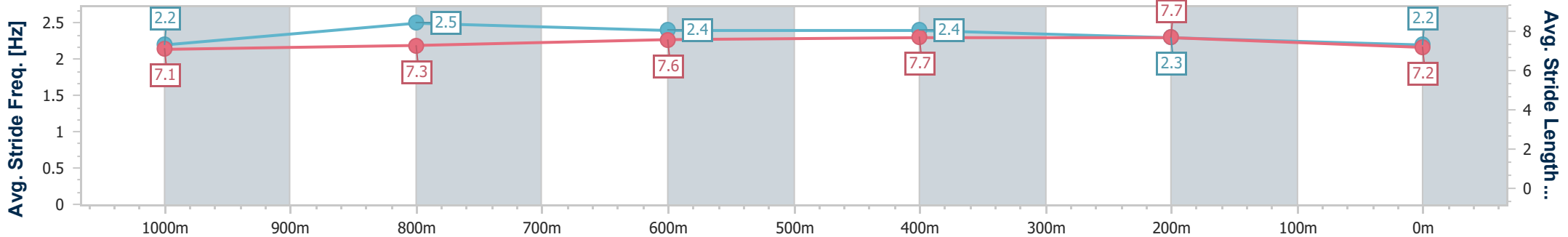
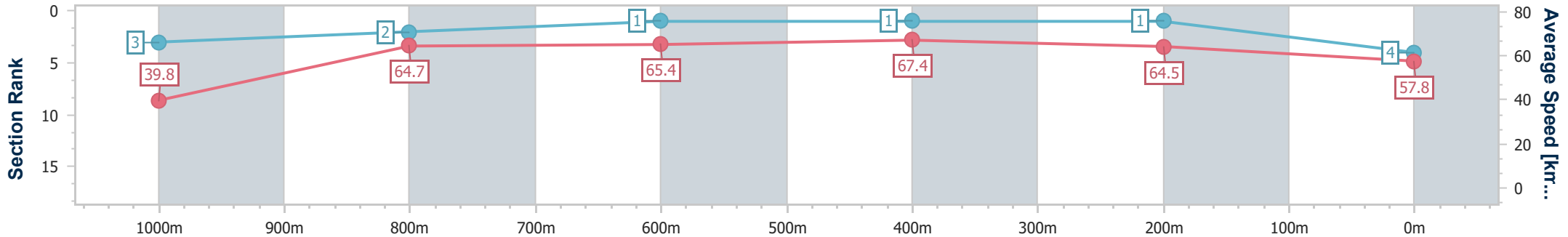
Rockhampton QLD Professional
 Race 5: REO HEAVY EQUIPMENT REPAIRS RATINGS BAND 0 -
 55 Handicap - 1050m

28 April 2024 - 15:07

Track Rating: Good 4, Weather: Fine, Rail Position: +2.5m



Section	Overall	1000m	800m	600m	400m	200m
Section Times	1:01.07 [4] (0:04.53)	0:56.54 [3] (0:11.09)	0:45.45 [2] (0:11.12)	0:34.33 [1] (0:10.70)	0:23.63 [1] (0:11.15)	0:12.48 [1] (0:12.48)
Average Speed [km/h]	39.8	64.7	65.4	67.4	64.5	57.8
Top Speed [km/h]	56.8	66.8	66.3	68.8	66.9	62.3
Avg. Dist. to Rail [m]	1.7	0.5	1.2	1.9	2.9	4.7
Avg. Stride Freq. [Hz]	2.2	2.5	2.4	2.4	2.3	2.2
Avg. Stride Length [m]	7.1	7.3	7.6	7.7	7.7	7.2



- [] Ranking at each section and finish
- .-.- No data available at this section
- NA No data available



Horse/Jockey Name	Nouverre Fille
Final Rank	5
Fastest Section Time (Section)	0:04.60 (Overall)
Top Speed [km/h] (Section)	68.5 (600m)
Race State	Finished



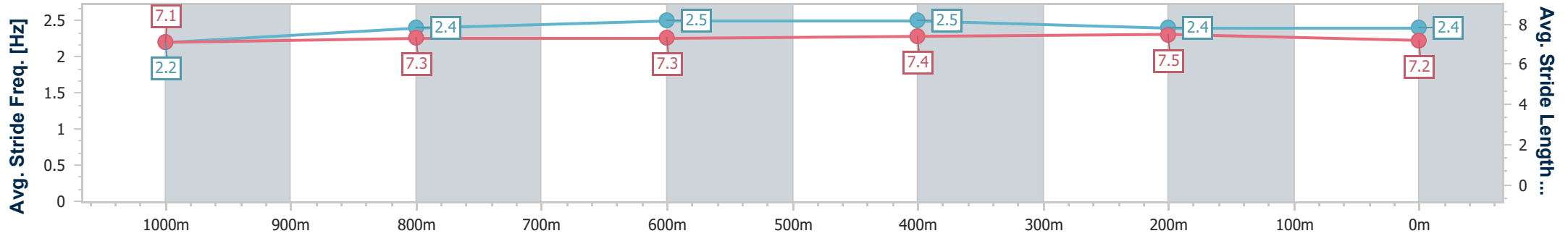
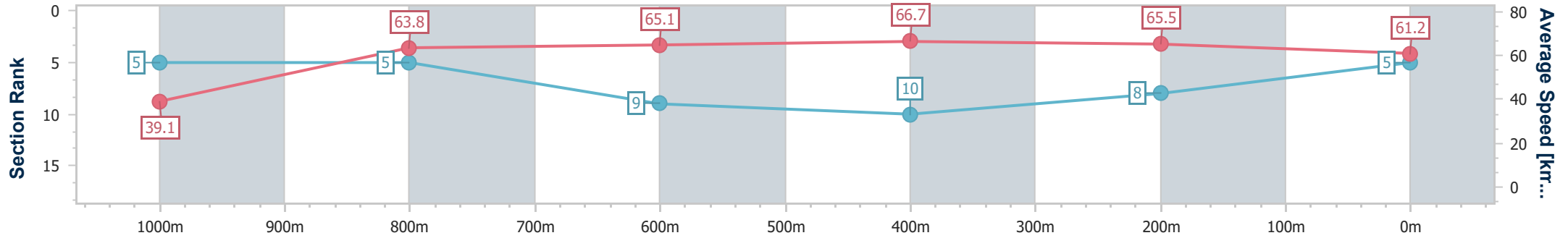
Rockhampton QLD Professional
 Race 5: REO HEAVY EQUIPMENT REPAIRS RATINGS BAND 0 -
 55 Handicap - 1050m

28 April 2024 - 15:07

Track Rating: Good 4, Weather: Fine, Rail Position: +2.5m



Section	Overall	1000m	800m	600m	400m	200m
Section Times	1:01.07 [5] (0:04.60)	0:56.47 [5] (0:11.41)	0:45.06 [5] (0:11.49)	0:33.57 [9] (0:10.82)	0:22.75 [10] (0:10.98)	0:11.77 [8] (0:11.77)
Average Speed [km/h]	39.1	63.8	65.1	66.7	65.5	61.2
Top Speed [km/h]	56.3	66.1	66.5	68.5	66.8	65.2
Avg. Dist. to Rail [m]	7.7	2.6	4.5	3.8	3.5	3.9
Avg. Stride Freq. [Hz]	2.2	2.4	2.5	2.5	2.4	2.4
Avg. Stride Length [m]	7.1	7.3	7.3	7.4	7.5	7.2



- [] Ranking at each section and finish
- .-.- No data available at this section
- NA No data available



Horse/Jockey Name	Afroginasock
Final Rank	6
Fastest Section Time (Section)	0:04.65 (Overall)
Top Speed [km/h] (Section)	69.8 (600m)
Race State	Finished



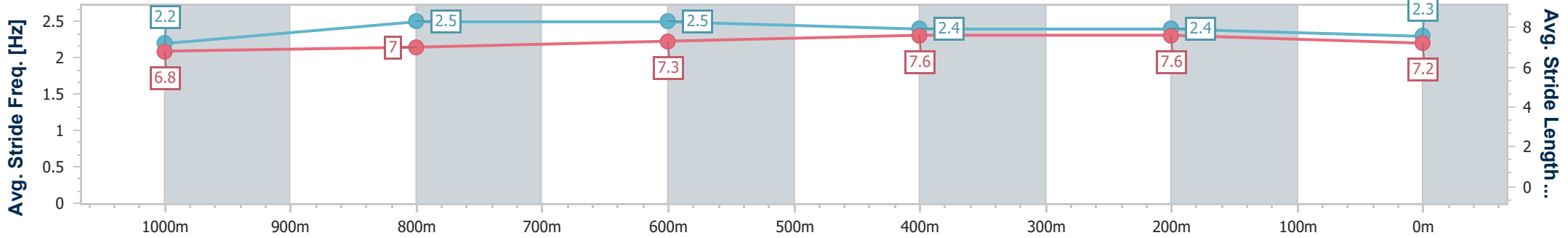
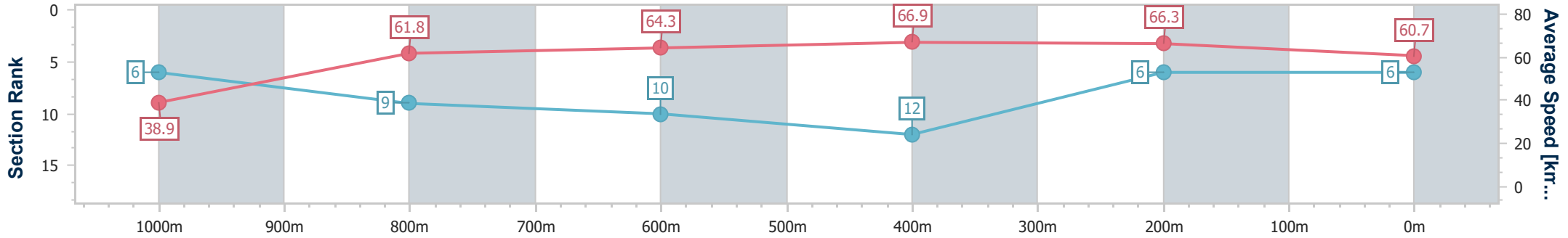
Rockhampton QLD Professional
 Race 5: REO HEAVY EQUIPMENT REPAIRS RATINGS BAND 0 -
 55 Handicap - 1050m

28 April 2024 - 15:07

Track Rating: Good 4, Weather: Fine, Rail Position: +2.5m



Section	Overall	1000m	800m	600m	400m	200m
Section Times	1:01.10 [6] (0:04.65)	0:56.45 [6] (0:11.61)	0:44.84 [9] (0:11.34)	0:33.50 [10] (0:10.79)	0:22.71 [12] (0:10.85)	0:11.86 [6] (0:11.86)
Average Speed [km/h]	38.9	61.8	64.3	66.9	66.3	60.7
Top Speed [km/h]	54.7	64.2	65.1	69.8	67.9	65.1
Avg. Dist. to Rail [m]	2.4	0.5	1.4	3.3	4.2	5.4
Avg. Stride Freq. [Hz]	2.2	2.5	2.5	2.4	2.4	2.3
Avg. Stride Length [m]	6.8	7.0	7.3	7.6	7.6	7.2



- [] Ranking at each section and finish
- .-.- No data available at this section
- NA No data available



Horse/Jockey Name	Balexia
Final Rank	7
Fastest Section Time (Section)	0:04.48 (Overall)
Top Speed [km/h] (Section)	68.4 (1000m)
Race State	Finished



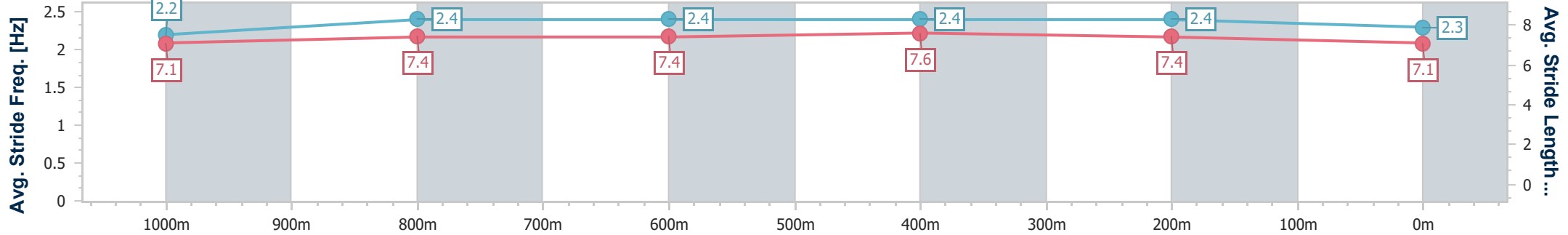
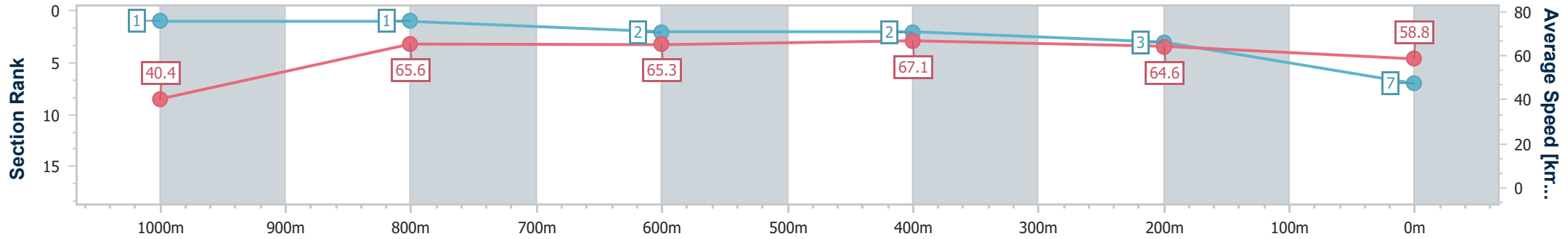
Rockhampton QLD Professional
 Race 5: REO HEAVY EQUIPMENT REPAIRS RATINGS BAND 0 -
 55 Handicap - 1050m

28 April 2024 - 15:07



Track Rating: Good 4, Weather: Fine, Rail Position: +2.5m

Section	Overall	1000m	800m	600m	400m	200m
Section Times	1:01.13 [7] (0:04.48)	0:56.65 [1] (0:11.13)	0:45.52 [1] (0:11.40)	0:34.12 [2] (0:10.74)	0:23.38 [2] (0:11.13)	0:12.25 [3] (0:12.25)
Average Speed [km/h]	40.4	65.6	65.3	67.1	64.6	58.8
Top Speed [km/h]	57.0	68.4	66.4	68.3	66.5	62.9
Avg. Dist. to Rail [m]	6.1	2.9	3.9	3.3	5.0	6.7
Avg. Stride Freq. [Hz]	2.2	2.4	2.4	2.4	2.4	2.3
Avg. Stride Length [m]	7.1	7.4	7.4	7.6	7.4	7.1



- [] Ranking at each section and finish
- .-.- No data available at this section
- NA No data available



Horse/Jockey Name	Toy Blaze
Final Rank	8
Fastest Section Time (Section)	0:04.57 (Overall)
Top Speed [km/h] (Section)	68.2 (600m)
Race State	Finished



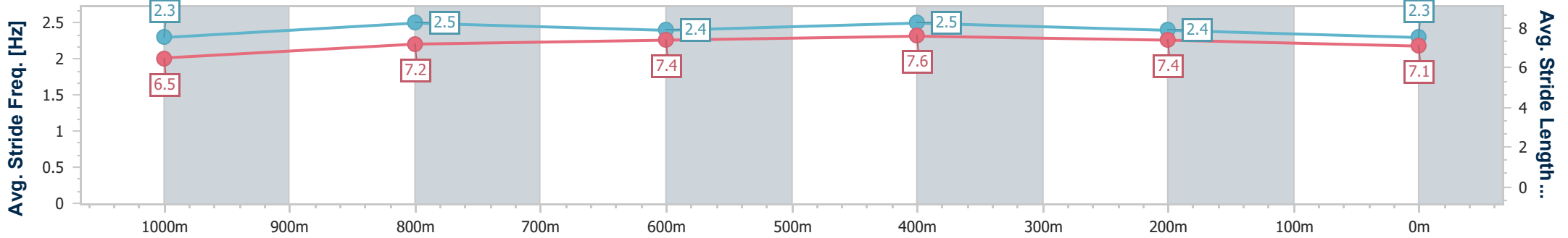
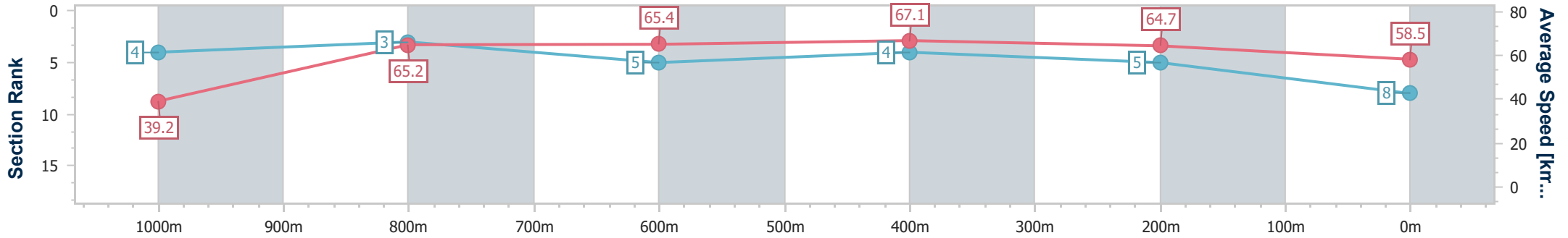
Rockhampton QLD Professional
 Race 5: REO HEAVY EQUIPMENT REPAIRS RATINGS BAND 0 -
 55 Handicap - 1050m

28 April 2024 - 15:07

Track Rating: Good 4, Weather: Fine, Rail Position: +2.5m



Section	Overall	1000m	800m	600m	400m	200m
Section Times	1:01.33 [8] (0:04.57)	0:56.76 [4] (0:11.22)	0:45.54 [3] (0:11.36)	0:34.18 [5] (0:10.74)	0:23.44 [4] (0:11.14)	0:12.30 [5]
Average Speed [km/h]	39.2	65.2	65.4	67.1	64.7	58.5
Top Speed [km/h]	56.7	67.8	67.3	68.2	66.9	62.2
Avg. Dist. to Rail [m]	11.6	4.4	3.7	3.6	5.6	7.7
Avg. Stride Freq. [Hz]	2.3	2.5	2.4	2.5	2.4	2.3
Avg. Stride Length [m]	6.5	7.2	7.4	7.6	7.4	7.1



- [] Ranking at each section and finish
- .-.- No data available at this section
- NA No data available



Horse/Jockey Name	Gold Revolution
Final Rank	9
Fastest Section Time (Section)	0:04.73 (Overall)
Top Speed [km/h] (Section)	69.2 (600m)
Race State	Finished



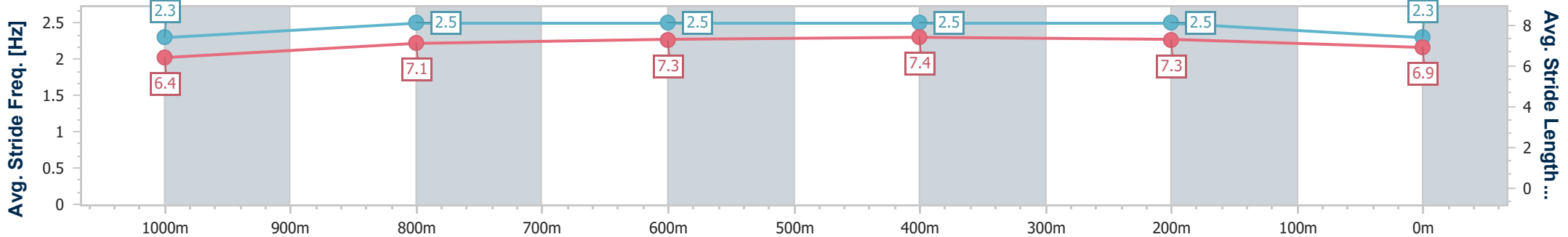
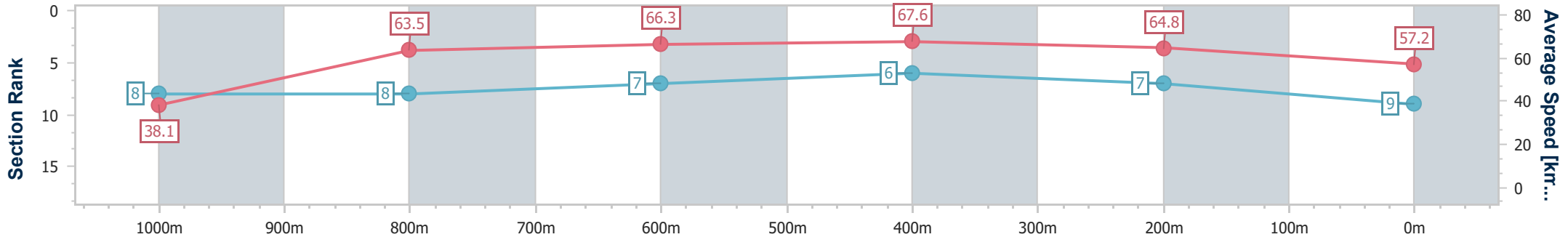
Rockhampton QLD Professional
 Race 5: REO HEAVY EQUIPMENT REPAIRS RATINGS BAND 0 -
 55 Handicap - 1050m

28 April 2024 - 15:07



Track Rating: Good 4, Weather: Fine, Rail Position: +2.5m

Section	Overall	1000m	800m	600m	400m	200m
Section Times	1:01.84 [9] (0:04.73)	0:57.11 [8] (0:11.52)	0:45.59 [8] (0:11.23)	0:34.36 [7] (0:10.67)	0:23.69 [6] (0:11.11)	0:12.58 [7] (0:12.58)
Average Speed [km/h]	38.1	63.5	66.3	67.6	64.8	57.2
Top Speed [km/h]	55.4	65.9	67.2	69.2	67.3	61.8
Avg. Dist. to Rail [m]	8.4	4.1	4.0	5.6	7.1	9.6
Avg. Stride Freq. [Hz]	2.3	2.5	2.5	2.5	2.5	2.3
Avg. Stride Length [m]	6.4	7.1	7.3	7.4	7.3	6.9



- [] Ranking at each section and finish
- .-.- No data available at this section
- NA No data available



Horse/Jockey Name	Regalo D'oro
Final Rank	10
Fastest Section Time (Section)	0:04.77 (Overall)
Top Speed [km/h] (Section)	68.3 (600m)
Race State	Finished



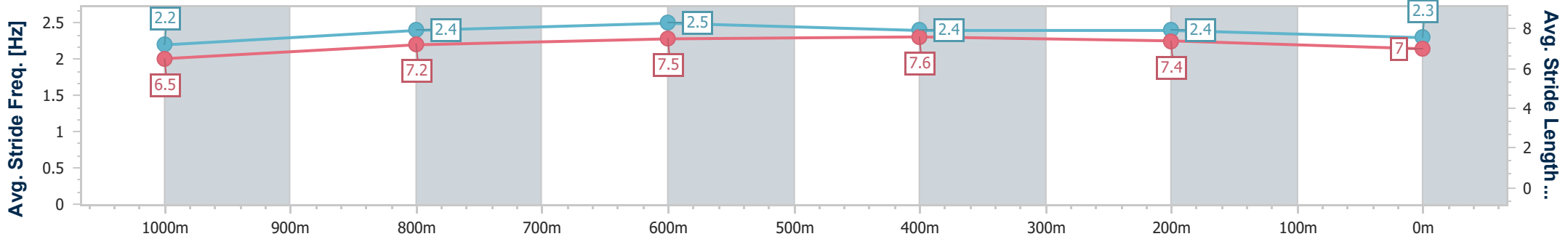
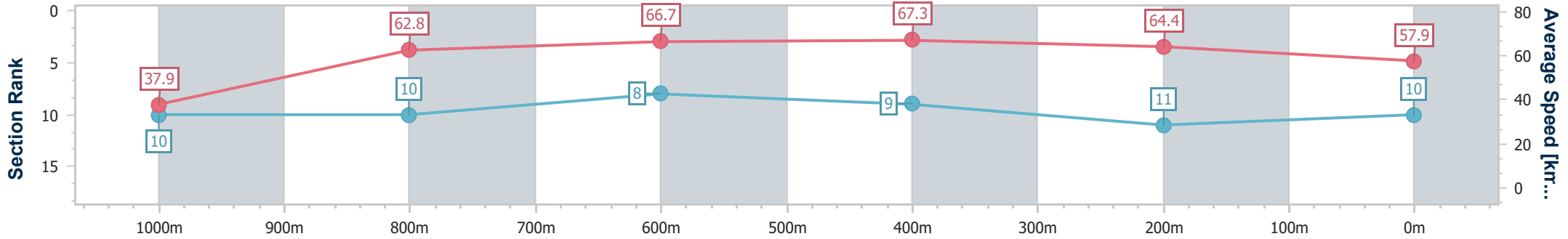
Rockhampton QLD Professional
 Race 5: REO HEAVY EQUIPMENT REPAIRS RATINGS BAND 0 -
 55 Handicap - 1050m

28 April 2024 - 15:07

Track Rating: Good 4, Weather: Fine, Rail Position: +2.5m



Section	Overall	1000m	800m	600m	400m	200m
Section Times	1:01.84 [10] (0:04.77)	0:57.07 [10] (0:11.53)	0:45.54 [10] (0:11.19)	0:34.35 [8] (0:10.74)	0:23.61 [9] (0:11.16)	0:12.45 [11] (0:12.45)
Average Speed [km/h]	37.9	62.8	66.7	67.3	64.4	57.9
Top Speed [km/h]	55.6	66.2	67.6	68.3	66.9	63.1
Avg. Dist. to Rail [m]	4.8	1.5	4.4	4.8	5.6	6.9
Avg. Stride Freq. [Hz]	2.2	2.4	2.5	2.4	2.4	2.3
Avg. Stride Length [m]	6.5	7.2	7.5	7.6	7.4	7.0



- [] Ranking at each section and finish
- .-.- No data available at this section
- NA No data available



Horse/Jockey Name	Barry's Galah
Final Rank	11
Fastest Section Time (Section)	0:04.49 (Overall)
Top Speed [km/h] (Section)	67.0 (600m)
Race State	Finished



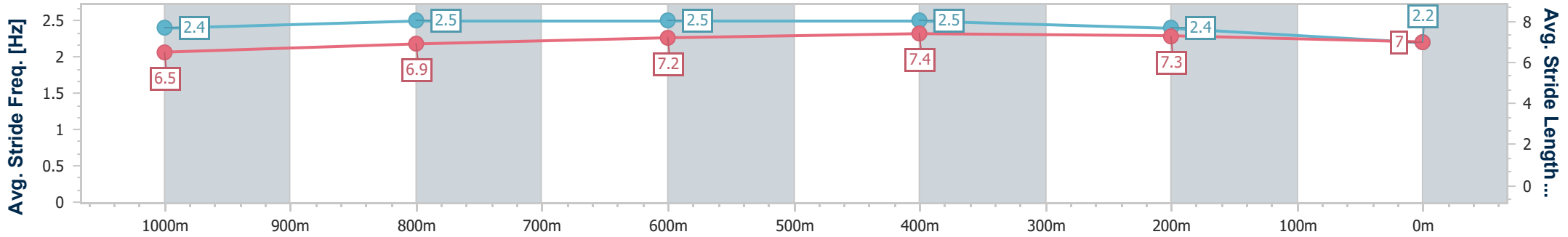
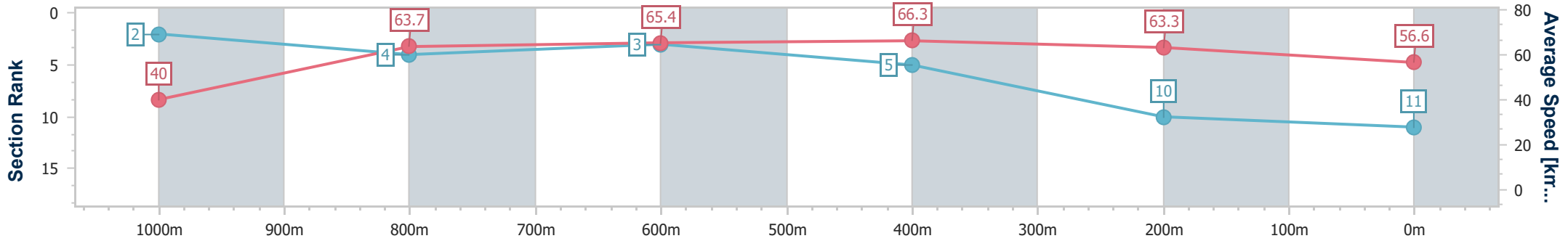
Rockhampton QLD Professional
 Race 5: REO HEAVY EQUIPMENT REPAIRS RATINGS BAND 0 -
 55 Handicap - 1050m

28 April 2024 - 15:07

Track Rating: Good 4, Weather: Fine, Rail Position: +2.5m



Section	Overall	1000m	800m	600m	400m	200m
Section Times	1:02.07 [11] (0:04.49)	0:57.58 [2] (0:11.36)	0:46.22 [4] (0:11.25)	0:34.97 [3] (0:10.88)	0:24.09 [5] (0:11.38)	0:12.71 [10] (0:12.71)
Average Speed [km/h]	40.0	63.7	65.4	66.3	63.3	56.6
Top Speed [km/h]	55.8	65.0	66.5	67.0	64.5	61.8
Avg. Dist. to Rail [m]	3.5	1.2	2.6	2.8	3.8	4.0
Avg. Stride Freq. [Hz]	2.4	2.5	2.5	2.5	2.4	2.2
Avg. Stride Length [m]	6.5	6.9	7.2	7.4	7.3	7.0



- [] Ranking at each section and finish
- .-.- No data available at this section
- NA No data available



Horse/Jockey Name	Elesprit Miss
Final Rank	12
Fastest Section Time (Section)	0:04.95 (Overall)
Top Speed [km/h] (Section)	67.5 (600m)
Race State	Finished



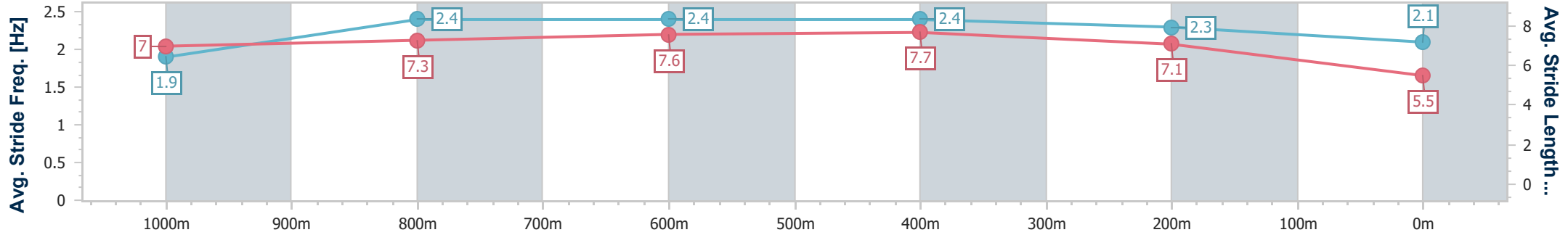
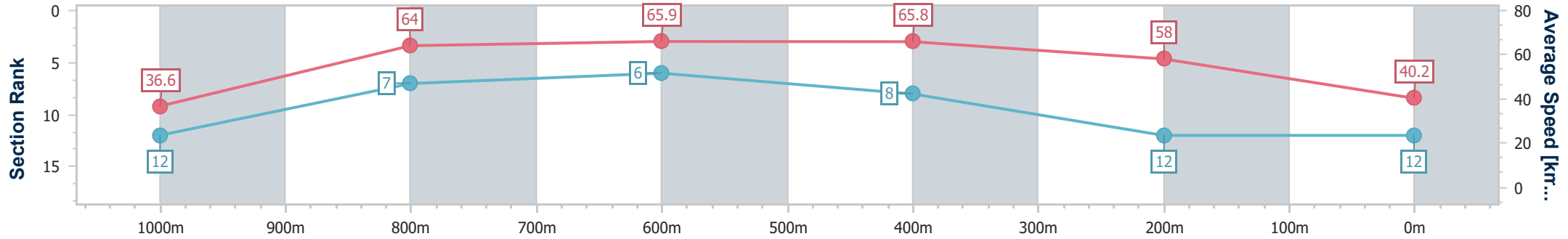
Rockhampton QLD Professional
 Race 5: REO HEAVY EQUIPMENT REPAIRS RATINGS BAND 0 -
 55 Handicap - 1050m

28 April 2024 - 15:07

Track Rating: Good 4, Weather: Fine, Rail Position: +2.5m



Section	Overall	1000m	800m	600m	400m	200m
Section Times	1:08.54 [12] (0:04.95)	1:03.59 [12] (0:11.24)	0:52.35 [7] (0:11.08)	0:41.27 [6] (0:10.93)	0:30.34 [8] (0:12.43)	0:17.91 [12] (0:17.91)
Average Speed [km/h]	36.6	64.0	65.9	65.8	58.0	40.2
Top Speed [km/h]	53.3	66.3	67.1	67.5	62.4	51.9
Avg. Dist. to Rail [m]	9.2	1.4	1.7	2.2	2.7	3.7
Avg. Stride Freq. [Hz]	1.9	2.4	2.4	2.4	2.3	2.1
Avg. Stride Length [m]	7.0	7.3	7.6	7.7	7.1	5.5



- [] Ranking at each section and finish
- .-.- No data available at this section
- NA No data available