

Ipswich QLD Professional

Race 1: BARRIER REEF POOLS QTIS Two-Year-Old Handicap - 800m

01 May 2024 - 12:28

Track Rating: Soft 5, Weather: Fine, Rail Position: +9.5m Entire

Section										Last 600m		
Field Times		Overall	600m	400m	200m							
		0:45.05 (0:12.02)	0:33.03 (0:10.66)	0:22.37 (0:11.13)	0:11.24 (0:11.24)						0:33.03	
Rank	TAB	Horse/Jockey	Barrier	Top Speed [km/h]	Fastest Section	Overall	600m	400m	200m	Margin	Last 600m	Distance Travelled [m]
1	5	ACCELAR Cejay Graham	10	70.8 Overall	0:10.67 600m	0:45.05 [1] (0:12.05)	0:33.00 [2] (0:10.67)	0:22.33 [2] (0:11.09)	0:11.24 [1] (0:11.24)	0:45.05	0:33.00	
2	4	RHUMB LINE Angela Jones	3	71.3 600m	0:10.65 600m	0:45.05 [2] (0:12.25)	0:32.80 [5] (0:10.65)	0:22.15 [4] (0:11.09)	0:11.06 [4] (0:11.06)	0L	0:32.80	-1
3	1	PALEFACE RINGO Micheal Hellyer	5	71.0 600m	0:10.71 600m	0:45.17 [3] (0:12.07)	0:33.10 [3] (0:10.71)	0:22.39 [3] (0:11.07)	0:11.32 [2] (0:11.32)	0.12L	0:33.10	-2
4	6	ASTIN LANE Robbie Dolan	1	70.6 600m	0:10.72 600m	0:45.23 [4] (0:12.40)	0:32.83 [6] (0:10.72)	0:22.11 [6] (0:11.10)	0:11.01 [5] (0:11.01)	0.06L	0:32.83	-3
5	2	SPICY DUCK James Orman	2	71.9 600m	0:10.66 600m	0:45.80 [5] (0:12.02)	0:33.78 [1] (0:10.66)	0:23.12 [1] (0:11.28)	0:11.84 [3] (0:11.84)	0.57L	0:33.78	-2
6	10	I'LLTELLYOU SO Georgina Cartwright	11	68.9 600m	0:10.80 600m	0:45.91 [6] (0:12.53)	0:33.38 [7] (0:10.80)	0:22.58 [7] (0:11.27)	0:11.31 [7] (0:11.31)	0.11L	0:33.38	-2
7	3	MISHANI STORM Samantha Collett	12	70.8 Overall	0:10.83 600m	0:45.97 [7] (0:12.14)	0:33.83 [4] (0:10.83)	0:23.00 [5] (0:11.38)	0:11.62 [6] (0:11.62)	0.06L	0:33.83	+2
8	11	INVADING JILLY Dale Smith	4	69.0 600m	0:10.94 600m	0:46.17 [8] (0:12.54)	0:33.63 [8] (0:10.94)	0:22.69 [8] (0:11.32)	0:11.37 [8] (0:11.37)	0.2L	0:33.63	+0

Scratched: Airswing (#12), Aye Eye Boom (#8), Green Label (#9), Li'l Rex (#7)



Horse/Jockey Name	Accelar
Final Rank	1
Fastest Section Time (Section)	0:10.67 (600m)
Top Speed [km/h] (Section)	70.8 (Overall)
Race State	Finished



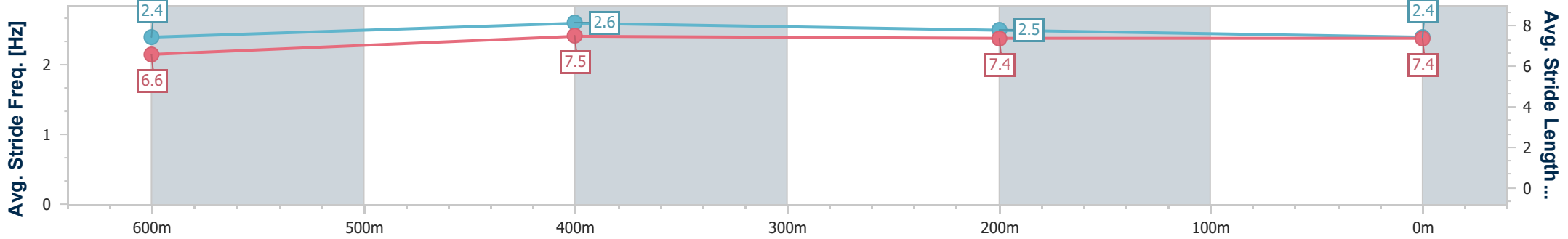
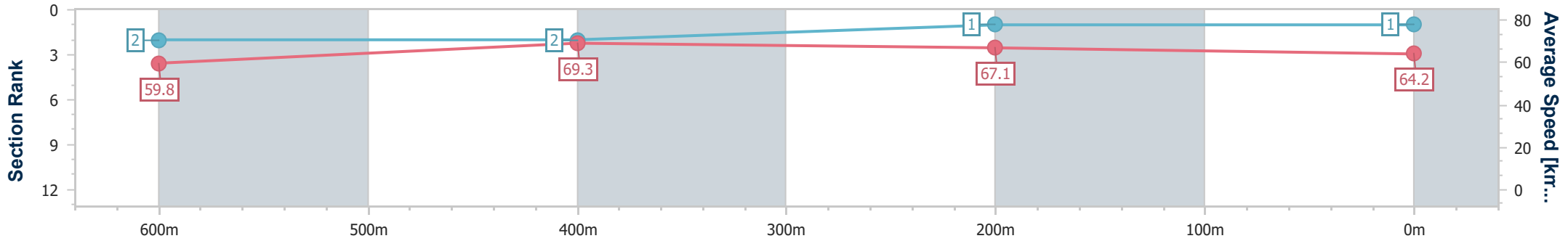
Ipswich QLD Professional
Race 1: BARRIER REEF POOLS QTIS Two-Year-Old Handicap - 800m



01 May 2024 - 12:28

Track Rating: Soft 5, Weather: Fine, Rail Position: +9.5m Entire

Section	Overall	600m	400m	200m
Section Times	0:45.05 [1] (0:12.05)	0:33.00 [2] (0:10.67)	0:22.33 [2] (0:11.09)	0:11.24 [1] (0:11.24)
Average Speed [km/h]	59.8	69.3	67.1	64.2
Top Speed [km/h]	70.8	70.4	67.4	66.5
Avg. Dist. to Rail [m]	14.0	8.8	8.7	8.3
Avg. Stride Freq. [Hz]	2.4	2.6	2.5	2.4
Avg. Stride Length [m]	6.6	7.5	7.4	7.4



- [] Ranking at each section and finish
- .-.- No data available at this section
- NA No data available



Horse/Jockey Name	Rhumb Line
Final Rank	2
Fastest Section Time (Section)	0:10.65 (600m)
Top Speed [km/h] (Section)	71.3 (600m)
Race State	Finished



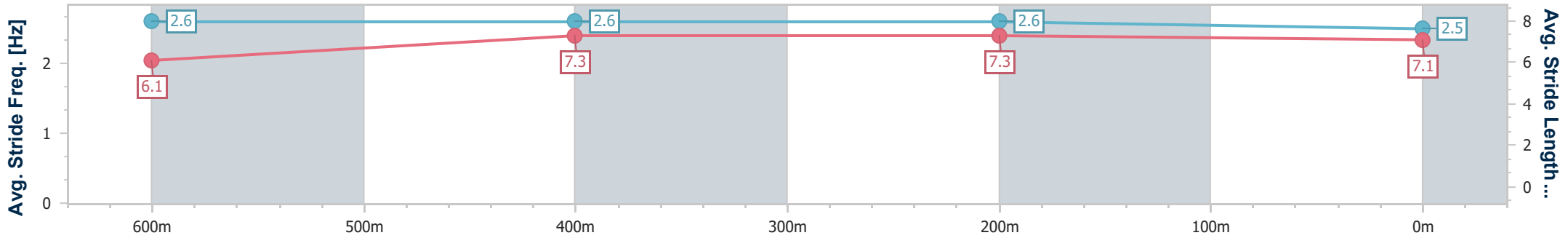
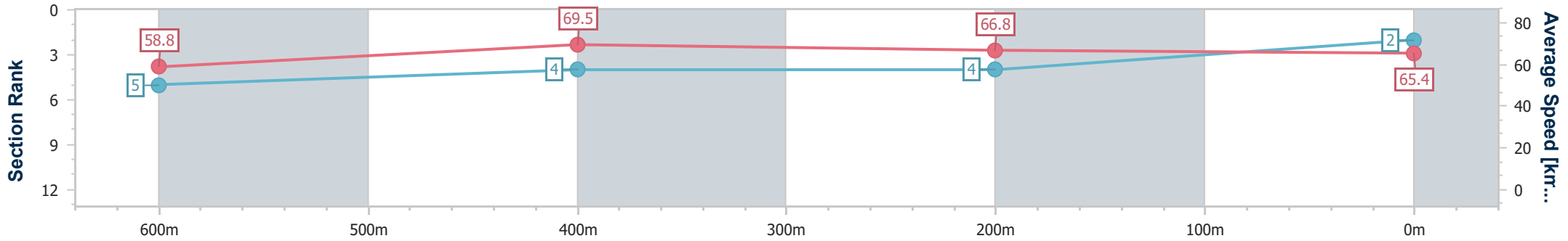
Ipswich QLD Professional
Race 1: BARRIER REEF POOLS QTIS Two-Year-Old Handicap - 800m



01 May 2024 - 12:28

Track Rating: Soft 5, Weather: Fine, Rail Position: +9.5m Entire

Section	Overall	600m	400m	200m
Section Times	0:45.05 [2] (0:12.25)	0:32.80 [5] (0:10.65)	0:22.15 [4] (0:11.09)	0:11.06 [4] (0:11.06)
Average Speed [km/h]	58.8	69.5	66.8	65.4
Top Speed [km/h]	70.8	71.3	68.5	66.5
Avg. Dist. to Rail [m]	11.7	8.4	8.0	8.9
Avg. Stride Freq. [Hz]	2.6	2.6	2.6	2.5
Avg. Stride Length [m]	6.1	7.3	7.3	7.1



- [] Ranking at each section and finish
- .-.- No data available at this section
- NA No data available



Horse/Jockey Name	Paleface Ringo
Final Rank	3
Fastest Section Time (Section)	0:10.71 (600m)
Top Speed [km/h] (Section)	71.0 (600m)
Race State	Finished



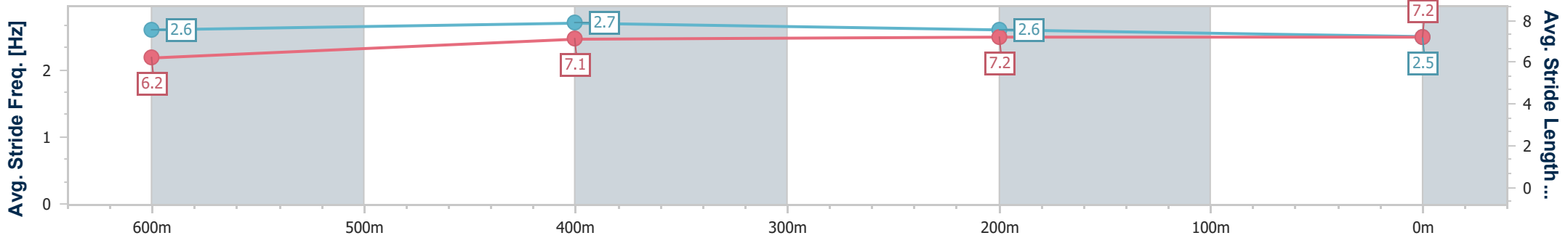
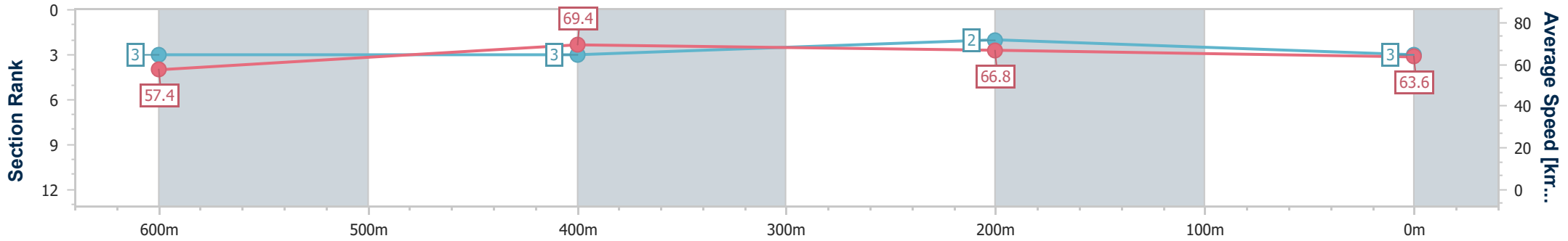
Ipswich QLD Professional
 Race 1: BARRIER REEF POOLS QTIS Two-Year-Old Handicap - 800m



01 May 2024 - 12:28

Track Rating: Soft 5, Weather: Fine, Rail Position: +9.5m Entire

Section	Overall	600m	400m	200m
Section Times	0:45.17 [3] (0:12.07)	0:33.10 [3] (0:10.71)	0:22.39 [3] (0:11.07)	0:11.32 [2] (0:11.32)
Average Speed [km/h]	57.4	69.4	66.8	63.6
Top Speed [km/h]	64.5	71.0	70.0	67.5
Avg. Dist. to Rail [m]	13.8	9.3	7.5	6.5
Avg. Stride Freq. [Hz]	2.6	2.7	2.6	2.5
Avg. Stride Length [m]	6.2	7.1	7.2	7.2



- [] Ranking at each section and finish
- .-.- No data available at this section
- NA No data available



Horse/Jockey Name	Astin Lane
Final Rank	4
Fastest Section Time (Section)	0:10.72 (600m)
Top Speed [km/h] (Section)	70.6 (600m)
Race State	Finished



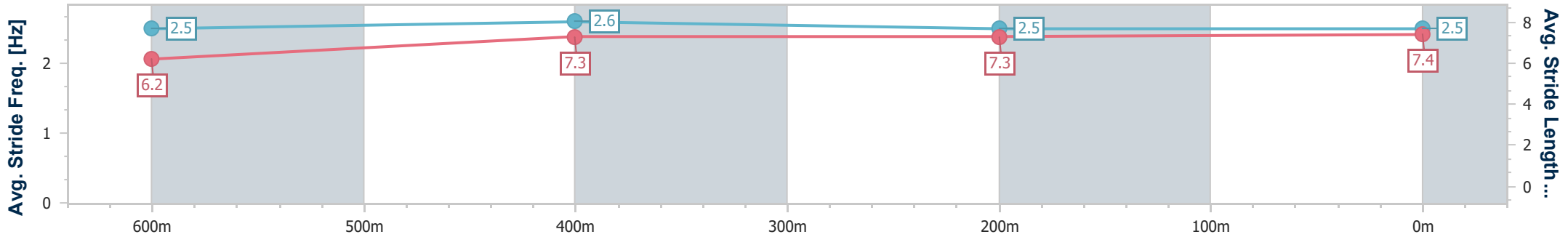
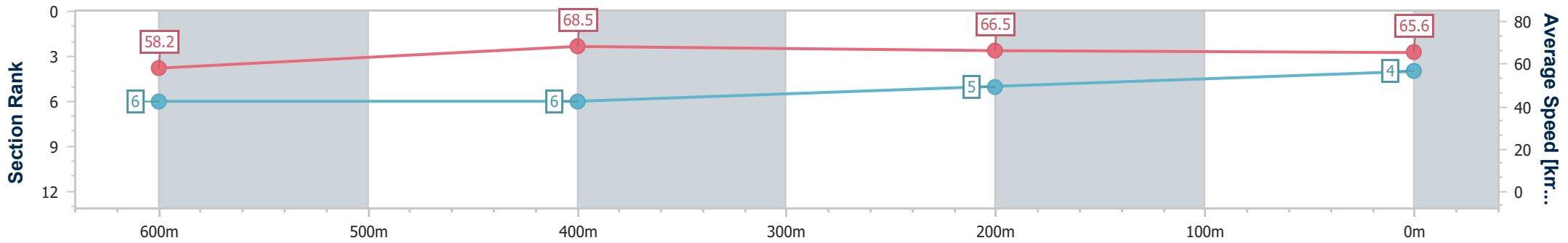
Ipswich QLD Professional
Race 1: BARRIER REEF POOLS QTIS Two-Year-Old Handicap - 800m



01 May 2024 - 12:28

Track Rating: Soft 5, Weather: Fine, Rail Position: +9.5m Entire

Section	Overall	600m	400m	200m
Section Times	0:45.23 [4] (0:12.40)	0:32.83 [6] (0:10.72)	0:22.11 [6] (0:11.10)	0:11.01 [5] (0:11.01)
Average Speed [km/h]	58.2	68.5	66.5	65.6
Top Speed [km/h]	70.0	70.6	68.5	68.2
Avg. Dist. to Rail [m]	8.8	6.3	7.0	9.9
Avg. Stride Freq. [Hz]	2.5	2.6	2.5	2.5
Avg. Stride Length [m]	6.2	7.3	7.3	7.4



- [] Ranking at each section and finish
- .-.- No data available at this section
- NA No data available



Horse/Jockey Name	Spicy Duck
Final Rank	5
Fastest Section Time (Section)	0:10.66 (600m)
Top Speed [km/h] (Section)	71.9 (600m)
Race State	Finished



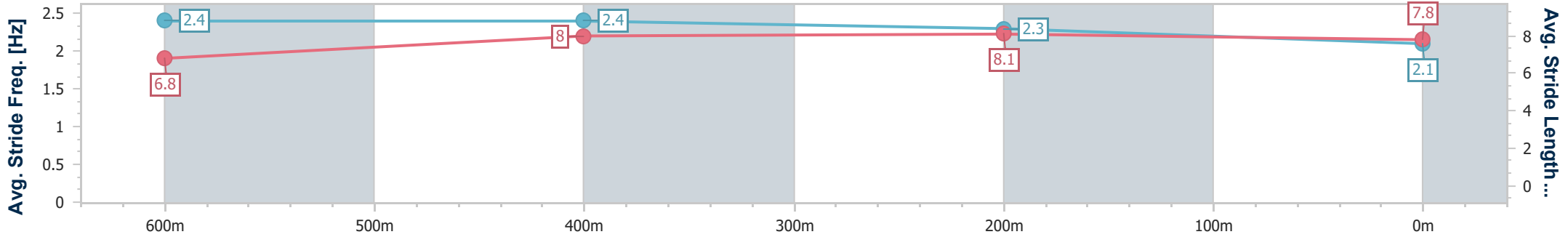
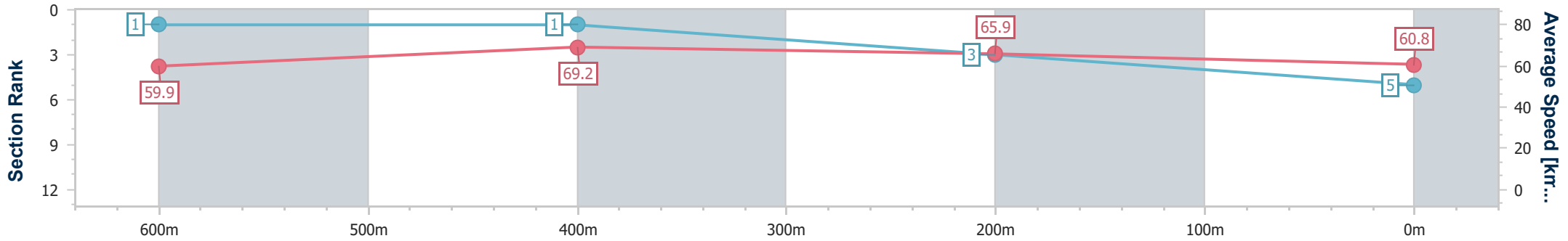
Ipswich QLD Professional
 Race 1: BARRIER REEF POOLS QTIS Two-Year-Old Handicap - 800m



01 May 2024 - 12:28

Track Rating: Soft 5, Weather: Fine, Rail Position: +9.5m Entire

Section	Overall	600m	400m	200m
Section Times	0:45.80 [5] (0:12.02)	0:33.78 [1] (0:10.66)	0:23.12 [1] (0:11.28)	0:11.84 [3] (0:11.84)
Average Speed [km/h]	59.9	69.2	65.9	60.8
Top Speed [km/h]	71.1	71.9	66.9	64.1
Avg. Dist. to Rail [m]	10.1	7.4	7.4	7.3
Avg. Stride Freq. [Hz]	2.4	2.4	2.3	2.1
Avg. Stride Length [m]	6.8	8.0	8.1	7.8



- [] Ranking at each section and finish
- .-.- No data available at this section
- NA No data available



Horse/Jockey Name	l'ltellyouso
Final Rank	6
Fastest Section Time (Section)	0:10.80 (600m)
Top Speed [km/h] (Section)	68.9 (600m)
Race State	Finished



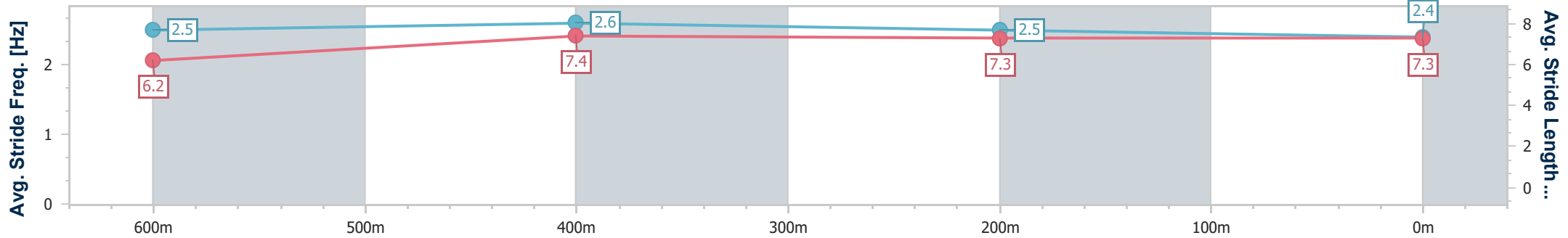
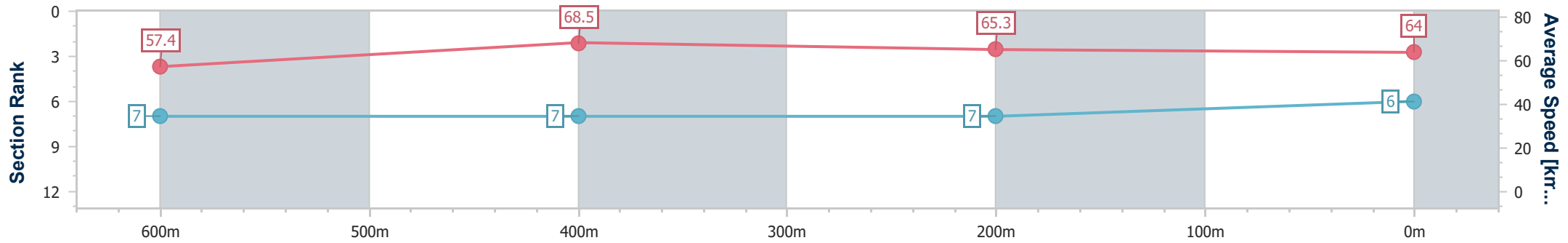
Ipswich QLD Professional
Race 1: BARRIER REEF POOLS QTIS Two-Year-Old Handicap - 800m



01 May 2024 - 12:28

Track Rating: Soft 5, Weather: Fine, Rail Position: +9.5m Entire

Section	Overall	600m	400m	200m
Section Times	0:45.91 [6] (0:12.53)	0:33.38 [7] (0:10.80)	0:22.58 [7] (0:11.27)	0:11.31 [7] (0:11.31)
Average Speed [km/h]	57.4	68.5	65.3	64.0
Top Speed [km/h]	68.6	68.9	67.3	64.9
Avg. Dist. to Rail [m]	15.1	7.9	7.2	8.3
Avg. Stride Freq. [Hz]	2.5	2.6	2.5	2.4
Avg. Stride Length [m]	6.2	7.4	7.3	7.3



- [] Ranking at each section and finish
- .-.- No data available at this section
- NA No data available



Horse/Jockey Name	Mishani Storm
Final Rank	7
Fastest Section Time (Section)	0:10.83 (600m)
Top Speed [km/h] (Section)	70.8 (Overall)
Race State	Finished



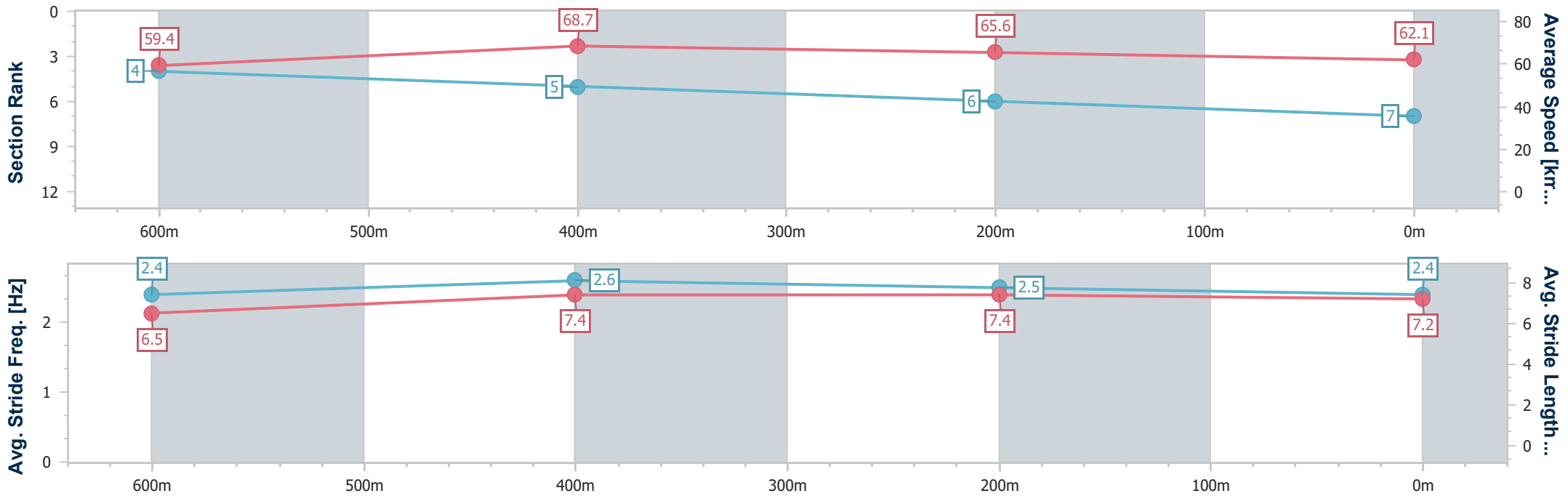
Ipswich QLD Professional
Race 1: BARRIER REEF POOLS QTIS Two-Year-Old Handicap - 800m



01 May 2024 - 12:28

Track Rating: Soft 5, Weather: Fine, Rail Position: +9.5m Entire

Section	Overall	600m	400m	200m
Section Times	0:45.97 [7] (0:12.14)	0:33.83 [4] (0:10.83)	0:23.00 [5] (0:11.38)	0:11.62 [6] (0:11.62)
Average Speed [km/h]	59.4	68.7	65.6	62.1
Top Speed [km/h]	70.8	70.1	67.2	65.3
Avg. Dist. to Rail [m]	16.0	10.1	9.4	11.4
Avg. Stride Freq. [Hz]	2.4	2.6	2.5	2.4
Avg. Stride Length [m]	6.5	7.4	7.4	7.2



- [] Ranking at each section and finish
- .-.- No data available at this section
- NA No data available



Horse/Jockey Name	Invading Jilly
Final Rank	8
Fastest Section Time (Section)	0:10.94 (600m)
Top Speed [km/h] (Section)	69.0 (600m)
Race State	Finished



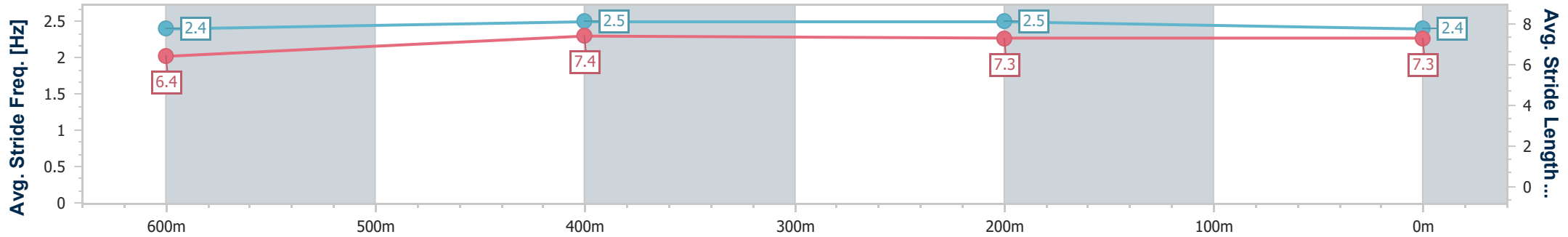
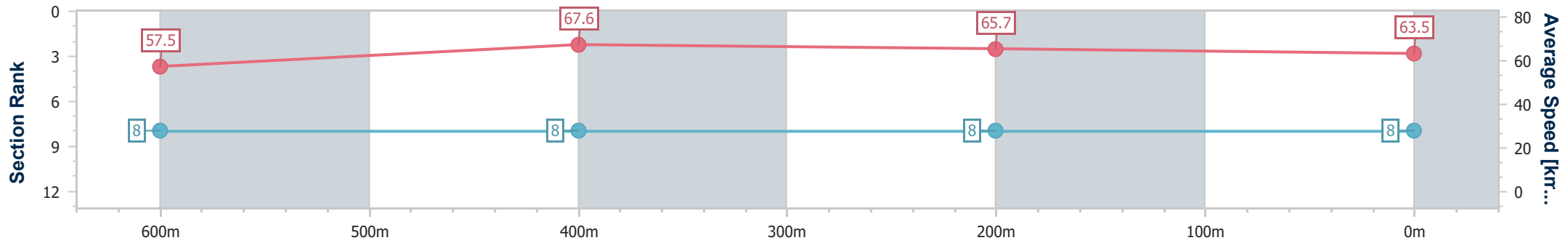
Ipswich QLD Professional
 Race 1: BARRIER REEF POOLS QTIS Two-Year-Old Handicap - 800m



01 May 2024 - 12:28

Track Rating: Soft 5, Weather: Fine, Rail Position: +9.5m Entire

Section	Overall	600m	400m	200m
Section Times	0:46.17 [8] (0:12.54)	0:33.63 [8] (0:10.94)	0:22.69 [8] (0:11.32)	0:11.37 [8] (0:11.37)
Average Speed [km/h]	57.5	67.6	65.7	63.5
Top Speed [km/h]	69.0	69.0	66.6	65.2
Avg. Dist. to Rail [m]	13.1	8.5	7.9	7.5
Avg. Stride Freq. [Hz]	2.4	2.5	2.5	2.4
Avg. Stride Length [m]	6.4	7.4	7.3	7.3



- [] Ranking at each section and finish
- .-.- No data available at this section
- NA No data available

Track Rating: Soft 5, Weather: Fine, Rail Position: +9.5m Entire

Section													Last 600m	
Field Times		Overall	1000m	800m	600m	400m	200m						0:35.02	
		1:10.15 (0:11.96)	0:58.19 (0:11.35)	0:46.84 (0:11.82)	0:35.02 (0:11.47)	0:23.55 (0:11.79)	0:11.76 (0:11.76)							
Rank	TAB	Horse/Jockey	Barrier	Top Speed [km/h]	Fastest Section							Margin	Distance Travelled [m]	
1	10	TALTARNI FIELDS	7	66.4	0:11.35	1:10.15 [1]	0:58.19 [1]	0:46.84 [1]	0:35.02 [1]	0:23.55 [1]	0:11.76 [1]	1:10.15	0:35.02	
		Cejay Graham		Overall	1000m	(0:11.96)	(0:11.35)	(0:11.82)	(0:11.47)	(0:11.79)	(0:11.76)			
2	8	PERIGEAN	10	65.6	0:11.37	1:10.60 [2]	0:58.47 [2]	0:47.10 [2]	0:35.29 [2]	0:23.65 [3]	0:11.97 [2]	0.45L	0:35.29	+1
		Ryan Maloney		1000m	1000m	(0:12.13)	(0:11.37)	(0:11.81)	(0:11.64)	(0:11.68)	(0:11.97)			
3	3	BETTER BE SLICK	9	66.4	0:11.24	1:10.69 [3]	0:57.57 [10]	0:46.20 [10]	0:34.46 [10]	0:22.78 [9]	0:11.24 [5]	0.09L	0:34.46	+2
		Mark Du Plessis		1000m	200m	(0:13.12)	(0:11.37)	(0:11.74)	(0:11.68)	(0:11.54)	(0:11.24)			
4	1	JOHNNY UTAH	2	66.1	0:11.37	1:10.79 [4]	0:58.49 [5]	0:47.12 [4]	0:35.34 [3]	0:23.86 [2]	0:12.01 [3]	0.1L	0:35.34	+0
		Justin Huxtable		1000m	1000m	(0:12.30)	(0:11.37)	(0:11.78)	(0:11.48)	(0:11.85)	(0:12.01)			
5	2	NATIONAL INTEREST	4	66.1	0:11.34	1:10.80 [5]	0:57.99 [9]	0:46.65 [8]	0:34.83 [8]	0:23.15 [6]	0:11.51 [4]	0.01L	0:34.83	+1
		Jake Bayliss		1000m	1000m	(0:12.81)	(0:11.34)	(0:11.82)	(0:11.68)	(0:11.64)	(0:11.51)			
6	11	DULVERTON CHARM	8	65.5	0:11.47	1:11.57 [6]	0:58.77 [8]	0:47.30 [9]	0:35.44 [9]	0:23.60 [10]	0:11.87 [7]	0.77L	0:35.44	+2
		Jag Guthmann-Chester		1000m	1000m	(0:12.80)	(0:11.47)	(0:11.86)	(0:11.84)	(0:11.73)	(0:11.87)			
7	4	COMMANDORO	3	66.8	0:11.38	1:11.59 [7]	0:58.93 [7]	0:47.55 [7]	0:35.74 [7]	0:23.83 [7]	0:11.70 [8]	0.02L	0:35.74	+5
		Robbie Dolan		1000m	1000m	(0:12.66)	(0:11.38)	(0:11.81)	(0:11.91)	(0:12.13)	(0:11.70)			
8	12	FAMILY BONDING	1	67.0	0:11.32	1:12.05 [8]	0:59.54 [6]	0:48.22 [6]	0:36.37 [6]	0:24.61 [4]	0:12.52 [6]	0.46L	0:36.37	+1
		Dale Smith		1000m	1000m	(0:12.51)	(0:11.32)	(0:11.85)	(0:11.76)	(0:12.09)	(0:12.52)			
9	6	LABARNA	6	67.1	0:11.37	1:12.98 [9]	1:00.69 [4]	0:49.32 [3]	0:37.36 [4]	0:25.41 [5]	0:12.84 [9]	0.93L	0:37.36	+5
		Les Tilley		1000m	1000m	(0:12.29)	(0:11.37)	(0:11.96)	(0:11.95)	(0:12.57)	(0:12.84)			
10	9	ROCKINAHARDPLACE	5	66.1	0:11.45	1:13.10 [10]	1:00.87 [3]	0:49.42 [5]	0:37.45 [5]	0:25.33 [8]	0:12.78 [10]	0.12L	0:37.45	+4
		Samantha Collett		1000m	1000m	(0:12.23)	(0:11.45)	(0:11.97)	(0:12.12)	(0:12.55)	(0:12.78)			

Scratched: Destiny Dalai (#13), Crypto King (#5), Mystic Mac (#7)



Horse/Jockey Name	Taltarni Fields
Final Rank	1
Fastest Section Time (Section)	0:11.35 (1000m)
Top Speed [km/h] (Section)	66.4 (Overall)
Race State	Finished



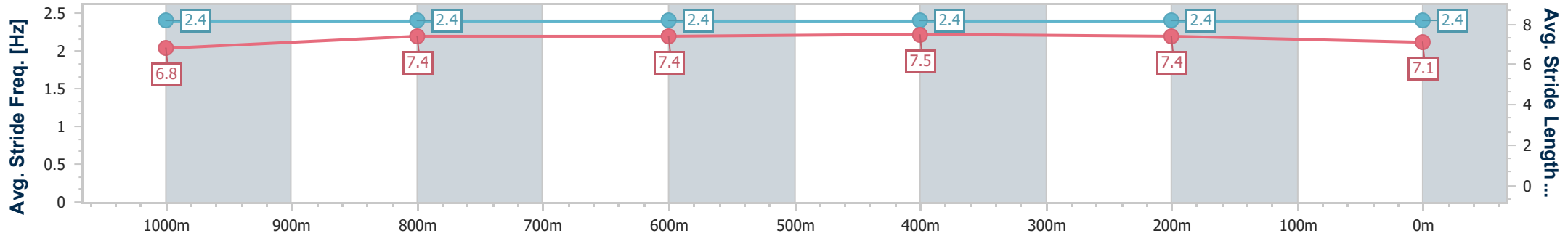
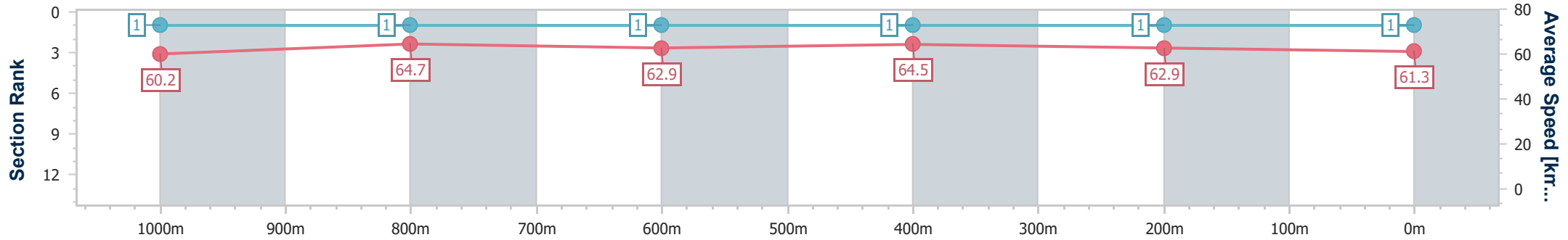
Ipswich QLD Professional
Race 2: IMPERIAL RACING Colts, Geldings and Entires Maiden
Plate - 1200m



01 May 2024 - 13:06

Track Rating: Soft 5, Weather: Fine, Rail Position: +9.5m Entire

Section	Overall	1000m	800m	600m	400m	200m
Section Times	1:10.15 [1] (0:11.96)	0:58.19 [1] (0:11.35)	0:46.84 [1] (0:11.82)	0:35.02 [1] (0:11.47)	0:23.55 [1] (0:11.79)	0:11.76 [1] (0:11.76)
Average Speed [km/h]	60.2	64.7	62.9	64.5	62.9	61.3
Top Speed [km/h]	66.4	65.9	64.5	65.8	64.4	63.4
Avg. Dist. to Rail [m]	13.6	8.8	7.8	7.3	7.4	8.0
Avg. Stride Freq. [Hz]	2.4	2.4	2.4	2.4	2.4	2.4
Avg. Stride Length [m]	6.8	7.4	7.4	7.5	7.4	7.1



- [] Ranking at each section and finish
- .-.- No data available at this section
- NA No data available



Horse/Jockey Name	Perigean
Final Rank	2
Fastest Section Time (Section)	0:11.37 (1000m)
Top Speed [km/h] (Section)	65.6 (1000m)
Race State	Finished



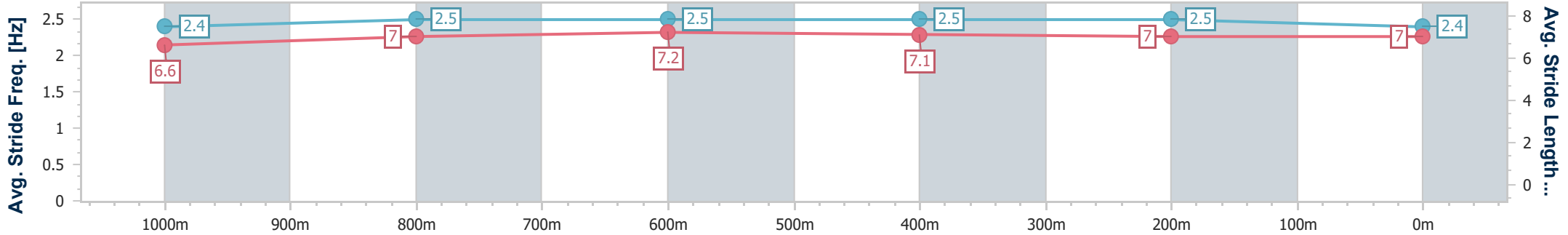
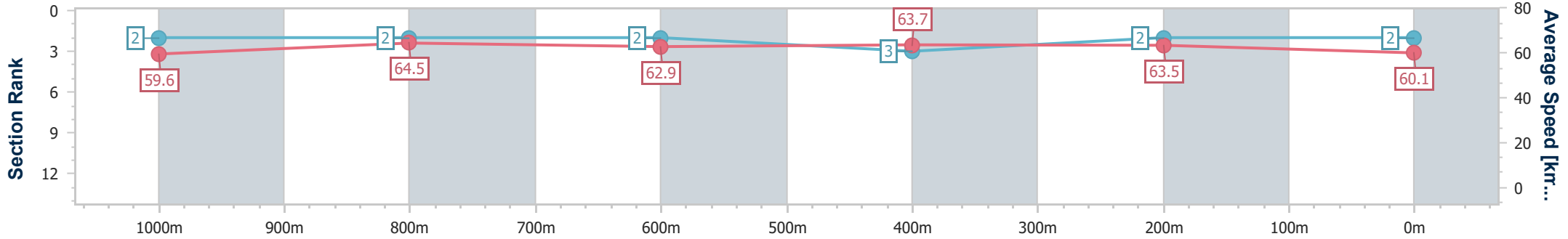
Ipswich QLD Professional
Race 2: IMPERIAL RACING Colts, Geldings and Entires Maiden
Plate - 1200m



01 May 2024 - 13:06

Track Rating: Soft 5, Weather: Fine, Rail Position: +9.5m Entire

Section	Overall	1000m	800m	600m	400m	200m
Section Times	1:10.60 [2] (0:12.13)	0:58.47 [2] (0:11.37)	0:47.10 [2] (0:11.81)	0:35.29 [2] (0:11.64)	0:23.65 [3] (0:11.68)	0:11.97 [2] (0:11.97)
Average Speed [km/h]	59.6	64.5	62.9	63.7	63.5	60.1
Top Speed [km/h]	65.4	65.6	63.8	64.6	64.6	62.9
Avg. Dist. to Rail [m]	15.3	9.7	8.4	7.1	7.9	9.1
Avg. Stride Freq. [Hz]	2.4	2.5	2.5	2.5	2.5	2.4
Avg. Stride Length [m]	6.6	7.0	7.2	7.1	7.0	7.0



- [] Ranking at each section and finish
- .-.- No data available at this section
- NA No data available



Horse/Jockey Name	Better Be Slick
Final Rank	3
Fastest Section Time (Section)	0:11.24 (200m)
Top Speed [km/h] (Section)	66.4 (1000m)
Race State	Finished



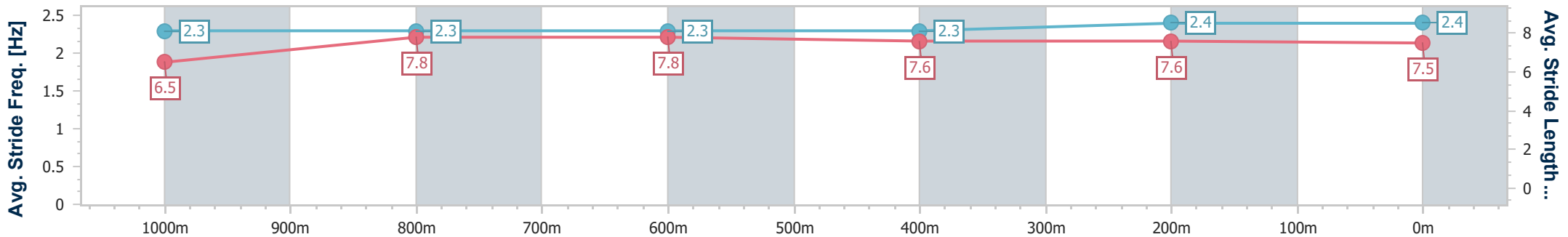
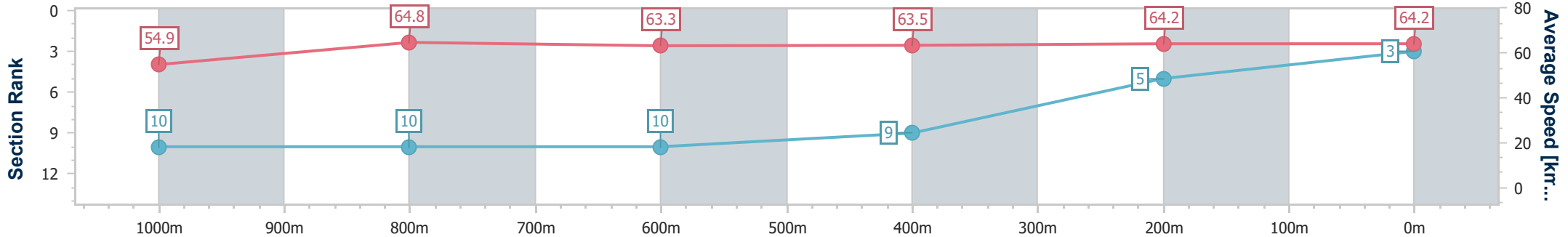
Ipswich QLD Professional
Race 2: IMPERIAL RACING Colts, Geldings and Entires Maiden
Plate - 1200m



01 May 2024 - 13:06

Track Rating: Soft 5, Weather: Fine, Rail Position: +9.5m Entire

Section	Overall	1000m	800m	600m	400m	200m
Section Times	1:10.69 [3] (0:13.12)	0:57.57 [10] (0:11.37)	0:46.20 [10] (0:11.74)	0:34.46 [10] (0:11.68)	0:22.78 [9] (0:11.54)	0:11.24 [5] (0:11.24)
Average Speed [km/h]	54.9	64.8	63.3	63.5	64.2	64.2
Top Speed [km/h]	62.9	66.4	64.1	64.9	65.4	65.2
Avg. Dist. to Rail [m]	15.9	9.9	8.0	7.9	7.4	8.5
Avg. Stride Freq. [Hz]	2.3	2.3	2.3	2.3	2.4	2.4
Avg. Stride Length [m]	6.5	7.8	7.8	7.6	7.6	7.5



- [] Ranking at each section and finish
- .-.- No data available at this section
- NA No data available



Horse/Jockey Name	Johnny Utah
Final Rank	4
Fastest Section Time (Section)	0:11.37 (1000m)
Top Speed [km/h] (Section)	66.1 (1000m)
Race State	Finished



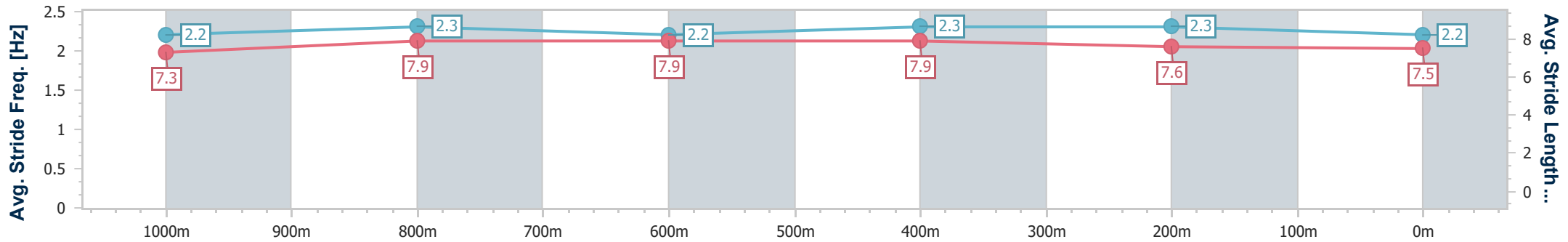
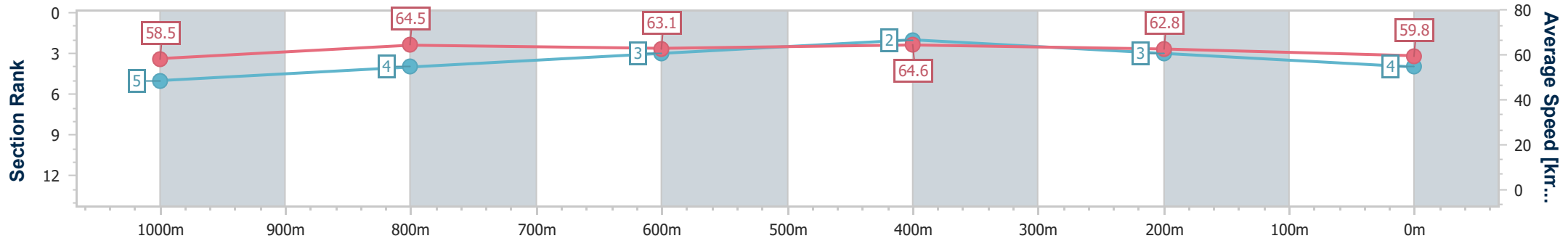
Ipswich QLD Professional
Race 2: IMPERIAL RACING Colts, Geldings and Entires Maiden
Plate - 1200m



01 May 2024 - 13:06

Track Rating: Soft 5, Weather: Fine, Rail Position: +9.5m Entire

Section	Overall	1000m	800m	600m	400m	200m
Section Times	1:10.79 [4] (0:12.30)	0:58.49 [5] (0:11.37)	0:47.12 [4] (0:11.78)	0:35.34 [3] (0:11.48)	0:23.86 [2] (0:11.85)	0:12.01 [3] (0:12.01)
Average Speed [km/h]	58.5	64.5	63.1	64.6	62.8	59.8
Top Speed [km/h]	65.7	66.1	64.4	65.3	65.2	62.6
Avg. Dist. to Rail [m]	11.2	8.7	7.7	7.6	8.5	8.1
Avg. Stride Freq. [Hz]	2.2	2.3	2.2	2.3	2.3	2.2
Avg. Stride Length [m]	7.3	7.9	7.9	7.9	7.6	7.5



- [] Ranking at each section and finish
- .-.- No data available at this section
- NA No data available



Horse/Jockey Name	National Interest
Final Rank	5
Fastest Section Time (Section)	0:11.34 (1000m)
Top Speed [km/h] (Section)	66.1 (1000m)
Race State	Finished



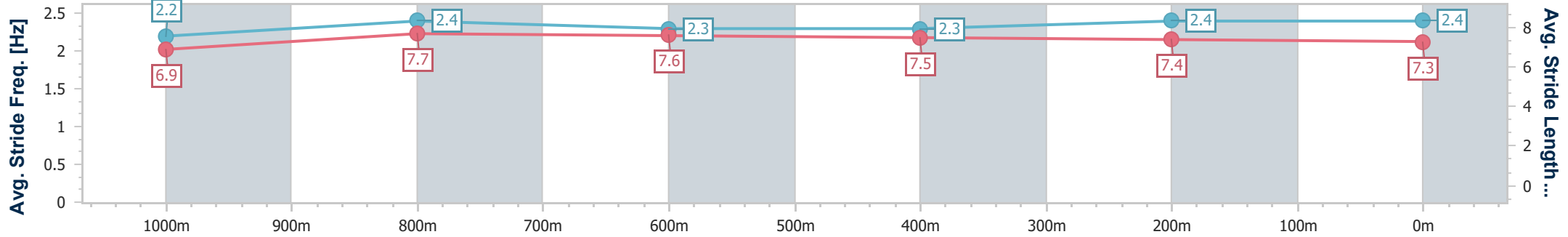
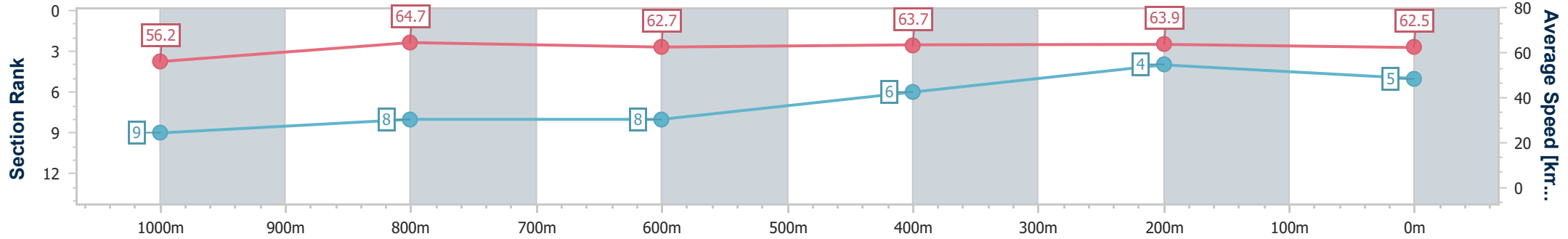
Ipswich QLD Professional
Race 2: IMPERIAL RACING Colts, Geldings and Entires Maiden
Plate - 1200m



01 May 2024 - 13:06

Track Rating: Soft 5, Weather: Fine, Rail Position: +9.5m Entire

Section	Overall	1000m	800m	600m	400m	200m
Section Times	1:10.80 [5] (0:12.81)	0:57.99 [9] (0:11.34)	0:46.65 [8] (0:11.82)	0:34.83 [8] (0:11.68)	0:23.15 [6] (0:11.64)	0:11.51 [4] (0:11.51)
Average Speed [km/h]	56.2	64.7	62.7	63.7	63.9	62.5
Top Speed [km/h]	63.8	66.1	63.9	64.7	64.9	65.0
Avg. Dist. to Rail [m]	12.2	8.8	7.6	7.5	10.3	10.8
Avg. Stride Freq. [Hz]	2.2	2.4	2.3	2.3	2.4	2.4
Avg. Stride Length [m]	6.9	7.7	7.6	7.5	7.4	7.3



- [] Ranking at each section and finish
- .-.- No data available at this section
- NA No data available



Horse/Jockey Name	Dulverton Charm
Final Rank	6
Fastest Section Time (Section)	0:11.47 (1000m)
Top Speed [km/h] (Section)	65.5 (1000m)
Race State	Finished



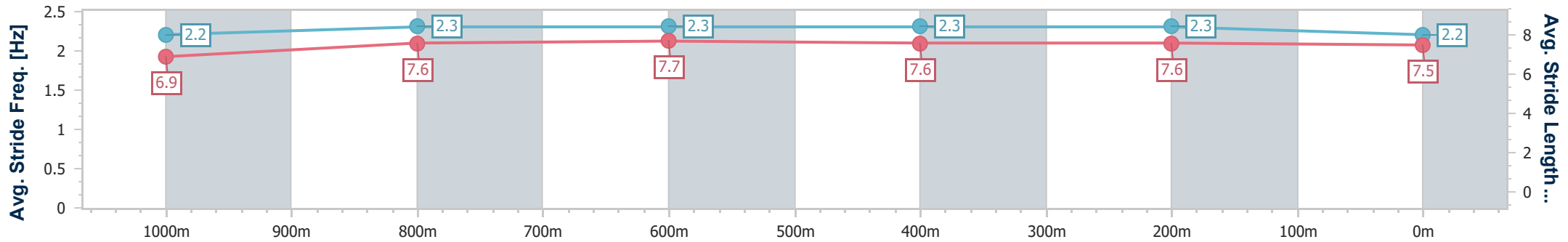
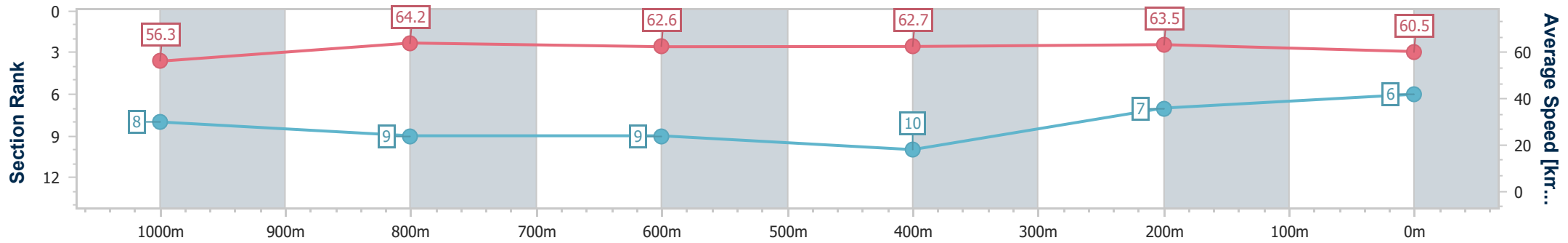
Ipswich QLD Professional
Race 2: IMPERIAL RACING Colts, Geldings and Entires Maiden
Plate - 1200m



01 May 2024 - 13:06

Track Rating: Soft 5, Weather: Fine, Rail Position: +9.5m Entire

Section	Overall	1000m	800m	600m	400m	200m
Section Times	1:11.57 [6] (0:12.80)	0:58.77 [8] (0:11.47)	0:47.30 [9] (0:11.86)	0:35.44 [9] (0:11.84)	0:23.60 [10] (0:11.73)	0:11.87 [7] (0:11.87)
Average Speed [km/h]	56.3	64.2	62.6	62.7	63.5	60.5
Top Speed [km/h]	63.4	65.5	63.7	63.7	64.6	60.9
Avg. Dist. to Rail [m]	14.5	9.7	8.3	8.1	9.4	11.1
Avg. Stride Freq. [Hz]	2.2	2.3	2.3	2.3	2.3	2.2
Avg. Stride Length [m]	6.9	7.6	7.7	7.6	7.6	7.5



- [] Ranking at each section and finish
- .-.- No data available at this section
- NA No data available



Horse/Jockey Name	Commandoro
Final Rank	7
Fastest Section Time (Section)	0:11.38 (1000m)
Top Speed [km/h] (Section)	66.8 (1000m)
Race State	Finished



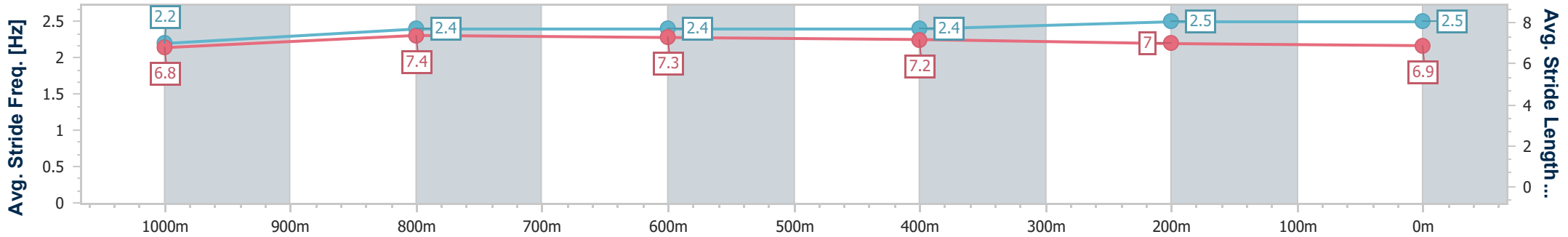
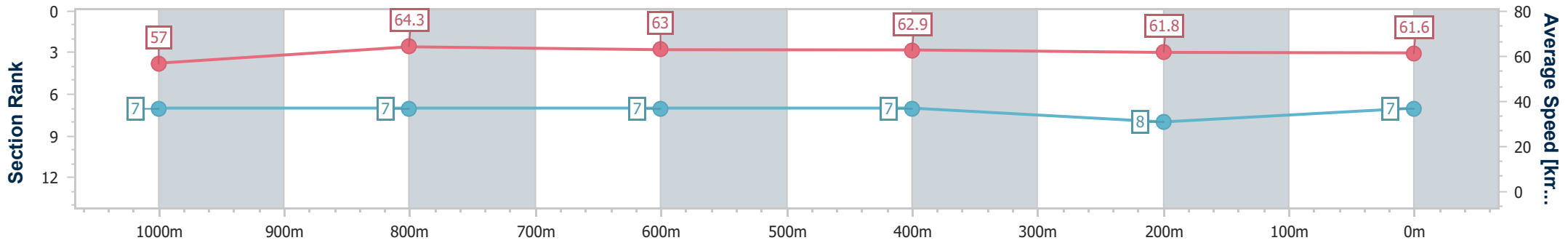
Ipswich QLD Professional
Race 2: IMPERIAL RACING Colts, Geldings and Entires Maiden
Plate - 1200m



01 May 2024 - 13:06

Track Rating: Soft 5, Weather: Fine, Rail Position: +9.5m Entire

Section	Overall	1000m	800m	600m	400m	200m
Section Times	1:11.59 [7] (0:12.66)	0:58.93 [7] (0:11.38)	0:47.55 [7] (0:11.81)	0:35.74 [7] (0:11.91)	0:23.83 [7] (0:12.13)	0:11.70 [8] (0:11.70)
Average Speed [km/h]	57.0	64.3	63.0	62.9	61.8	61.6
Top Speed [km/h]	66.1	66.8	63.6	64.4	62.7	62.4
Avg. Dist. to Rail [m]	12.0	9.4	8.1	9.4	10.8	11.4
Avg. Stride Freq. [Hz]	2.2	2.4	2.4	2.4	2.5	2.5
Avg. Stride Length [m]	6.8	7.4	7.3	7.2	7.0	6.9



- [] Ranking at each section and finish
- .-.- No data available at this section
- NA No data available



Horse/Jockey Name	Family Bonding
Final Rank	8
Fastest Section Time (Section)	0:11.32 (1000m)
Top Speed [km/h] (Section)	67.0 (1000m)
Race State	Finished



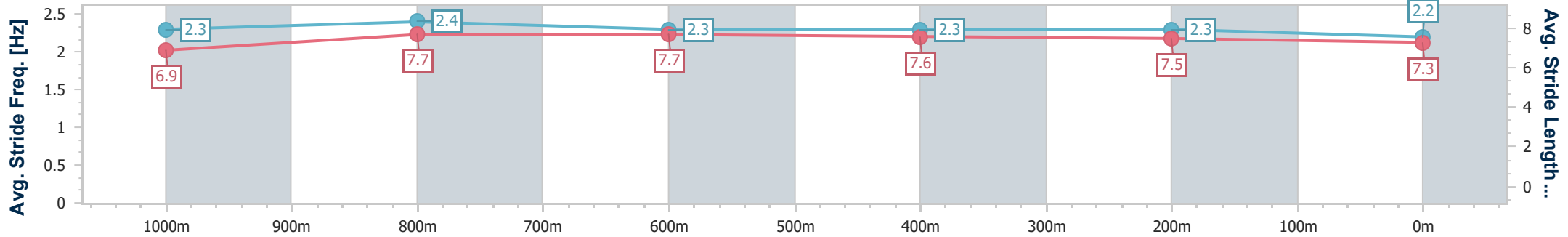
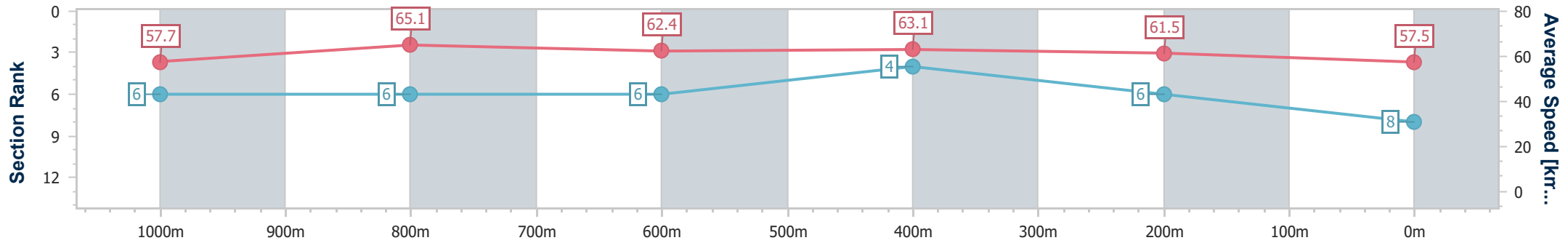
Ipswich QLD Professional
Race 2: IMPERIAL RACING Colts, Geldings and Entires Maiden
Plate - 1200m



01 May 2024 - 13:06

Track Rating: Soft 5, Weather: Fine, Rail Position: +9.5m Entire

Section	Overall	1000m	800m	600m	400m	200m
Section Times	1:12.05 [8] (0:12.51)	0:59.54 [6] (0:11.32)	0:48.22 [6] (0:11.85)	0:36.37 [6] (0:11.76)	0:24.61 [4] (0:12.09)	0:12.52 [6] (0:12.52)
Average Speed [km/h]	57.7	65.1	62.4	63.1	61.5	57.5
Top Speed [km/h]	65.4	67.0	63.8	64.0	62.6	60.3
Avg. Dist. to Rail [m]	10.8	9.3	8.1	7.6	9.3	9.3
Avg. Stride Freq. [Hz]	2.3	2.4	2.3	2.3	2.3	2.2
Avg. Stride Length [m]	6.9	7.7	7.7	7.6	7.5	7.3



- [] Ranking at each section and finish
- .-.- No data available at this section
- NA No data available



Horse/Jockey Name	Labarna
Final Rank	9
Fastest Section Time (Section)	0:11.37 (1000m)
Top Speed [km/h] (Section)	67.1 (1000m)
Race State	Finished



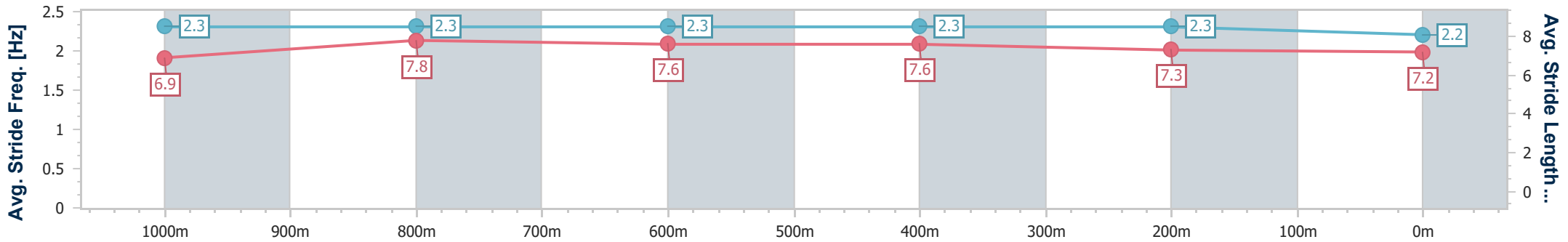
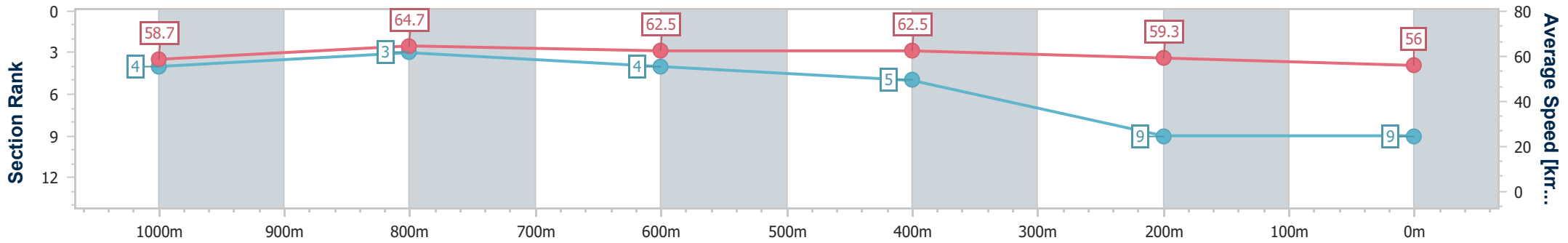
Ipswich QLD Professional
Race 2: IMPERIAL RACING Colts, Geldings and Entires Maiden
Plate - 1200m



01 May 2024 - 13:06

Track Rating: Soft 5, Weather: Fine, Rail Position: +9.5m Entire

Section	Overall	1000m	800m	600m	400m	200m
Section Times	1:12.98 [9] (0:12.29)	1:00.69 [4] (0:11.37)	0:49.32 [3] (0:11.96)	0:37.36 [4] (0:11.95)	0:25.41 [5] (0:12.57)	0:12.84 [9] (0:12.84)
Average Speed [km/h]	58.7	64.7	62.5	62.5	59.3	56.0
Top Speed [km/h]	66.2	67.1	64.0	63.6	61.2	58.1
Avg. Dist. to Rail [m]	14.6	10.7	10.0	9.1	9.9	10.0
Avg. Stride Freq. [Hz]	2.3	2.3	2.3	2.3	2.3	2.2
Avg. Stride Length [m]	6.9	7.8	7.6	7.6	7.3	7.2



- [] Ranking at each section and finish
- .-.- No data available at this section
- NA No data available



Horse/Jockey Name	Rockinahardplace
Final Rank	10
Fastest Section Time (Section)	0:11.45 (1000m)
Top Speed [km/h] (Section)	66.1 (1000m)
Race State	Finished



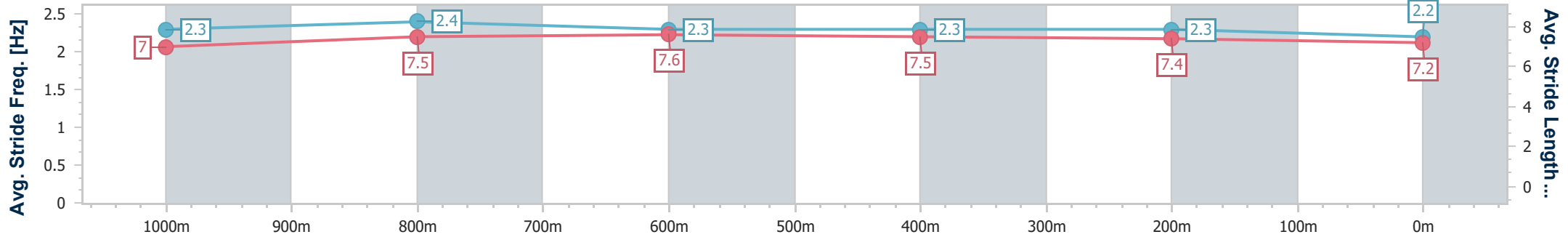
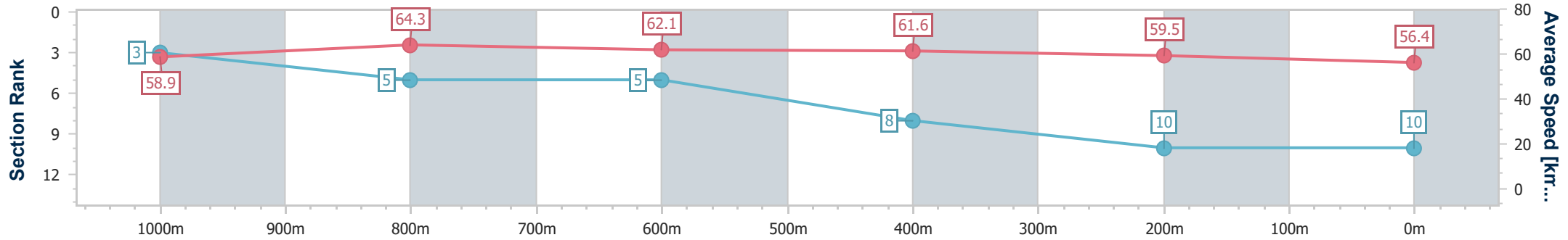
Ipswich QLD Professional
Race 2: IMPERIAL RACING Colts, Geldings and Entires Maiden
Plate - 1200m



01 May 2024 - 13:06

Track Rating: Soft 5, Weather: Fine, Rail Position: +9.5m Entire

Section	Overall	1000m	800m	600m	400m	200m
Section Times	1:13.10 [10] (0:12.23)	1:00.87 [3] (0:11.45)	0:49.42 [5] (0:11.97)	0:37.45 [5] (0:12.12)	0:25.33 [8] (0:12.55)	0:12.78 [10] (0:12.78)
Average Speed [km/h]	58.9	64.3	62.1	61.6	59.5	56.4
Top Speed [km/h]	65.8	66.1	63.8	62.6	60.3	59.5
Avg. Dist. to Rail [m]	12.8	9.6	8.9	9.1	9.8	9.0
Avg. Stride Freq. [Hz]	2.3	2.4	2.3	2.3	2.3	2.2
Avg. Stride Length [m]	7.0	7.5	7.6	7.5	7.4	7.2



- [] Ranking at each section and finish
- .-.- No data available at this section
- NA No data available

Track Rating: Soft 5, Weather: Fine, Rail Position: +9.5m Entire

Section		Field Times											Last 600m	
		Overall	1000m	800m	600m	400m	200m						0:35.86	
		1:10.74 (0:11.73)	0:59.01 (0:11.33)	0:47.68 (0:11.82)	0:35.86 (0:12.45)	0:23.41 (0:11.93)	0:11.48 (0:11.48)							
Rank	TAB	Horse/Jockey	Barrier	Top Speed [km/h]	Fastest Section							Margin	Distance Travelled [m]	
1	3	POWER FLASH Angela Jones	6	65.9 1000m	0:11.35 1000m	1:10.74 [1] (0:11.73)	0:59.01 [2] (0:11.35)	0:47.66 [2] (0:11.80)	0:35.86 [1] (0:12.45)	0:23.41 [1] (0:11.93)	0:11.48 [1] (0:11.48)	1:10.74	0:35.86	
2	1	HI JULES Samantha Collett	1	66.3 Overall	0:11.46 1000m	1:11.10 [2] (0:11.83)	0:59.27 [4] (0:11.46)	0:47.81 [4] (0:11.82)	0:35.99 [3] (0:12.45)	0:23.54 [3] (0:11.87)	0:11.67 [2] (0:11.67)	0.36L	0:35.99	+2
3	10	WINNING EDITION Bailey Wheeler	3	65.5 Overall	0:11.39 200m	1:11.12 [3] (0:11.81)	0:59.31 [3] (0:11.51)	0:47.80 [5] (0:12.07)	0:35.73 [6] (0:12.40)	0:23.33 [7] (0:11.94)	0:11.39 [6] (0:11.39)	0.02L	0:35.73	+5
4	8	ROYLYN LASS Tahlia Fenlon	7	65.1 1000m	0:11.24 200m	1:11.19 [4] (0:12.42)	0:58.77 [9] (0:11.59)	0:47.18 [9] (0:11.84)	0:35.34 [8] (0:12.25)	0:23.09 [9] (0:11.85)	0:11.24 [7] (0:11.24)	0.07L	0:35.34	+0
5	4	STANAGE BAY Damien Thornton	2	64.7 1000m	0:11.53 200m	1:11.23 [5] (0:12.08)	0:59.15 [6] (0:11.54)	0:47.61 [7] (0:11.76)	0:35.85 [5] (0:12.40)	0:23.45 [6] (0:11.92)	0:11.53 [5] (0:11.53)	0.04L	0:35.85	+0
6	6	CASEBOLT Kyle Wilson-Taylor	14	65.6 1000m	0:11.45 1000m	1:11.48 [6] (0:12.12)	0:59.36 [7] (0:11.45)	0:47.91 [6] (0:12.06)	0:35.85 [7] (0:11.97)	0:23.88 [4] (0:12.08)	0:11.80 [4] (0:11.80)	0.25L	0:35.85	+5
7	9	TORERA Mark Du Plessis	4	67.6 1000m	0:11.04 1000m	1:11.49 [7] (0:12.02)	0:59.47 [5] (0:11.04)	0:48.43 [1] (0:11.95)	0:36.48 [2] (0:12.44)	0:24.04 [2] (0:12.08)	0:11.96 [3] (0:11.96)	0.01L	0:36.48	+2
8	5	ANTILLES Casey Waddell	11	64.9 600m	0:11.61 1000m	1:11.74 [8] (0:12.59)	0:59.15 [10] (0:11.61)	0:47.54 [10] (0:12.05)	0:35.49 [10] (0:11.75)	0:23.74 [8] (0:12.06)	0:11.68 [8] (0:11.68)	0.25L	0:35.49	+5
9	2	I AM AMAZES Cejay Graham	9	64.2 800m	0:11.65 1000m	1:11.80 [9] (0:12.21)	0:59.59 [8] (0:11.65)	0:47.94 [8] (0:12.00)	0:35.94 [9] (0:12.24)	0:23.70 [10] (0:12.01)	0:11.69 [9] (0:11.69)	0.06L	0:35.94	+5
10	13	SARA PRONTA Adin Thompson	13	68.7 Overall	0:11.43 1000m	1:12.43 [10] (0:11.73)	1:00.70 [1] (0:11.43)	0:49.27 [3] (0:12.09)	0:37.18 [4] (0:12.38)	0:24.80 [5] (0:12.56)	0:12.24 [10] (0:12.24)	0.63L	0:37.18	+4

Scratched: Strong Martini (#12), Star Diamond (#15), Daunting Lady (#14), Margot's Bullseye (#7), Capital Grenade (#11), Emily Ninety-nine (#16)



Horse/Jockey Name	Power Flash
Final Rank	1
Fastest Section Time (Section)	0:11.35 (1000m)
Top Speed [km/h] (Section)	65.9 (1000m)
Race State	Finished



Ipswich QLD Professional

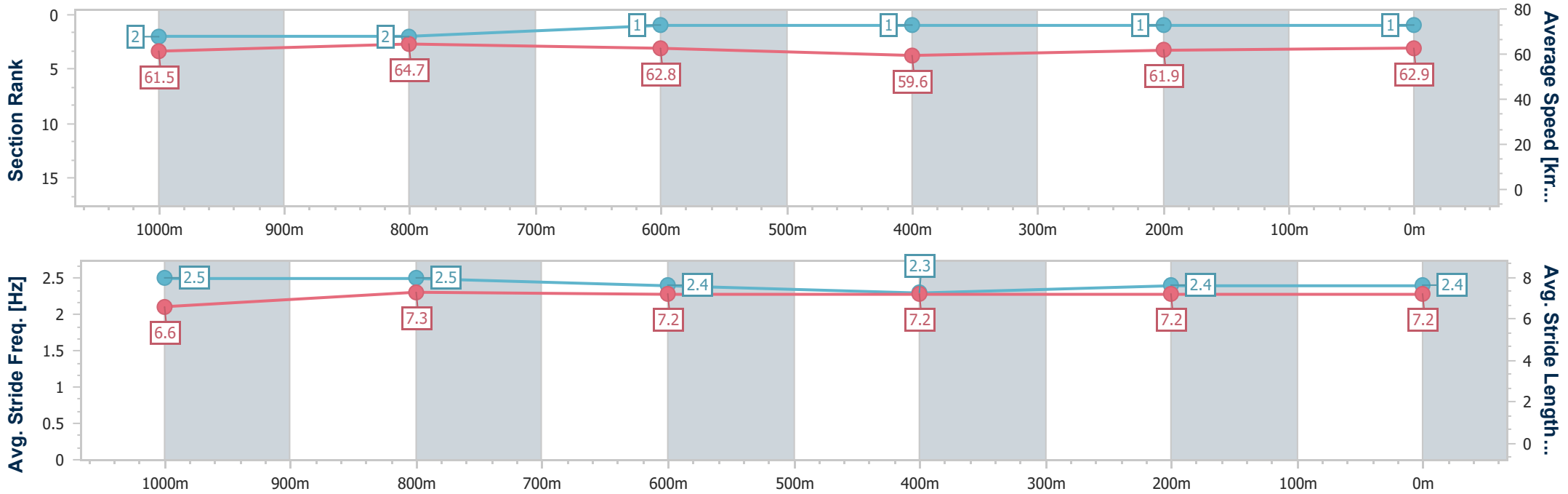
Race 3: SEVEN Fillies and Mares Maiden Plate - 1200m

01 May 2024 - 13:38



Track Rating: Soft 5, Weather: Fine, Rail Position: +9.5m Entire

Section	Overall	1000m	800m	600m	400m	200m
Section Times	1:10.74 [1] (0:11.73)	0:59.01 [2] (0:11.35)	0:47.66 [2] (0:11.80)	0:35.86 [1] (0:12.45)	0:23.41 [1] (0:11.93)	0:11.48 [1] (0:11.48)
Average Speed [km/h]	61.5	64.7	62.8	59.6	61.9	62.9
Top Speed [km/h]	65.8	65.9	64.4	60.3	63.5	63.5
Avg. Dist. to Rail [m]	14.1	9.2	7.8	7.0	7.5	8.2
Avg. Stride Freq. [Hz]	2.5	2.5	2.4	2.3	2.4	2.4
Avg. Stride Length [m]	6.6	7.3	7.2	7.2	7.2	7.2



- [] Ranking at each section and finish
- .-.- No data available at this section
- NA No data available



Horse/Jockey Name	Hi Jules
Final Rank	2
Fastest Section Time (Section)	0:11.46 (1000m)
Top Speed [km/h] (Section)	66.3 (Overall)
Race State	Finished



Ipswich QLD Professional

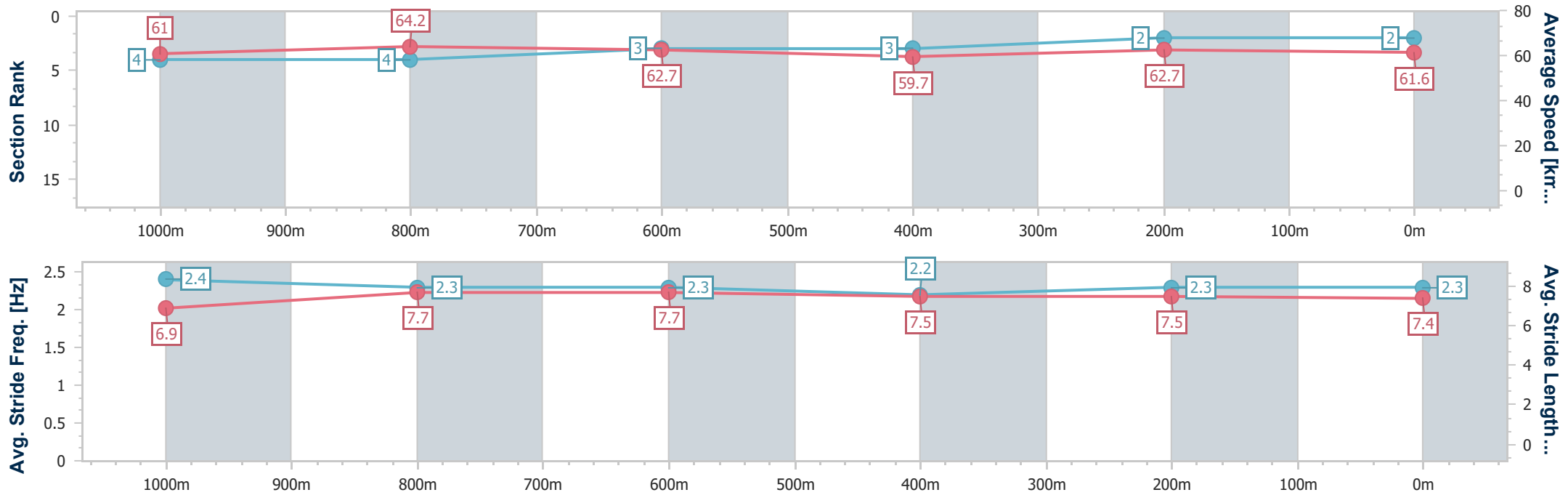
Race 3: SEVEN Fillies and Mares Maiden Plate - 1200m

01 May 2024 - 13:38



Track Rating: Soft 5, Weather: Fine, Rail Position: +9.5m Entire

Section	Overall	1000m	800m	600m	400m	200m
Section Times	1:11.10 [2] (0:11.83)	0:59.27 [4] (0:11.46)	0:47.81 [4] (0:11.82)	0:35.99 [3] (0:12.45)	0:23.54 [3] (0:11.87)	0:11.67 [2] (0:11.67)
Average Speed [km/h]	61.0	64.2	62.7	59.7	62.7	61.6
Top Speed [km/h]	66.3	65.8	63.8	60.6	64.6	63.7
Avg. Dist. to Rail [m]	11.2	8.6	8.3	8.1	8.5	11.4
Avg. Stride Freq. [Hz]	2.4	2.3	2.3	2.2	2.3	2.3
Avg. Stride Length [m]	6.9	7.7	7.7	7.5	7.5	7.4



- [] Ranking at each section and finish
- .-.- No data available at this section
- NA No data available



Horse/Jockey Name	Winning Edition
Final Rank	3
Fastest Section Time (Section)	0:11.39 (200m)
Top Speed [km/h] (Section)	65.5 (Overall)
Race State	Finished



Ipswich QLD Professional

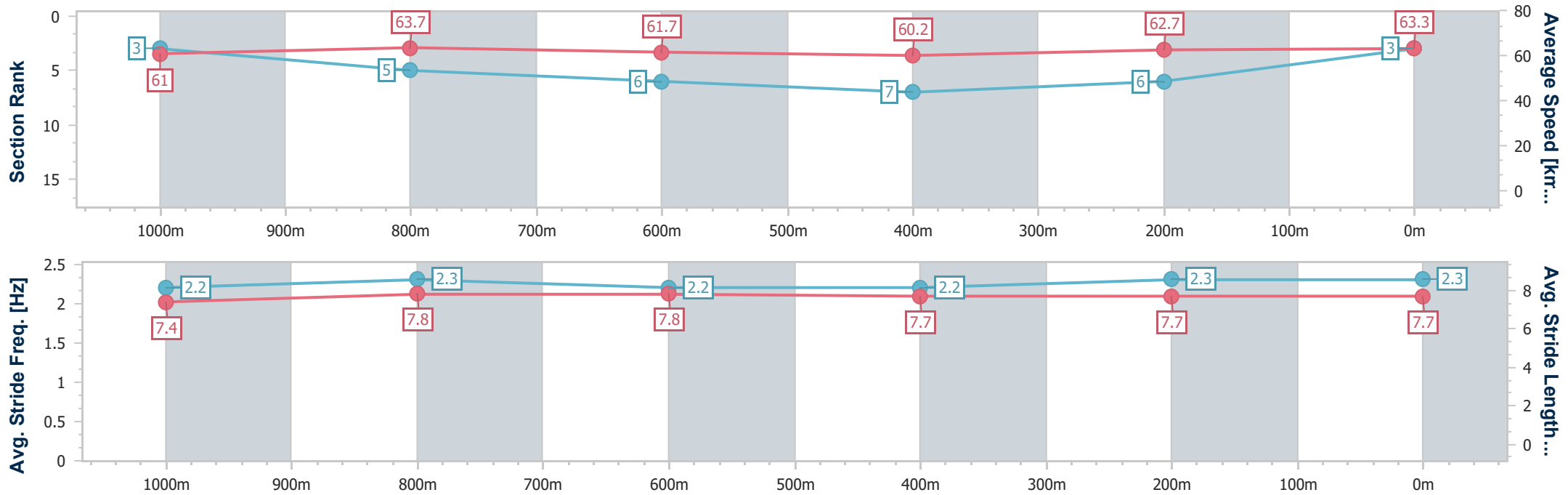
Race 3: SEVEN Fillies and Mares Maiden Plate - 1200m

01 May 2024 - 13:38



Track Rating: Soft 5, Weather: Fine, Rail Position: +9.5m Entire

Section	Overall	1000m	800m	600m	400m	200m
Section Times	1:11.12 [3] (0:11.81)	0:59.31 [3] (0:11.51)	0:47.80 [5] (0:12.07)	0:35.73 [6] (0:12.40)	0:23.33 [7] (0:11.94)	0:11.39 [6]
Average Speed [km/h]	61.0	63.7	61.7	60.2	62.7	63.3
Top Speed [km/h]	65.5	65.5	63.1	61.8	64.8	64.3
Avg. Dist. to Rail [m]	12.0	9.2	8.9	9.1	10.8	13.0
Avg. Stride Freq. [Hz]	2.2	2.3	2.2	2.2	2.3	2.3
Avg. Stride Length [m]	7.4	7.8	7.8	7.7	7.7	7.7



- [] Ranking at each section and finish
- .-.- No data available at this section
- NA No data available



Horse/Jockey Name	Roylyn Lass
Final Rank	4
Fastest Section Time (Section)	0:11.24 (200m)
Top Speed [km/h] (Section)	65.1 (1000m)
Race State	Finished



Ipswich QLD Professional

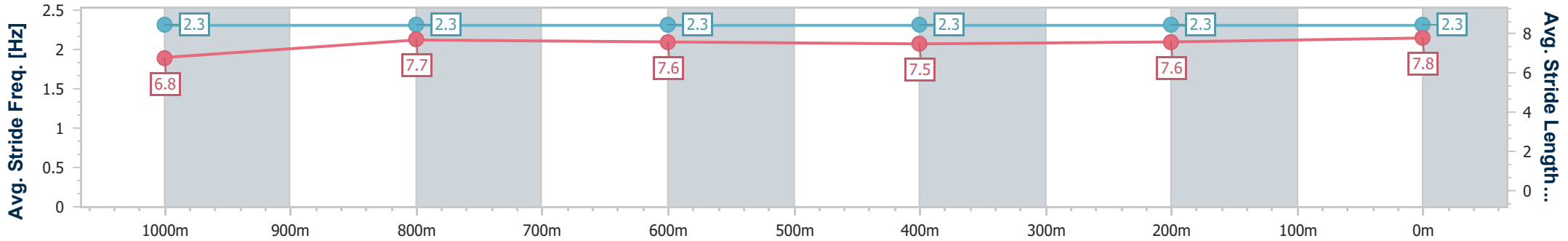
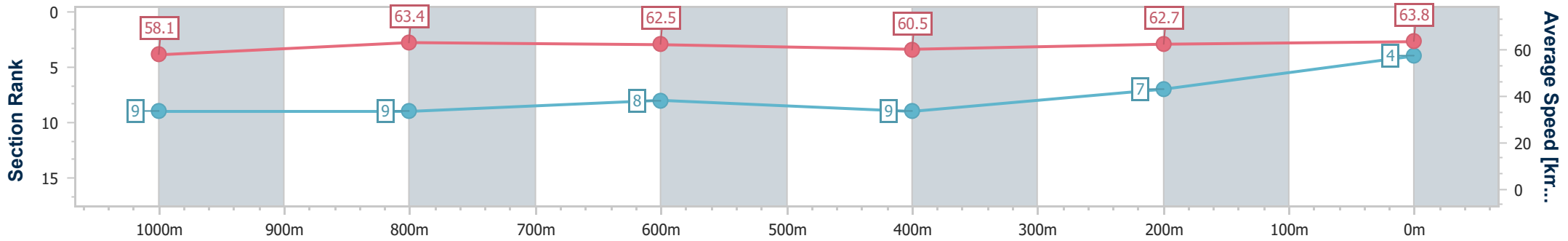
Race 3: SEVEN Fillies and Mares Maiden Plate - 1200m

01 May 2024 - 13:38



Track Rating: Soft 5, Weather: Fine, Rail Position: +9.5m Entire

Section	Overall	1000m	800m	600m	400m	200m
Section Times	1:11.19 [4] (0:12.42)	0:58.77 [9] (0:11.59)	0:47.18 [9] (0:11.84)	0:35.34 [8] (0:12.25)	0:23.09 [9] (0:11.85)	0:11.24 [7]
Average Speed [km/h]	58.1	63.4	62.5	60.5	62.7	63.8
Top Speed [km/h]	64.0	65.1	63.5	63.5	64.8	64.7
Avg. Dist. to Rail [m]	14.0	9.2	7.7	7.4	7.6	9.2
Avg. Stride Freq. [Hz]	2.3	2.3	2.3	2.3	2.3	2.3
Avg. Stride Length [m]	6.8	7.7	7.6	7.5	7.6	7.8



- [] Ranking at each section and finish
- .-.- No data available at this section
- NA No data available



Horse/Jockey Name	Stange Bay
Final Rank	5
Fastest Section Time (Section)	0:11.53 (200m)
Top Speed [km/h] (Section)	64.7 (1000m)
Race State	Finished



Ipswich QLD Professional

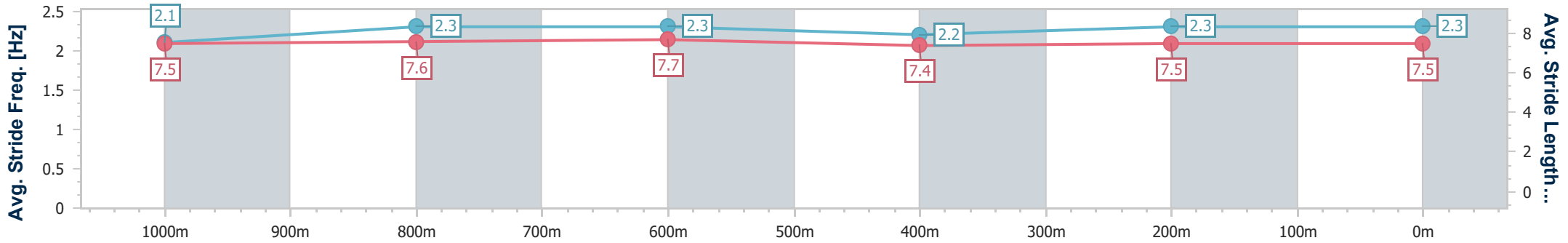
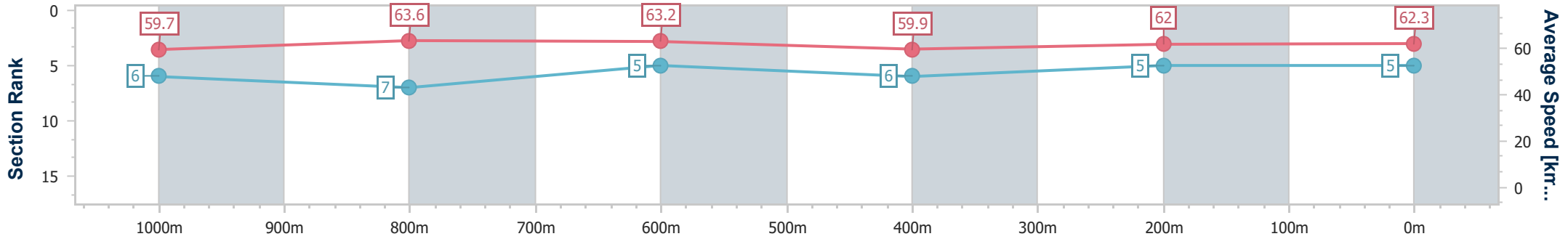
Race 3: SEVEN Fillies and Mares Maiden Plate - 1200m

01 May 2024 - 13:38



Track Rating: Soft 5, Weather: Fine, Rail Position: +9.5m Entire

Section	Overall	1000m	800m	600m	400m	200m
Section Times	1:11.23 [5] (0:12.08)	0:59.15 [6] (0:11.54)	0:47.61 [7] (0:11.76)	0:35.85 [5] (0:12.40)	0:23.45 [6] (0:11.92)	0:11.53 [5]
Average Speed [km/h]	59.7	63.6	63.2	59.9	62.0	62.3
Top Speed [km/h]	64.1	64.7	63.6	62.1	63.8	63.0
Avg. Dist. to Rail [m]	12.0	9.2	7.9	7.5	7.7	8.0
Avg. Stride Freq. [Hz]	2.1	2.3	2.3	2.2	2.3	2.3
Avg. Stride Length [m]	7.5	7.6	7.7	7.4	7.5	7.5



- [] Ranking at each section and finish
- .-.- No data available at this section
- NA No data available



Horse/Jockey Name	Casebolt
Final Rank	6
Fastest Section Time (Section)	0:11.45 (1000m)
Top Speed [km/h] (Section)	65.6 (1000m)
Race State	Finished



Ipswich QLD Professional

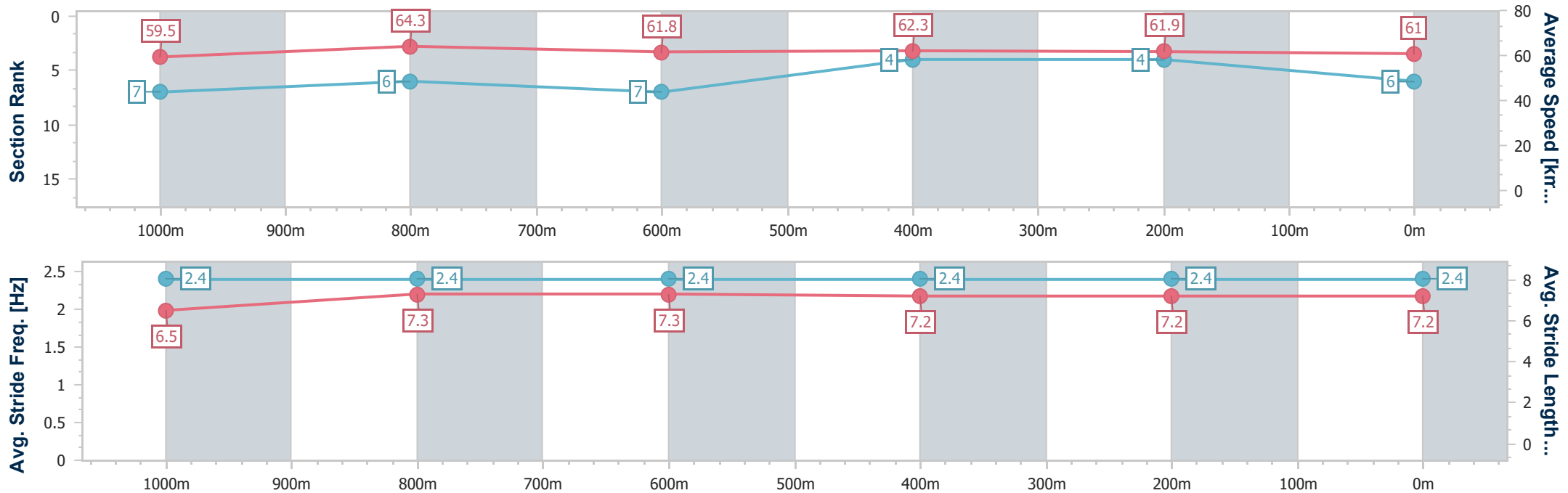
Race 3: SEVEN Fillies and Mares Maiden Plate - 1200m

01 May 2024 - 13:38



Track Rating: Soft 5, Weather: Fine, Rail Position: +9.5m Entire

Section	Overall	1000m	800m	600m	400m	200m
Section Times	1:11.48 [6] (0:12.12)	0:59.36 [7] (0:11.45)	0:47.91 [6] (0:12.06)	0:35.85 [7] (0:11.97)	0:23.88 [4] (0:12.08)	0:11.80 [4] (0:11.80)
Average Speed [km/h]	59.5	64.3	61.8	62.3	61.9	61.0
Top Speed [km/h]	65.3	65.6	63.9	63.9	62.9	62.1
Avg. Dist. to Rail [m]	17.2	10.2	9.4	9.3	9.6	11.3
Avg. Stride Freq. [Hz]	2.4	2.4	2.4	2.4	2.4	2.4
Avg. Stride Length [m]	6.5	7.3	7.3	7.2	7.2	7.2



- [] Ranking at each section and finish
- .-.- No data available at this section
- NA No data available



Horse/Jockey Name	Torera
Final Rank	7
Fastest Section Time (Section)	0:11.04 (1000m)
Top Speed [km/h] (Section)	67.6 (1000m)
Race State	Finished



Ipswich QLD Professional

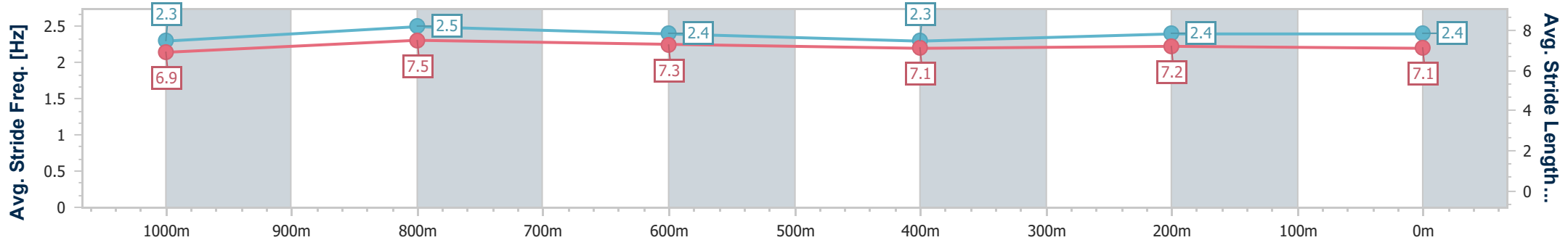
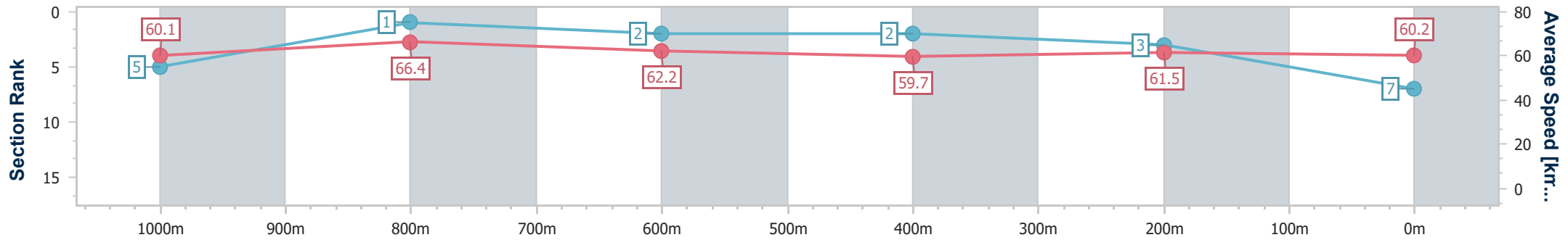
Race 3: SEVEN Fillies and Mares Maiden Plate - 1200m

01 May 2024 - 13:38



Track Rating: Soft 5, Weather: Fine, Rail Position: +9.5m Entire

Section	Overall	1000m	800m	600m	400m	200m
Section Times	1:11.49 [7] (0:12.02)	0:59.47 [5] (0:11.04)	0:48.43 [1] (0:11.95)	0:36.48 [2] (0:12.44)	0:24.04 [2] (0:12.08)	0:11.96 [3] (0:11.96)
Average Speed [km/h]	60.1	66.4	62.2	59.7	61.5	60.2
Top Speed [km/h]	66.6	67.6	65.8	60.6	62.0	61.8
Avg. Dist. to Rail [m]	14.5	10.6	8.4	7.6	8.5	10.4
Avg. Stride Freq. [Hz]	2.3	2.5	2.4	2.3	2.4	2.4
Avg. Stride Length [m]	6.9	7.5	7.3	7.1	7.2	7.1



- [] Ranking at each section and finish
- .-.- No data available at this section
- NA No data available



Horse/Jockey Name	Antilles
Final Rank	8
Fastest Section Time (Section)	0:11.61 (1000m)
Top Speed [km/h] (Section)	64.9 (600m)
Race State	Finished



Ipswich QLD Professional

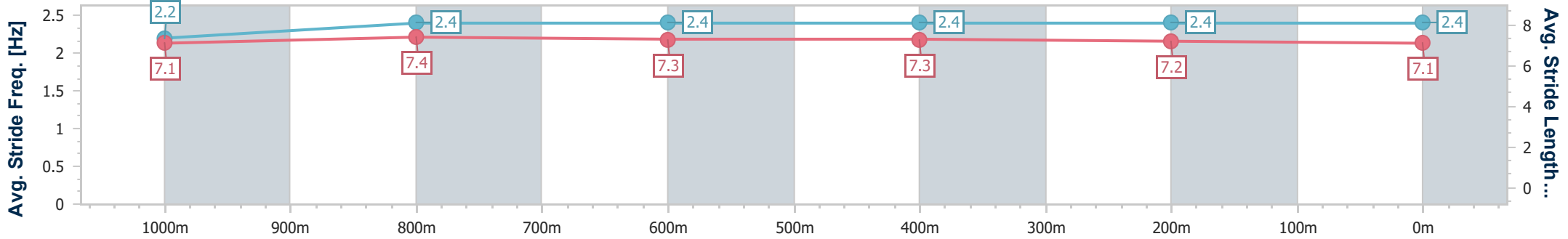
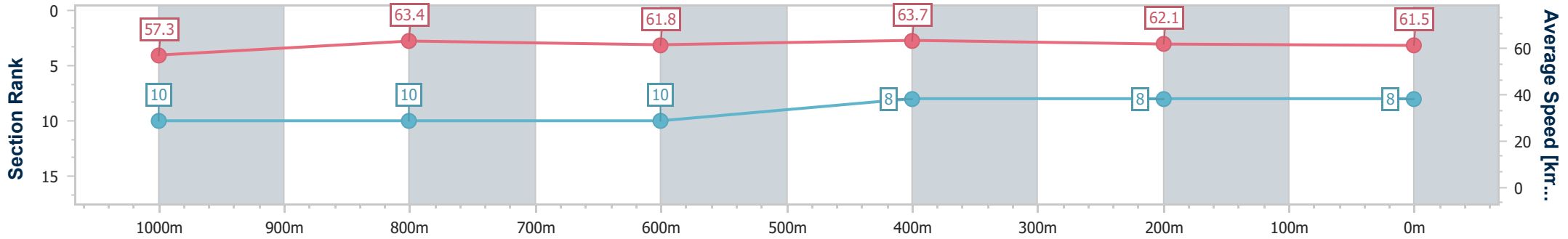
Race 3: SEVEN Fillies and Mares Maiden Plate - 1200m

01 May 2024 - 13:38



Track Rating: Soft 5, Weather: Fine, Rail Position: +9.5m Entire

Section	Overall	1000m	800m	600m	400m	200m
Section Times	1:11.74 [8] (0:12.59)	0:59.15 [10] (0:11.61)	0:47.54 [10] (0:12.05)	0:35.49 [10] (0:11.75)	0:23.74 [8] (0:12.06)	0:11.68 [8] (0:11.68)
Average Speed [km/h]	57.3	63.4	61.8	63.7	62.1	61.5
Top Speed [km/h]	63.3	64.7	63.5	64.9	63.5	63.2
Avg. Dist. to Rail [m]	15.3	9.7	8.5	9.6	11.3	14.1
Avg. Stride Freq. [Hz]	2.2	2.4	2.4	2.4	2.4	2.4
Avg. Stride Length [m]	7.1	7.4	7.3	7.3	7.2	7.1



- [] Ranking at each section and finish
- .-.- No data available at this section
- NA No data available



Horse/Jockey Name	I Am Amazes
Final Rank	9
Fastest Section Time (Section)	0:11.65 (1000m)
Top Speed [km/h] (Section)	64.2 (800m)
Race State	Finished



Ipswich QLD Professional

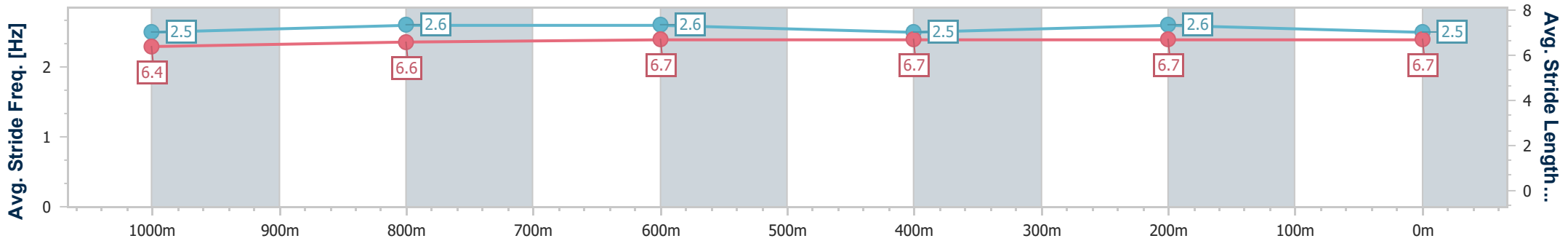
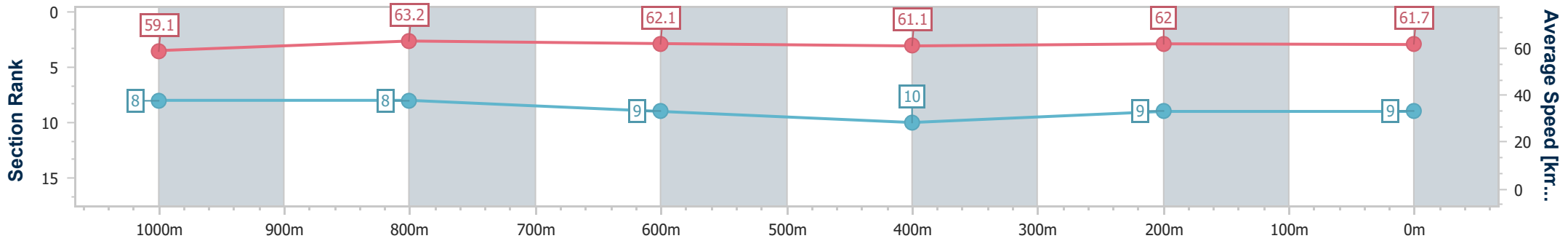
Race 3: SEVEN Fillies and Mares Maiden Plate - 1200m

01 May 2024 - 13:38



Track Rating: Soft 5, Weather: Fine, Rail Position: +9.5m Entire

Section	Overall	1000m	800m	600m	400m	200m
Section Times	1:11.80 [9] (0:12.21)	0:59.59 [8] (0:11.65)	0:47.94 [8] (0:12.00)	0:35.94 [9] (0:12.24)	0:23.70 [10] (0:12.01)	0:11.69 [9] (0:11.69)
Average Speed [km/h]	59.1	63.2	62.1	61.1	62.0	61.7
Top Speed [km/h]	64.1	64.0	64.2	63.2	63.3	63.0
Avg. Dist. to Rail [m]	15.8	10.4	9.4	9.2	10.0	12.7
Avg. Stride Freq. [Hz]	2.5	2.6	2.6	2.5	2.6	2.5
Avg. Stride Length [m]	6.4	6.6	6.7	6.7	6.7	6.7



- [] Ranking at each section and finish
- .-.- No data available at this section
- NA No data available



Horse/Jockey Name	Sara Pronta
Final Rank	10
Fastest Section Time (Section)	0:11.43 (1000m)
Top Speed [km/h] (Section)	68.7 (Overall)
Race State	Finished



Ipswich QLD Professional

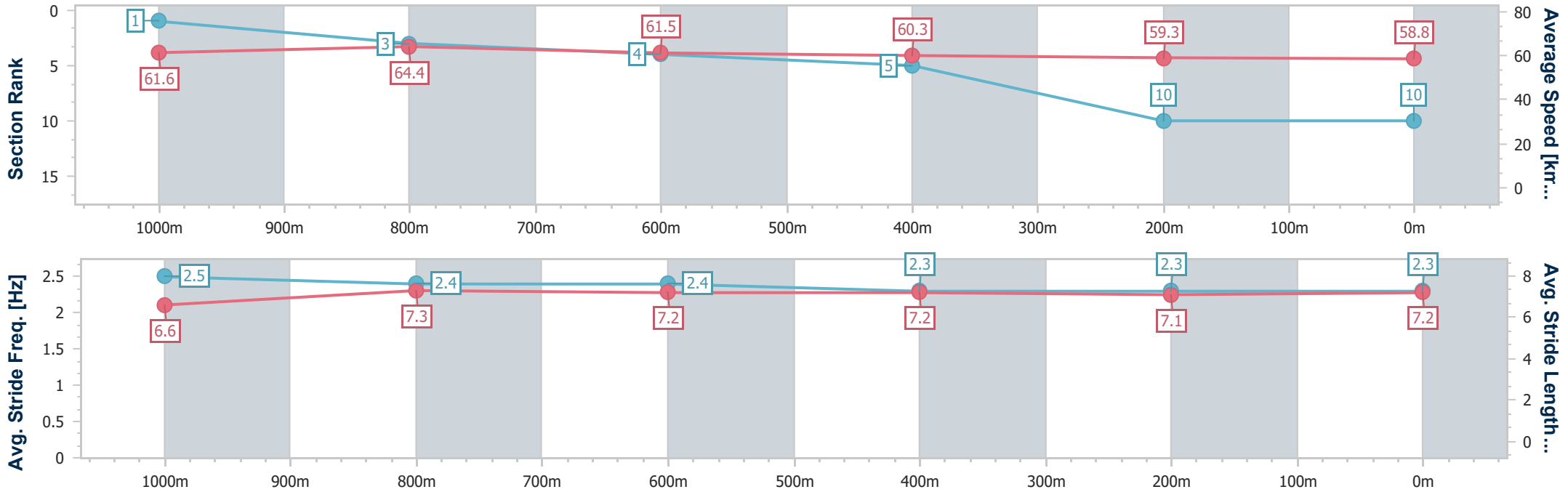
Race 3: SEVEN Fillies and Mares Maiden Plate - 1200m

01 May 2024 - 13:38



Track Rating: Soft 5, Weather: Fine, Rail Position: +9.5m Entire

Section	Overall	1000m	800m	600m	400m	200m
Section Times	1:12.43 [10] (0:11.73)	1:00.70 [1] (0:11.43)	0:49.27 [3] (0:12.09)	0:37.18 [4] (0:12.38)	0:24.80 [5] (0:12.56)	0:12.24 [10] (0:12.24)
Average Speed [km/h]	61.6	64.4	61.5	60.3	59.3	58.8
Top Speed [km/h]	68.7	68.4	62.8	61.1	61.1	60.5
Avg. Dist. to Rail [m]	17.2	10.4	8.9	8.5	9.4	9.7
Avg. Stride Freq. [Hz]	2.5	2.4	2.4	2.3	2.3	2.3
Avg. Stride Length [m]	6.6	7.3	7.2	7.2	7.1	7.2



- [] Ranking at each section and finish
- .-.- No data available at this section
- NA No data available

Track Rating: Soft 5, Weather: Fine, Rail Position: +9.5m Entire

Section										Last 600m		
Field Times		Overall	600m	400m	200m						0:32.71	
		0:44.68 (0:11.97)	0:32.71 (0:10.43)	0:22.28 (0:11.02)	0:11.26 (0:11.26)							
Rank	TAB	Horse/Jockey	Barrier	Top Speed [km/h]	Fastest Section					Margin	Distance Travelled [m]	
1	1	FLAMING CONQUEST Yvette Lewis	1	72.0 600m	0:10.43 600m	0:44.68 [1] (0:11.97)	0:32.71 [2] (0:10.43)	0:22.28 [1] (0:11.02)	0:11.26 [1] (0:11.26)	0:44.68	0:32.71	
2	3	CAPITAL REIGN Micheal Hellyer	3	72.1 Overall	0:10.49 600m	0:44.77 [2] (0:12.02)	0:32.75 [3] (0:10.49)	0:22.26 [3] (0:11.05)	0:11.21 [3] (0:11.21)	0.09L	0:32.75 +3	
3	7	BECAUSE THE NIGHT Stacey Callow	2	71.5 600m	0:10.46 600m	0:44.80 [3] (0:12.32)	0:32.48 [6] (0:10.46)	0:22.02 [4] (0:10.95)	0:11.07 [4] (0:11.07)	0.03L	0:32.48 +2	
4	10	CAMPAI Samantha Collett	11	72.5 Overall	0:10.49 600m	0:44.90 [4] (0:11.97)	0:32.93 [1] (0:10.49)	0:22.44 [2] (0:11.05)	0:11.39 [2] (0:11.39)	0.1L	0:32.93 +5	
5	8	CABRINELLA Bailey Wheeler	7	71.6 600m	0:10.68 600m	0:44.97 [5] (0:12.47)	0:32.50 [9] (0:10.68)	0:21.82 [10] (0:10.88)	0:10.94 [6] (0:10.94)	0.07L	0:32.50 +5	
6	4	HOT OR NOT Cejay Graham	6	69.8 Overall	0:10.81 600m	0:45.17 [6] (0:12.04)	0:33.13 [4] (0:10.81)	0:22.32 [5] (0:11.09)	0:11.23 [5] (0:11.23)	0.2L	0:33.13 +3	
7	5	AL PAL'S GAL Les Tilley	10	71.9 600m	0:10.65 600m	0:45.24 [7] (0:12.46)	0:32.78 [8] (0:10.65)	0:22.13 [9] (0:11.09)	0:11.04 [10] (0:11.04)	0.07L	0:32.78 +5	
8	11	PIANIST Angela Jones	5	71.1 Overall	0:10.67 600m	0:45.31 [8] (0:12.43)	0:32.88 [7] (0:10.67)	0:22.21 [8] (0:11.05)	0:11.16 [7] (0:11.16)	0.07L	0:32.88 +4	
9	6	COSMIC SERENADE Jag Guthmann-Chester	8	69.7 Overall	0:10.86 600m	0:45.39 [9] (0:12.18)	0:33.21 [5] (0:10.86)	0:22.35 [6] (0:11.12)	0:11.23 [9] (0:11.23)	0.08L	0:33.21 +3	
10	2	GLOBAL CITIZEN Justin Huxtable	4	71.4 600m	0:10.58 600m	0:45.73 [10] (0:12.51)	0:33.22 [10] (0:10.58)	0:22.64 [7] (0:11.06)	0:11.58 [8] (0:11.58)	0.34L	0:33.22 +1	

Scratched: Palazzo Spirit (#12), Fastheartbeat (#9)



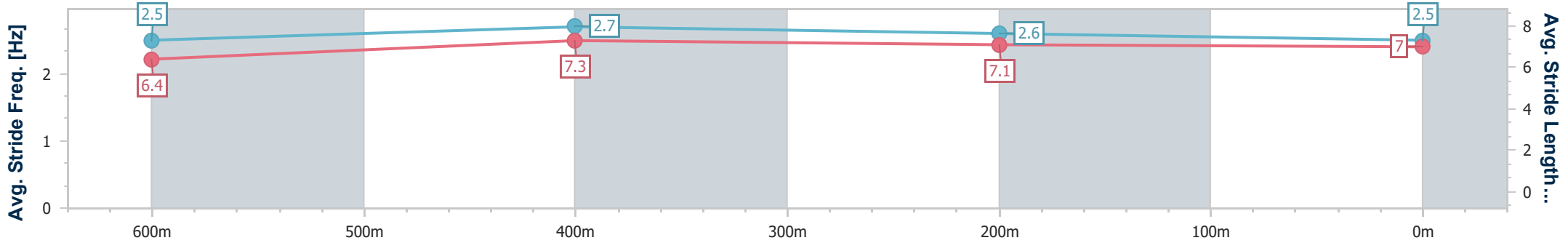
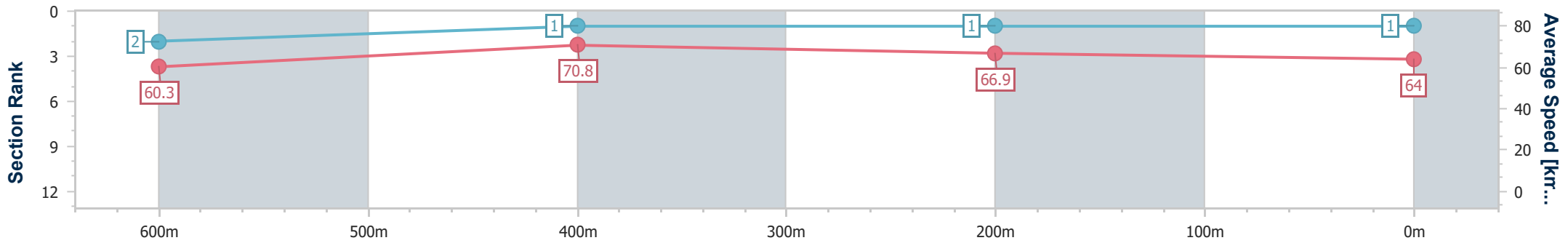
Horse/Jockey Name	Flaming Conquest
Final Rank	1
Fastest Section Time (Section)	0:10.43 (600m)
Top Speed [km/h] (Section)	72.0 (600m)
Race State	Finished



Ipswich QLD Professional
 Race 4: GREAT NORTHERN BENCHMARK 70 Handicap - 800m
 01 May 2024 - 14:13
 Track Rating: Soft 5, Weather: Fine, Rail Position: +9.5m Entire



Section	Overall	600m	400m	200m
Section Times	0:44.68 [1] (0:11.97)	0:32.71 [2] (0:10.43)	0:22.28 [1] (0:11.02)	0:11.26 [1] (0:11.26)
Average Speed [km/h]	60.3	70.8	66.9	64.0
Top Speed [km/h]	71.9	72.0	68.6	66.4
Avg. Dist. to Rail [m]	8.8	7.6	6.9	7.9
Avg. Stride Freq. [Hz]	2.5	2.7	2.6	2.5
Avg. Stride Length [m]	6.4	7.3	7.1	7.0



- [] Ranking at each section and finish
- .-.- No data available at this section
- NA No data available



Horse/Jockey Name	Capital Reign
Final Rank	2
Fastest Section Time (Section)	0:10.49 (600m)
Top Speed [km/h] (Section)	72.1 (Overall)
Race State	Finished



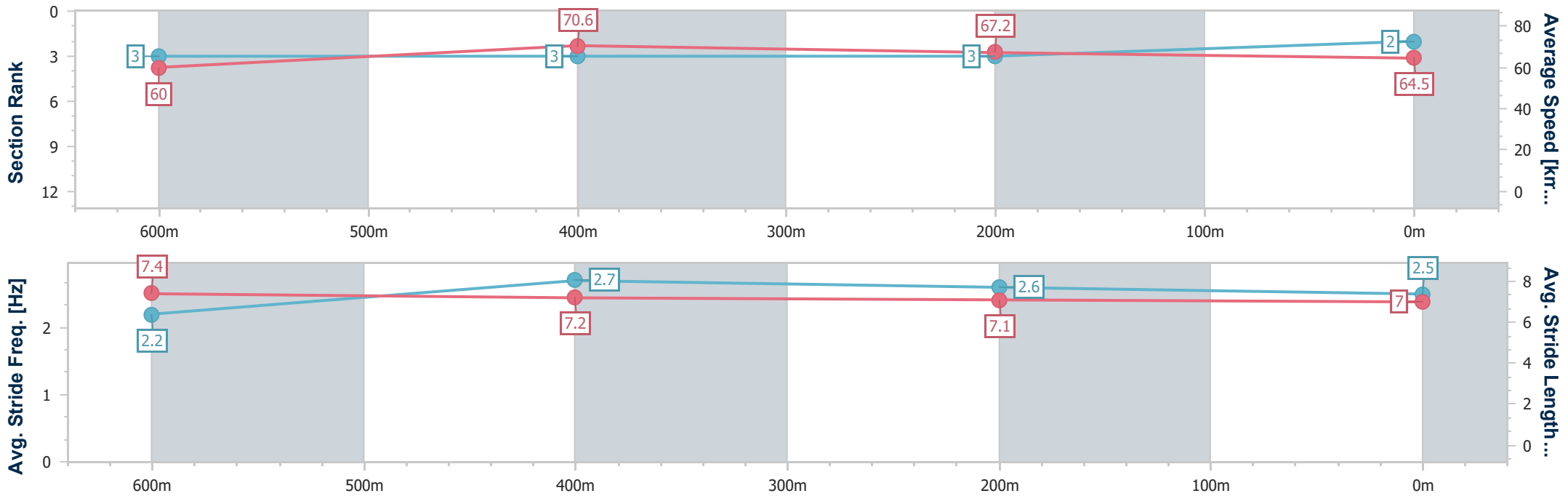
Ipswich QLD Professional
Race 4: GREAT NORTHERN BENCHMARK 70 Handicap - 800m



01 May 2024 - 14:13

Track Rating: Soft 5, Weather: Fine, Rail Position: +9.5m Entire

Section	Overall	600m	400m	200m
Section Times	0:44.77 [2] (0:12.02)	0:32.75 [3] (0:10.49)	0:22.26 [3] (0:11.05)	0:11.21 [3] (0:11.21)
Average Speed [km/h]	60.0	70.6	67.2	64.5
Top Speed [km/h]	72.1	72.0	68.8	66.0
Avg. Dist. to Rail [m]	11.0	8.8	8.5	8.8
Avg. Stride Freq. [Hz]	2.2	2.7	2.6	2.5
Avg. Stride Length [m]	7.4	7.2	7.1	7.0



- [] Ranking at each section and finish
- .-.- No data available at this section
- NA No data available



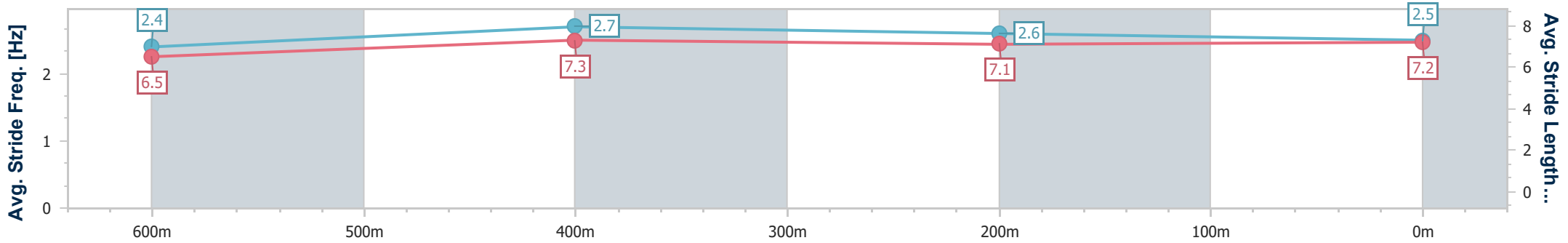
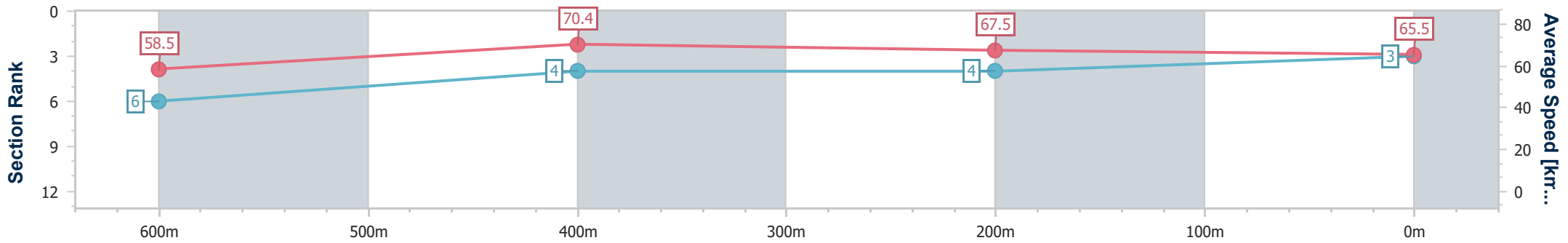
Horse/Jockey Name	Because The Night
Final Rank	3
Fastest Section Time (Section)	0:10.46 (600m)
Top Speed [km/h] (Section)	71.5 (600m)
Race State	Finished



Ipswich QLD Professional
 Race 4: GREAT NORTHERN BENCHMARK 70 Handicap - 800m
 01 May 2024 - 14:13
 Track Rating: Soft 5, Weather: Fine, Rail Position: +9.5m Entire



Section	Overall	600m	400m	200m
Section Times	0:44.80 [3] (0:12.32)	0:32.48 [6] (0:10.46)	0:22.02 [4] (0:10.95)	0:11.07 [4] (0:11.07)
Average Speed [km/h]	58.5	70.4	67.5	65.5
Top Speed [km/h]	70.7	71.5	69.2	67.0
Avg. Dist. to Rail [m]	10.0	7.6	7.1	7.9
Avg. Stride Freq. [Hz]	2.4	2.7	2.6	2.5
Avg. Stride Length [m]	6.5	7.3	7.1	7.2



- [] Ranking at each section and finish
- .-.- No data available at this section
- NA No data available



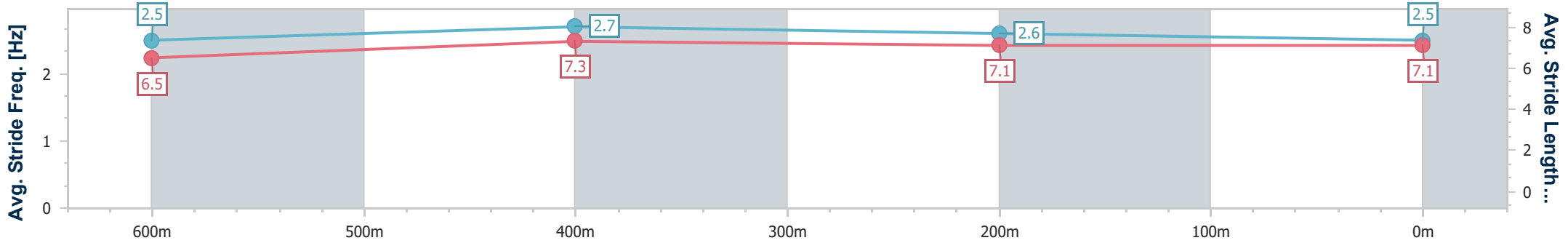
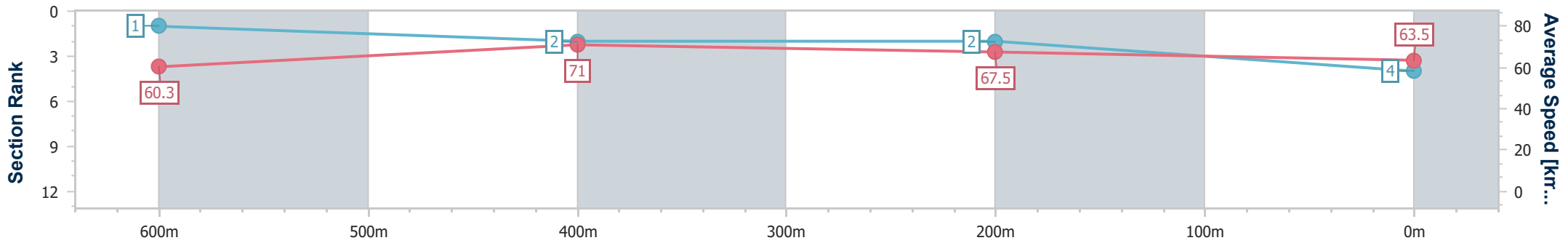
Horse/Jockey Name	Campai
Final Rank	4
Fastest Section Time (Section)	0:10.49 (600m)
Top Speed [km/h] (Section)	72.5 (Overall)
Race State	Finished



Ipswich QLD Professional
 Race 4: GREAT NORTHERN BENCHMARK 70 Handicap - 800m
 01 May 2024 - 14:13
 Track Rating: Soft 5, Weather: Fine, Rail Position: +9.5m Entire



Section	Overall	600m	400m	200m
Section Times	0:44.90 [4] (0:11.97)	0:32.93 [1] (0:10.49)	0:22.44 [2] (0:11.05)	0:11.39 [2] (0:11.39)
Average Speed [km/h]	60.3	71.0	67.5	63.5
Top Speed [km/h]	72.5	72.4	69.0	65.5
Avg. Dist. to Rail [m]	15.9	10.7	9.7	10.7
Avg. Stride Freq. [Hz]	2.5	2.7	2.6	2.5
Avg. Stride Length [m]	6.5	7.3	7.1	7.1



- [] Ranking at each section and finish
- .-.- No data available at this section
- NA No data available



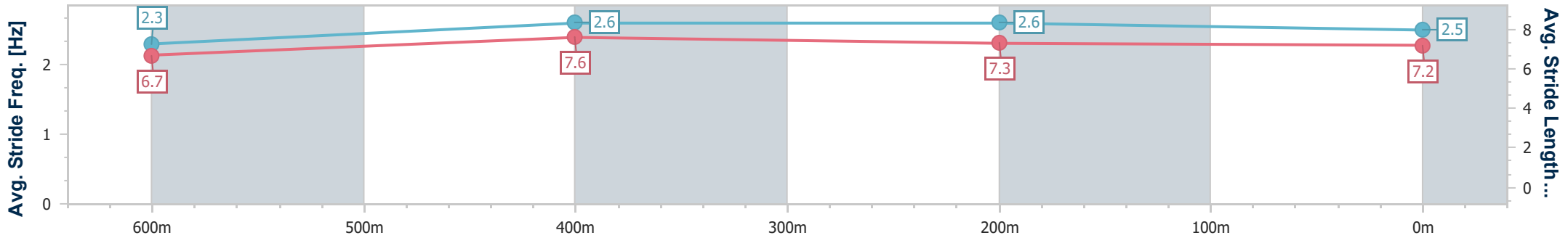
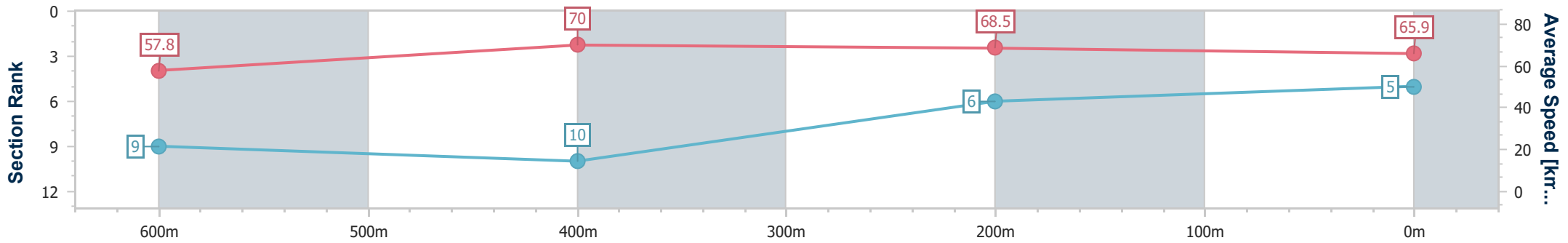
Horse/Jockey Name	Cabrinella
Final Rank	5
Fastest Section Time (Section)	0:10.68 (600m)
Top Speed [km/h] (Section)	71.6 (600m)
Race State	Finished



Ipswich QLD Professional
 Race 4: GREAT NORTHERN BENCHMARK 70 Handicap - 800m
 01 May 2024 - 14:13
 Track Rating: Soft 5, Weather: Fine, Rail Position: +9.5m Entire



Section	Overall	600m	400m	200m
Section Times	0:44.97 [5] (0:12.47)	0:32.50 [9] (0:10.68)	0:21.82 [10] (0:10.88)	0:10.94 [6] (0:10.94)
Average Speed [km/h]	57.8	70.0	68.5	65.9
Top Speed [km/h]	69.8	71.6	69.8	68.5
Avg. Dist. to Rail [m]	14.3	11.0	10.6	11.2
Avg. Stride Freq. [Hz]	2.3	2.6	2.6	2.5
Avg. Stride Length [m]	6.7	7.6	7.3	7.2



- [] Ranking at each section and finish
- .-.- No data available at this section
- NA No data available



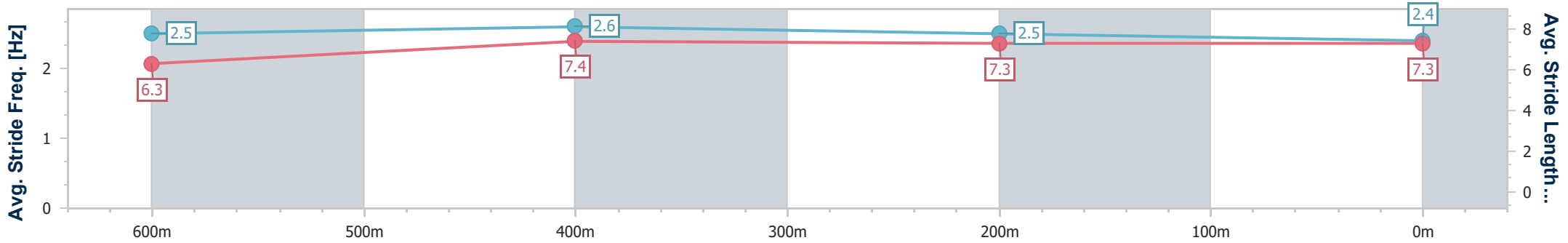
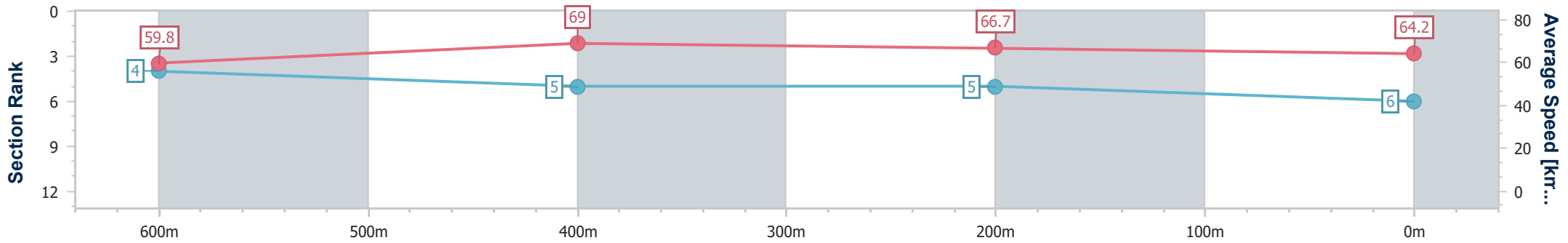
Horse/Jockey Name	Hot Or Not
Final Rank	6
Fastest Section Time (Section)	0:10.81 (600m)
Top Speed [km/h] (Section)	69.8 (Overall)
Race State	Finished



Ipswich QLD Professional
 Race 4: GREAT NORTHERN BENCHMARK 70 Handicap - 800m
 01 May 2024 - 14:13
 Track Rating: Soft 5, Weather: Fine, Rail Position: +9.5m Entire



Section	Overall	600m	400m	200m
Section Times	0:45.17 [6] (0:12.04)	0:33.13 [4] (0:10.81)	0:22.32 [5] (0:11.09)	0:11.23 [5] (0:11.23)
Average Speed [km/h]	59.8	69.0	66.7	64.2
Top Speed [km/h]	69.8	69.5	67.9	66.1
Avg. Dist. to Rail [m]	13.4	10.1	8.3	8.6
Avg. Stride Freq. [Hz]	2.5	2.6	2.5	2.4
Avg. Stride Length [m]	6.3	7.4	7.3	7.3



- [] Ranking at each section and finish
- .-.- No data available at this section
- NA No data available



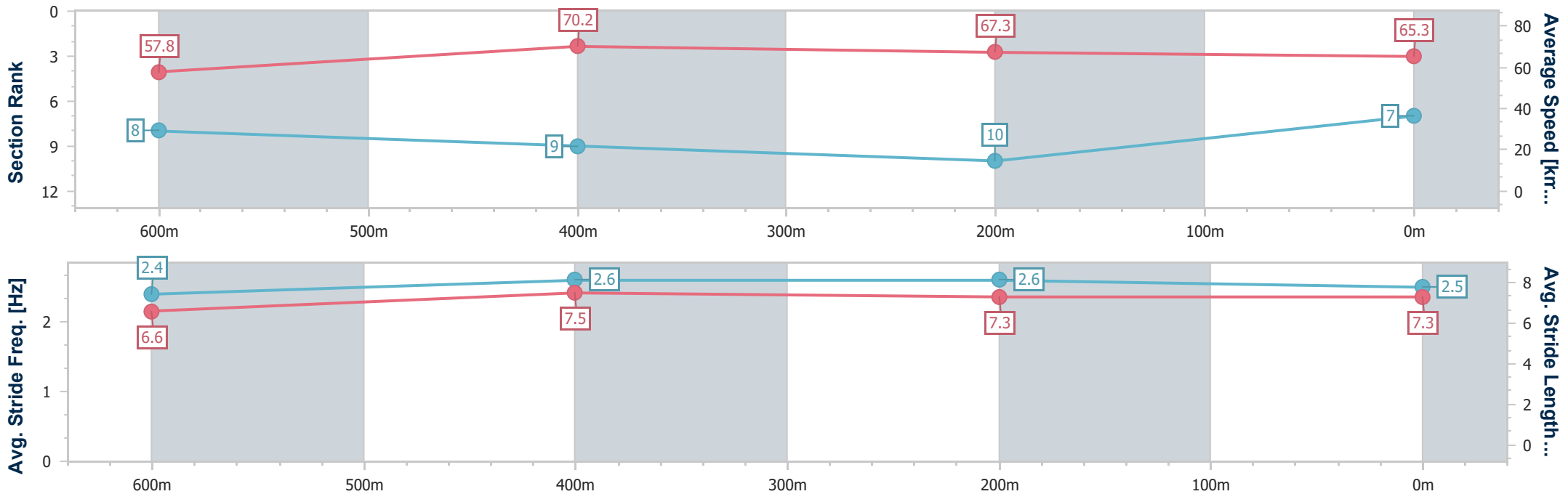
Horse/Jockey Name	Al Pal's Gal
Final Rank	7
Fastest Section Time (Section)	0:10.65 (600m)
Top Speed [km/h] (Section)	71.9 (600m)
Race State	Finished



Ipswich QLD Professional
 Race 4: GREAT NORTHERN BENCHMARK 70 Handicap - 800m
 01 May 2024 - 14:13
 Track Rating: Soft 5, Weather: Fine, Rail Position: +9.5m Entire



Section	Overall	600m	400m	200m
Section Times	0:45.24 [7] (0:12.46)	0:32.78 [8] (0:10.65)	0:22.13 [9] (0:11.09)	0:11.04 [10] (0:11.04)
Average Speed [km/h]	57.8	70.2	67.3	65.3
Top Speed [km/h]	71.2	71.9	68.3	66.5
Avg. Dist. to Rail [m]	15.7	11.6	10.7	11.7
Avg. Stride Freq. [Hz]	2.4	2.6	2.6	2.5
Avg. Stride Length [m]	6.6	7.5	7.3	7.3



- [] Ranking at each section and finish
- .-.- No data available at this section
- NA No data available



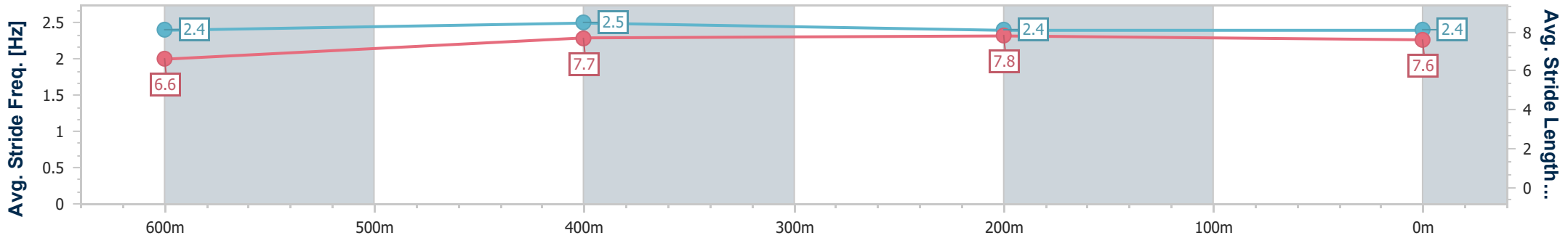
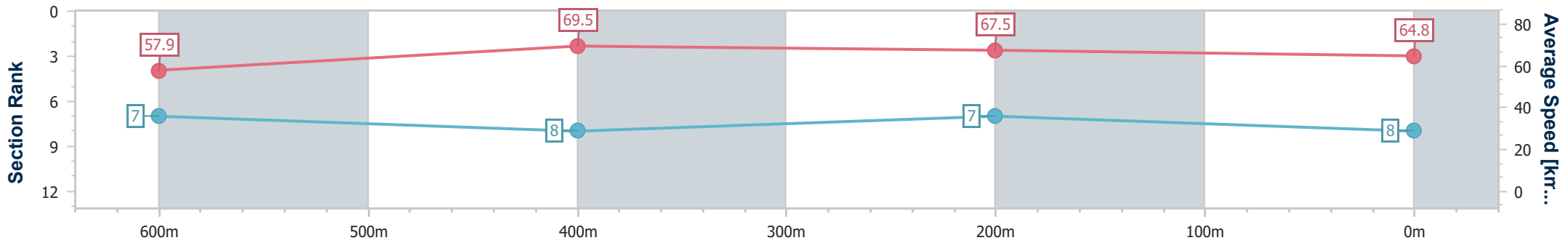
Horse/Jockey Name	Pianist
Final Rank	8
Fastest Section Time (Section)	0:10.67 (600m)
Top Speed [km/h] (Section)	71.1 (Overall)
Race State	Finished



Ipswich QLD Professional
 Race 4: GREAT NORTHERN BENCHMARK 70 Handicap - 800m
 01 May 2024 - 14:13
 Track Rating: Soft 5, Weather: Fine, Rail Position: +9.5m Entire



Section	Overall	600m	400m	200m
Section Times	0:45.31 [8] (0:12.43)	0:32.88 [7] (0:10.67)	0:22.21 [8] (0:11.05)	0:11.16 [7] (0:11.16)
Average Speed [km/h]	57.9	69.5	67.5	64.8
Top Speed [km/h]	71.1	70.8	67.8	66.7
Avg. Dist. to Rail [m]	13.1	9.7	8.4	7.5
Avg. Stride Freq. [Hz]	2.4	2.5	2.4	2.4
Avg. Stride Length [m]	6.6	7.7	7.8	7.6



- [] Ranking at each section and finish
- .-.- No data available at this section
- NA No data available



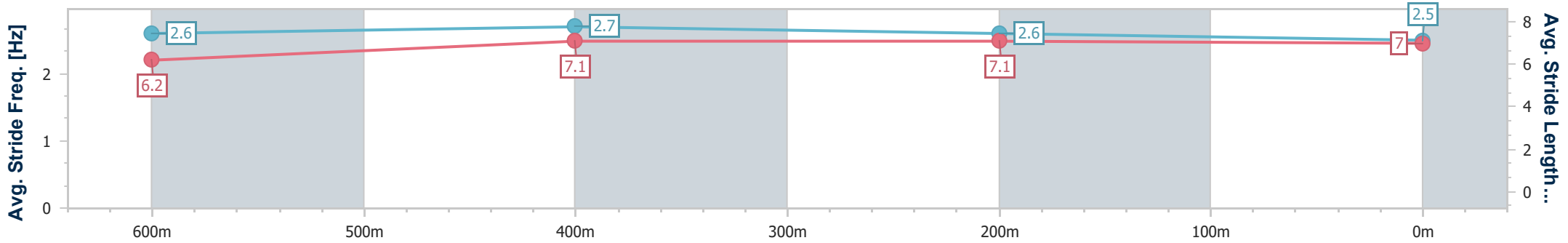
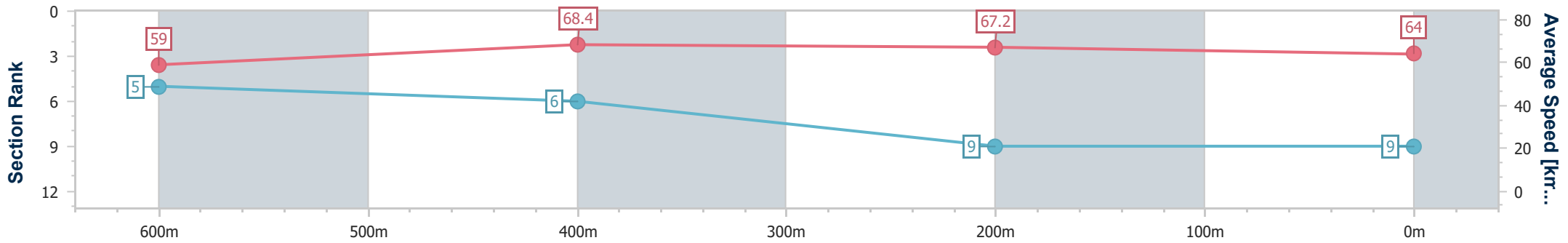
Horse/Jockey Name	Cosmic Serenade
Final Rank	9
Fastest Section Time (Section)	0:10.86 (600m)
Top Speed [km/h] (Section)	69.7 (Overall)
Race State	Finished



Ipswich QLD Professional
 Race 4: GREAT NORTHERN BENCHMARK 70 Handicap - 800m
 01 May 2024 - 14:13
 Track Rating: Soft 5, Weather: Fine, Rail Position: +9.5m Entire



Section	Overall	600m	400m	200m
Section Times	0:45.39 [9] (0:12.18)	0:33.21 [5] (0:10.86)	0:22.35 [6] (0:11.12)	0:11.23 [9] (0:11.23)
Average Speed [km/h]	59.0	68.4	67.2	64.0
Top Speed [km/h]	69.7	69.7	68.3	66.5
Avg. Dist. to Rail [m]	14.7	9.9	10.2	11.0
Avg. Stride Freq. [Hz]	2.6	2.7	2.6	2.5
Avg. Stride Length [m]	6.2	7.1	7.1	7.0



- [] Ranking at each section and finish
- .-.- No data available at this section
- NA No data available



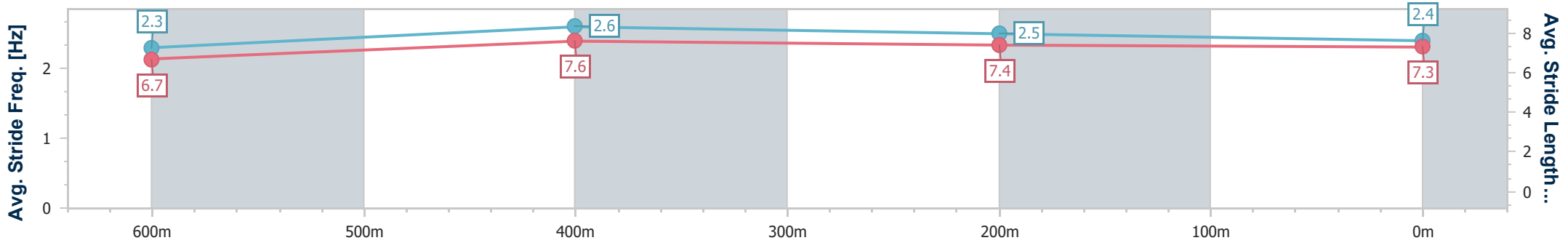
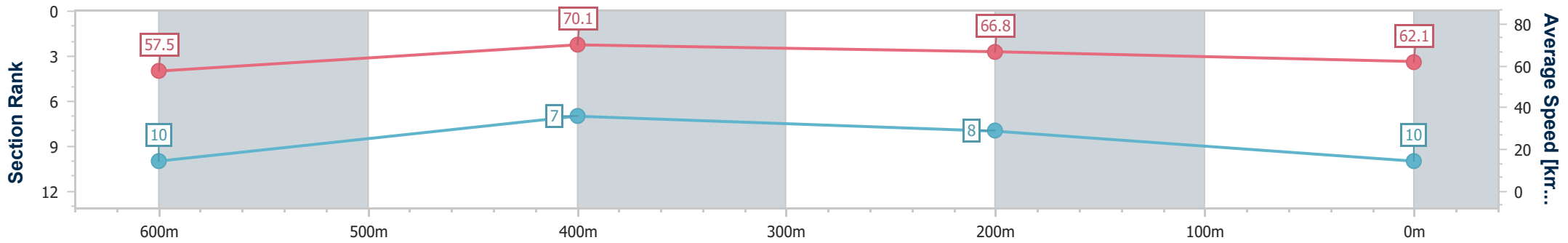
Horse/Jockey Name	Global Citizen
Final Rank	10
Fastest Section Time (Section)	0:10.58 (600m)
Top Speed [km/h] (Section)	71.4 (600m)
Race State	Finished



Ipswich QLD Professional
 Race 4: GREAT NORTHERN BENCHMARK 70 Handicap - 800m
 01 May 2024 - 14:13
 Track Rating: Soft 5, Weather: Fine, Rail Position: +9.5m Entire



Section	Overall	600m	400m	200m
Section Times	0:45.73 [10] (0:12.51)	0:33.22 [10] (0:10.58)	0:22.64 [7] (0:11.06)	0:11.58 [8] (0:11.58)
Average Speed [km/h]	57.5	70.1	66.8	62.1
Top Speed [km/h]	70.1	71.4	68.1	66.1
Avg. Dist. to Rail [m]	10.6	8.2	7.2	6.2
Avg. Stride Freq. [Hz]	2.3	2.6	2.5	2.4
Avg. Stride Length [m]	6.7	7.6	7.4	7.3



- [] Ranking at each section and finish
- .-.- No data available at this section
- NA No data available

Track Rating: Soft 5, Weather: Fine, Rail Position: +9.5m Entire

Section		Overall	1600m	1400m	1200m	1000m	800m	600m	Last 600m				
Field Times		1:43.55 (0:08.51)	1:35.04 (0:11.15)	1:23.89 (0:11.62)	1:12.27 (0:12.37)	0:59.90 (0:12.19)	0:47.71 (0:12.14)	0:35.57 (0:11.72)	0:35.57				
Rank	TAB Horse/Jockey	Barrier	Top Speed [km/h]	Fastest Section									Distance Travelled [m]
1	11 KINETIC Ryan Maloney	3	64.9 1600m	0:08.75 Overall	1:43.55 [1] (0:08.75)	1:34.80 [5] (0:11.47)	1:23.33 [4] (0:11.71)	1:11.62 [4] (0:12.12)	0:59.50 [4] (0:12.14)	0:47.36 [3] (0:12.06)	0:35.30 [4] (0:11.73)	0:35.30	
2	17 BITOFTHEBLARNEY Jake Bayliss	6	64.8 800m	0:09.04 Overall	1:43.86 [2] (0:09.04)	1:34.82 [7] (0:11.46)	1:23.36 [7] (0:11.75)	1:11.61 [7] (0:12.28)	0:59.33 [7] (0:12.11)	0:47.22 [7] (0:11.64)	0:35.58 [5] (0:11.45)	0:35.58	+7
3	5 SIAN STAR Cejay Graham	9	65.8 1600m	0:08.51 Overall	1:43.98 [3] (0:08.51)	1:35.47 [1] (0:11.23)	1:24.24 [2] (0:11.67)	1:12.57 [2] (0:12.41)	1:00.16 [2] (0:12.15)	0:48.01 [2] (0:12.07)	0:35.94 [2] (0:11.66)	0:35.94	+3
4	7 HOUSTON ROCKET Justin Huxtable	4	64.5 1600m	0:09.00 Overall	1:44.21 [4] (0:09.00)	1:35.21 [6] (0:11.48)	1:23.73 [6] (0:11.75)	1:11.98 [6] (0:12.16)	0:59.82 [6] (0:12.13)	0:47.69 [6] (0:11.91)	0:35.78 [7] (0:11.76)	0:35.78	+6
5	9 APERITIVO Samantha Collett	2	66.5 1600m	0:08.52 Overall	1:44.43 [5] (0:08.52)	1:35.91 [2] (0:11.14)	1:24.77 [1] (0:11.62)	1:13.15 [1] (0:12.37)	1:00.78 [1] (0:12.19)	0:48.59 [1] (0:12.14)	0:36.45 [1] (0:11.77)	0:36.45	-1
6	2 JUPITUS Vlad Duric	13	67.4 800m	0:09.24 Overall	1:44.54 [6] (0:09.24)	1:35.30 [8] (0:11.54)	1:23.76 [8] (0:11.79)	1:11.97 [8] (0:12.27)	0:59.70 [8] (0:12.16)	0:47.54 [8] (0:11.61)	0:35.93 [8] (0:11.49)	0:35.93	+13
7	4 BASSAC LANE Robbie Dolan	10	63.6 1600m	0:08.68 Overall	1:44.69 [7] (0:08.68)	1:36.01 [4] (0:11.55)	1:24.46 [5] (0:11.78)	1:12.68 [5] (0:12.25)	1:00.43 [5] (0:12.14)	0:48.29 [5] (0:11.95)	0:36.34 [6] (0:12.06)	0:36.34	+5
8	1 LEATHER JACKET LEW Boris Thornton	5	64.3 1600m	0:08.55 Overall	1:44.87 [8] (0:08.55)	1:36.32 [3] (0:11.46)	1:24.86 [3] (0:11.70)	1:13.16 [3] (0:12.33)	1:00.83 [3] (0:12.16)	0:48.67 [4] (0:11.88)	0:36.79 [3] (0:11.93)	0:36.79	+7

Scratched: Sienna's Award (#13), Brave Maso (#10), Tambourine Man (#14), Shy Guy (#12), Mannerheim (#16), Two Smokin Barrels (#6), Aswaat (#8), Kerchak (#3), New Level (#15)

Track Rating: Soft 5, Weather: Fine, Rail Position: +9.5m Entire

Section				400m	200m			Last 600m			
Field Times				0:23.85 (0:11.80)	0:12.05 (0:12.05)			0:35.57			
Rank	TAB	Horse/Jockey	Barrier	Top Speed [km/h]	Fastest Section	Margin				Distance Travelled [m]	
1	11	KINETIC Ryan Maloney	3	64.9 1600m	0:08.75 Overall	0:23.57 [4] (0:11.67)	0:11.90 [3] (0:11.90)	1:43.55		0:35.30	
2	17	BITOFTHEBLARNEY Jake Bayliss	6	64.8 800m	0:09.04 Overall	0:24.13 [2] (0:11.77)	0:12.36 [1] (0:12.36)	0.31L		0:35.58	+7
3	5	SIAN STAR Cejay Graham	9	65.8 1600m	0:08.51 Overall	0:24.28 [1] (0:11.84)	0:12.44 [2] (0:12.44)	0.12L		0:35.94	+3
4	7	HOUSTON ROCKET Justin Huxtable	4	64.5 1600m	0:09.00 Overall	0:24.02 [7] (0:11.96)	0:12.06 [6] (0:12.06)	0.23L		0:35.78	+6
5	9	APERITIVO Samantha Collett	2	66.5 1600m	0:08.52 Overall	0:24.68 [3] (0:12.00)	0:12.68 [4] (0:12.68)	0.22L		0:36.45	-1
6	2	JUPITUS Vlad Duric	13	67.4 800m	0:09.24 Overall	0:24.44 [6] (0:11.95)	0:12.49 [5] (0:12.49)	0.11L		0:35.93	+13
7	4	BASSAC LANE Robbie Dolan	10	63.6 1600m	0:08.68 Overall	0:24.28 [8] (0:11.93)	0:12.35 [8] (0:12.35)	0.15L		0:36.34	+5
8	1	LEATHER JACKET LEW Boris Thornton	5	64.3 1600m	0:08.55 Overall	0:24.86 [5] (0:12.26)	0:12.60 [7] (0:12.60)	0.18L		0:36.79	+7

Scratched: Sienna's Award (#13), Brave Maso (#10), Tambourine Man (#14), Shy Guy (#12), Mannerheim (#16), Two Smokin Barrels (#6), Aswaat (#8), Kerchak (#3), New Level (#15)



Horse/Jockey Name	Kinetic
Final Rank	1
Fastest Section Time (Section)	0:08.75 (Overall)
Top Speed [km/h] (Section)	64.9 (1600m)
Race State	Finished



Ipswich QLD Professional

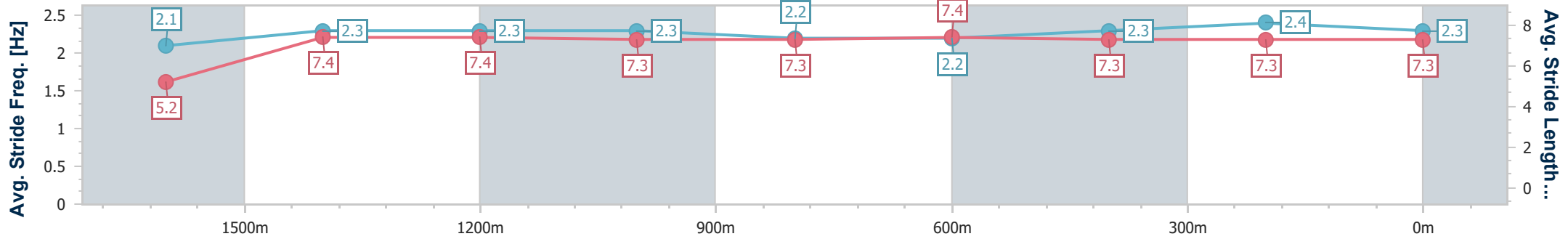
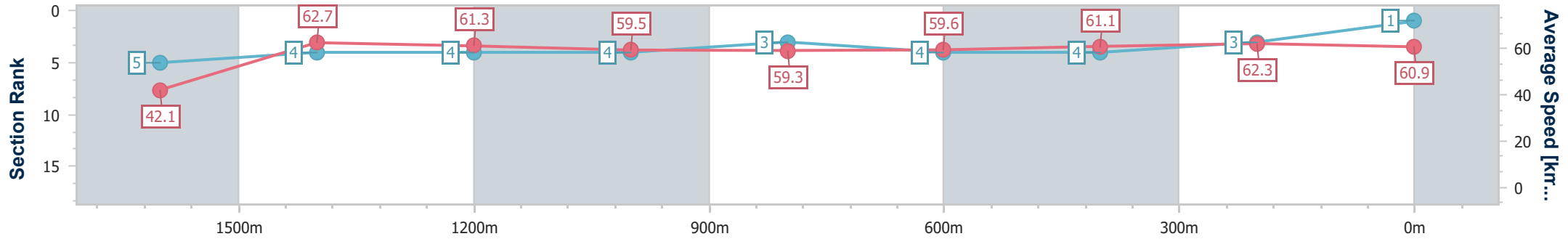
Race 5: SCHWEPPE'S BENCHMARK 68 Handicap - 1700m

01 May 2024 - 14:53



Track Rating: Soft 5, Weather: Fine, Rail Position: +9.5m Entire

Section	Overall	1600m	1400m	1200m	1000m	800m	600m	400m	200m
Section Times	1:43.55 [1] (0:08.75)	1:34.80 [5] (0:11.47)	1:23.33 [4] (0:11.71)	1:11.62 [4] (0:12.12)	0:59.50 [4] (0:12.14)	0:47.36 [3] (0:12.06)	0:35.30 [4] (0:11.73)	0:23.57 [4] (0:11.67)	0:11.90 [3] (0:11.90)
Average Speed [km/h]	42.1	62.7	61.3	59.5	59.3	59.6	61.1	62.3	60.9
Top Speed [km/h]	60.3	64.9	62.3	60.3	60.2	60.4	62.0	63.4	63.0
Avg. Dist. to Rail [m]	18.3	1.0	1.0	0.9	0.9	1.2	0.9	1.8	2.4
Avg. Stride Freq. [Hz]	2.1	2.3	2.3	2.3	2.2	2.2	2.3	2.4	2.3
Avg. Stride Length [m]	5.2	7.4	7.4	7.3	7.3	7.4	7.3	7.3	7.3



- [] Ranking at each section and finish
- .-.- No data available at this section
- NA No data available



Horse/Jockey Name	Bitoftheblarney
Final Rank	2
Fastest Section Time (Section)	0:09.04 (Overall)
Top Speed [km/h] (Section)	64.8 (800m)
Race State	Finished



Ipswich QLD Professional

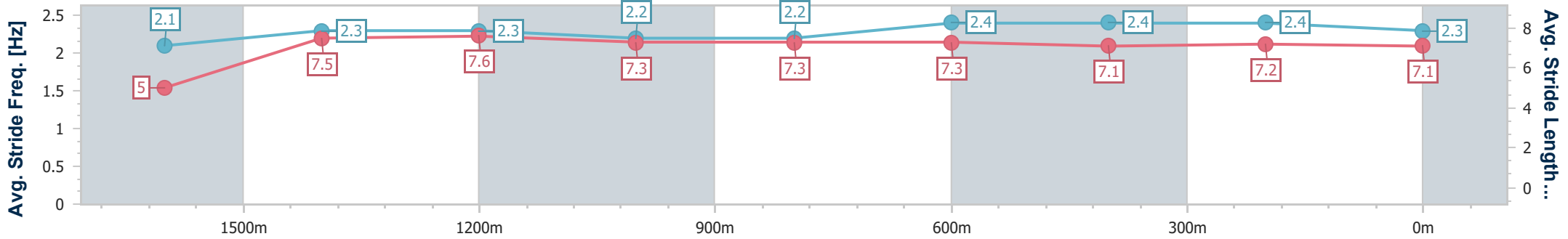
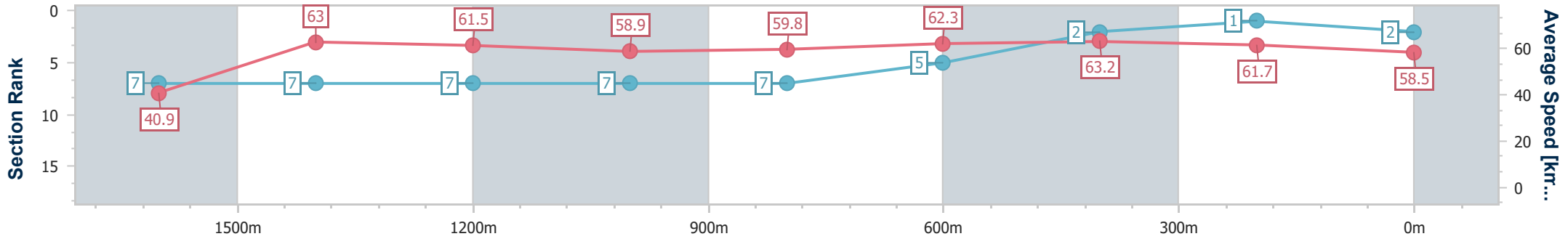
Race 5: SCHWEPPE'S BENCHMARK 68 Handicap - 1700m

01 May 2024 - 14:53



Track Rating: Soft 5, Weather: Fine, Rail Position: +9.5m Entire

Section	Overall	1600m	1400m	1200m	1000m	800m	600m	400m	200m
Section Times	1:43.86 [2] (0:09.04)	1:34.82 [7] (0:11.46)	1:23.36 [7] (0:11.75)	1:11.61 [7] (0:12.28)	0:59.33 [7] (0:12.11)	0:47.22 [7] (0:11.64)	0:35.58 [5] (0:11.45)	0:24.13 [2] (0:11.77)	0:12.36 [1] (0:12.36)
Average Speed [km/h]	40.9	63.0	61.5	58.9	59.8	62.3	63.2	61.7	58.5
Top Speed [km/h]	60.3	64.2	63.8	60.1	61.8	64.8	64.1	63.0	60.6
Avg. Dist. to Rail [m]	21.0	0.4	0.5	0.3	0.1	0.9	1.2	0.9	1.5
Avg. Stride Freq. [Hz]	2.1	2.3	2.3	2.2	2.2	2.4	2.4	2.4	2.3
Avg. Stride Length [m]	5.0	7.5	7.6	7.3	7.3	7.3	7.1	7.2	7.1



- [] Ranking at each section and finish
- .-.- No data available at this section
- NA No data available



Horse/Jockey Name	Sian Star
Final Rank	3
Fastest Section Time (Section)	0:08.51 (Overall)
Top Speed [km/h] (Section)	65.8 (1600m)
Race State	Finished



Ipswich QLD Professional

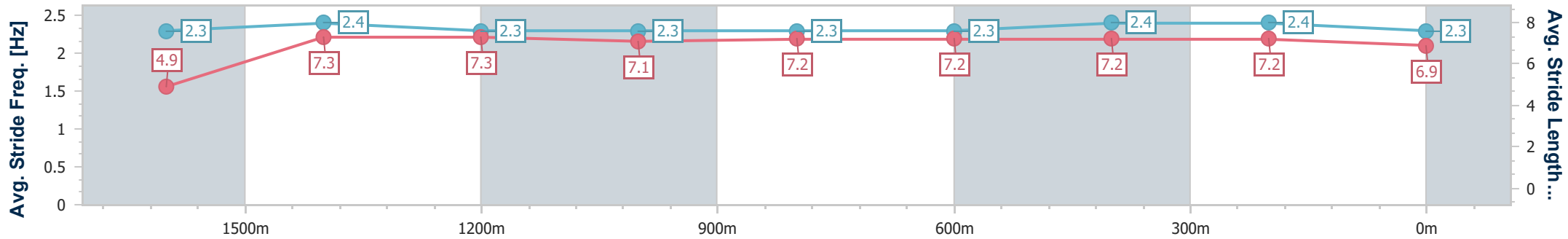
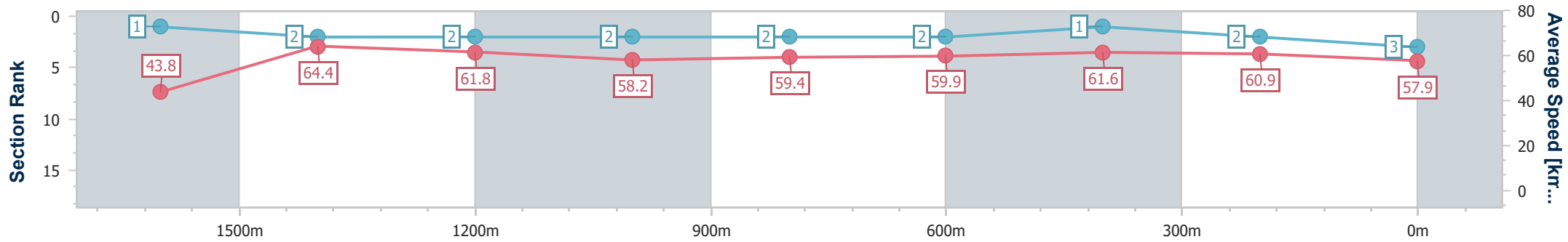
Race 5: SCHWEPPE'S BENCHMARK 68 Handicap - 1700m

01 May 2024 - 14:53



Track Rating: Soft 5, Weather: Fine, Rail Position: +9.5m Entire

Section	Overall	1600m	1400m	1200m	1000m	800m	600m	400m	200m
Section Times	1:43.98 [3] (0:08.51)	1:35.47 [1] (0:11.23)	1:24.24 [2] (0:11.67)	1:12.57 [2] (0:12.41)	1:00.16 [2] (0:12.15)	0:48.01 [2] (0:12.07)	0:35.94 [2] (0:11.66)	0:24.28 [1] (0:11.84)	0:12.44 [2] (0:12.44)
Average Speed [km/h]	43.8	64.4	61.8	58.2	59.4	59.9	61.6	60.9	57.9
Top Speed [km/h]	61.2	65.8	63.4	60.5	60.4	61.5	62.5	62.3	60.2
Avg. Dist. to Rail [m]	21.8	1.9	0.2	0.3	0.5	0.1	0.5	0.5	0.1
Avg. Stride Freq. [Hz]	2.3	2.4	2.3	2.3	2.3	2.3	2.4	2.4	2.3
Avg. Stride Length [m]	4.9	7.3	7.3	7.1	7.2	7.2	7.2	7.2	6.9



- [] Ranking at each section and finish
- .-.- No data available at this section
- NA No data available



Horse/Jockey Name	Houston Rocket
Final Rank	4
Fastest Section Time (Section)	0:09.00 (Overall)
Top Speed [km/h] (Section)	64.5 (1600m)
Race State	Finished



Ipswich QLD Professional

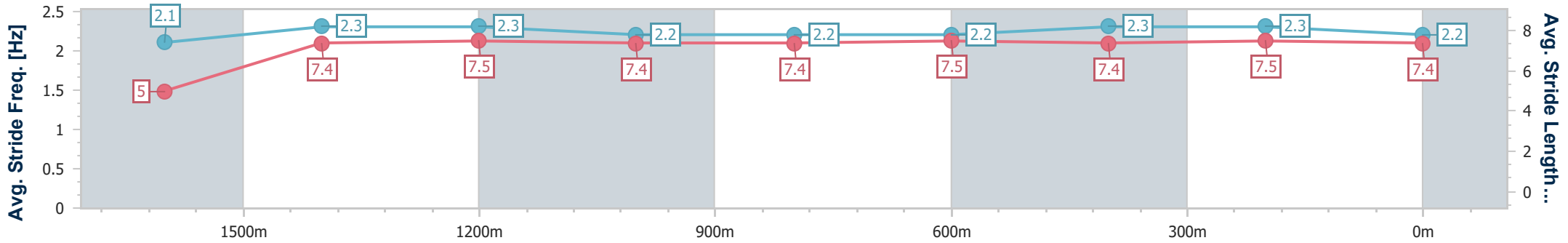
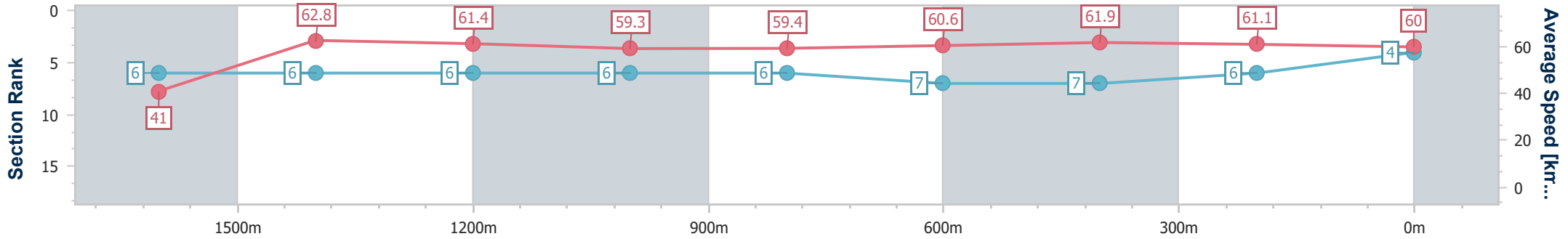
Race 5: SCHWEPPE'S BENCHMARK 68 Handicap - 1700m

01 May 2024 - 14:53



Track Rating: Soft 5, Weather: Fine, Rail Position: +9.5m Entire

Section	Overall	1600m	1400m	1200m	1000m	800m	600m	400m	200m
Section Times	1:44.21 [4] (0:09.00)	1:35.21 [6] (0:11.48)	1:23.73 [6] (0:11.75)	1:11.98 [6] (0:12.16)	0:59.82 [6] (0:12.13)	0:47.69 [6] (0:11.91)	0:35.78 [7] (0:11.76)	0:24.02 [7] (0:11.96)	0:12.06 [6] (0:12.06)
Average Speed [km/h]	41.0	62.8	61.4	59.3	59.4	60.6	61.9	61.1	60.0
Top Speed [km/h]	60.0	64.5	63.0	60.4	61.1	62.3	62.9	63.2	62.8
Avg. Dist. to Rail [m]	19.2	0.7	0.4	0.6	0.8	0.5	1.5	2.8	2.9
Avg. Stride Freq. [Hz]	2.1	2.3	2.3	2.2	2.2	2.2	2.3	2.3	2.2
Avg. Stride Length [m]	5.0	7.4	7.5	7.4	7.4	7.5	7.4	7.5	7.4



- [] Ranking at each section and finish
- .-.- No data available at this section
- NA No data available



Horse/Jockey Name	Aperitivo
Final Rank	5
Fastest Section Time (Section)	0:08.52 (Overall)
Top Speed [km/h] (Section)	66.5 (1600m)
Race State	Finished



Ipswich QLD Professional

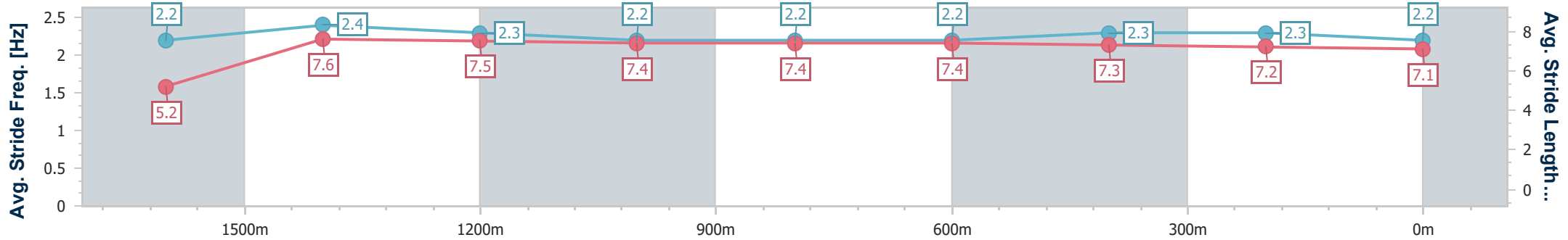
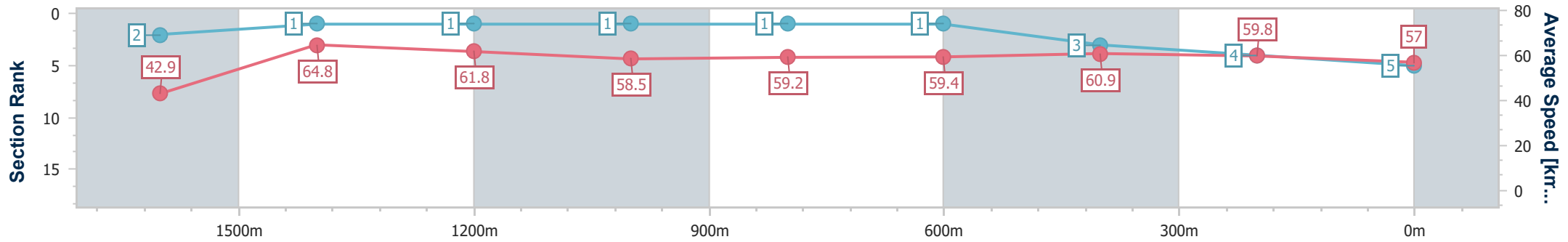
Race 5: SCHWEPPE'S BENCHMARK 68 Handicap - 1700m

01 May 2024 - 14:53



Track Rating: Soft 5, Weather: Fine, Rail Position: +9.5m Entire

Section	Overall	1600m	1400m	1200m	1000m	800m	600m	400m	200m
Section Times	1:44.43 [5] (0:08.52)	1:35.91 [2] (0:11.14)	1:24.77 [1] (0:11.62)	1:13.15 [1] (0:12.37)	1:00.78 [1] (0:12.19)	0:48.59 [1] (0:12.14)	0:36.45 [1] (0:11.77)	0:24.68 [3] (0:12.00)	0:12.68 [4] (0:12.68)
Average Speed [km/h]	42.9	64.8	61.8	58.5	59.2	59.4	60.9	59.8	57.0
Top Speed [km/h]	62.2	66.5	64.5	59.9	60.4	60.8	61.8	61.4	58.7
Avg. Dist. to Rail [m]	17.6	1.0	1.1	0.9	0.8	0.9	1.0	1.4	0.5
Avg. Stride Freq. [Hz]	2.2	2.4	2.3	2.2	2.2	2.2	2.3	2.3	2.2
Avg. Stride Length [m]	5.2	7.6	7.5	7.4	7.4	7.4	7.3	7.2	7.1



- [] Ranking at each section and finish
- .-.- No data available at this section
- NA No data available



Horse/Jockey Name	Jupitus
Final Rank	6
Fastest Section Time (Section)	0:09.24 (Overall)
Top Speed [km/h] (Section)	67.4 (800m)
Race State	Finished



Ipswich QLD Professional

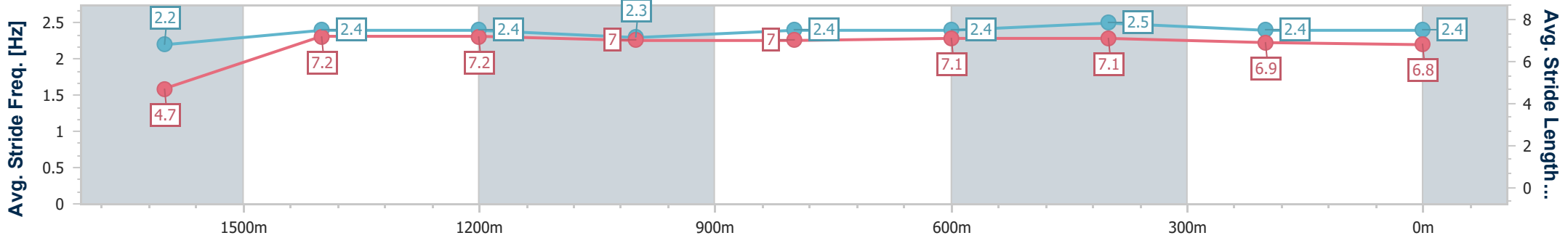
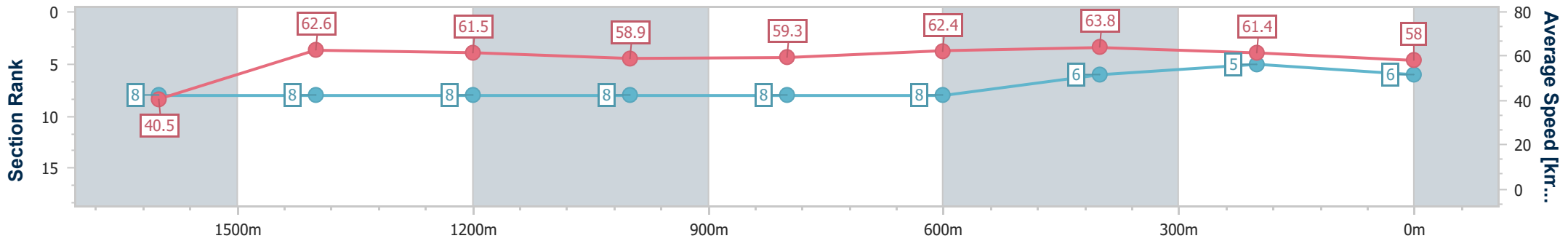
Race 5: SCHWEPPE'S BENCHMARK 68 Handicap - 1700m

01 May 2024 - 14:53



Track Rating: Soft 5, Weather: Fine, Rail Position: +9.5m Entire

Section	Overall	1600m	1400m	1200m	1000m	800m	600m	400m	200m
Section Times	1:44.54 [6] (0:09.24)	1:35.30 [8] (0:11.54)	1:23.76 [8] (0:11.79)	1:11.97 [8] (0:12.27)	0:59.70 [8] (0:12.16)	0:47.54 [8] (0:11.61)	0:35.93 [8] (0:11.49)	0:24.44 [6] (0:11.95)	0:12.49 [5] (0:12.49)
Average Speed [km/h]	40.5	62.6	61.5	58.9	59.3	62.4	63.8	61.4	58.0
Top Speed [km/h]	59.3	63.8	63.2	60.8	61.9	67.4	67.1	64.3	61.7
Avg. Dist. to Rail [m]	23.1	1.6	0.9	0.6	0.2	0.4	3.5	3.5	3.0
Avg. Stride Freq. [Hz]	2.2	2.4	2.4	2.3	2.4	2.4	2.5	2.4	2.4
Avg. Stride Length [m]	4.7	7.2	7.2	7.0	7.0	7.1	7.1	6.9	6.8



- [] Ranking at each section and finish
- .-.- No data available at this section
- NA No data available



Horse/Jockey Name	Bassac Lane
Final Rank	7
Fastest Section Time (Section)	0:08.68 (Overall)
Top Speed [km/h] (Section)	63.6 (1600m)
Race State	Finished



Ipswich QLD Professional

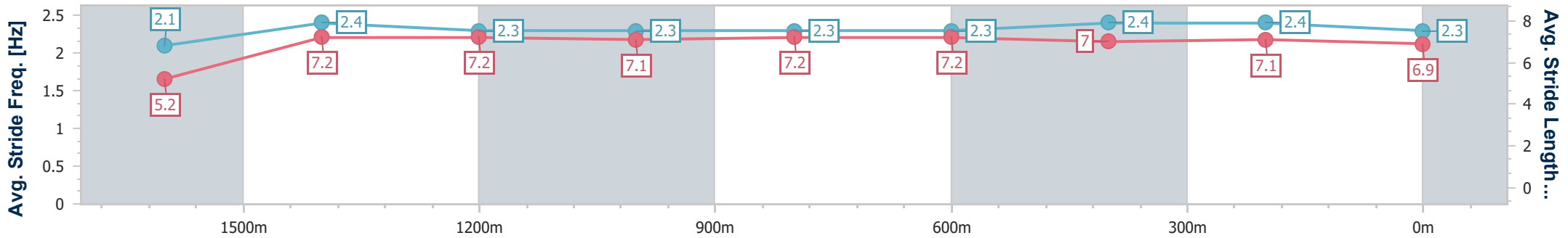
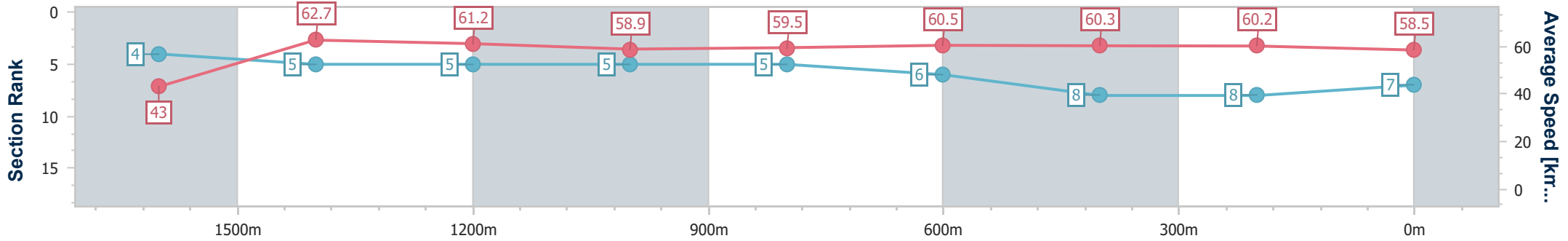
Race 5: SCHWEPPE'S BENCHMARK 68 Handicap - 1700m

01 May 2024 - 14:53



Track Rating: Soft 5, Weather: Fine, Rail Position: +9.5m Entire

Section	Overall	1600m	1400m	1200m	1000m	800m	600m	400m	200m
Section Times	1:44.69 [7] (0:08.68)	1:36.01 [4] (0:11.55)	1:24.46 [5] (0:11.78)	1:12.68 [5] (0:12.25)	1:00.43 [5] (0:12.14)	0:48.29 [5] (0:11.95)	0:36.34 [6] (0:12.06)	0:24.28 [8] (0:11.93)	0:12.35 [8] (0:12.35)
Average Speed [km/h]	43.0	62.7	61.2	58.9	59.5	60.5	60.3	60.2	58.5
Top Speed [km/h]	60.4	63.6	63.1	60.0	61.1	62.2	61.5	61.1	60.1
Avg. Dist. to Rail [m]	22.8	1.6	0.4	0.2	0.2	0.6	1.3	0.6	0.5
Avg. Stride Freq. [Hz]	2.1	2.4	2.3	2.3	2.3	2.3	2.4	2.4	2.3
Avg. Stride Length [m]	5.2	7.2	7.2	7.1	7.2	7.2	7.0	7.1	6.9



- [] Ranking at each section and finish
- .-.- No data available at this section
- NA No data available



Horse/Jockey Name	Leather Jacket Lew
Final Rank	8
Fastest Section Time (Section)	0:08.55 (Overall)
Top Speed [km/h] (Section)	64.3 (1600m)
Race State	Finished



Ipswich QLD Professional

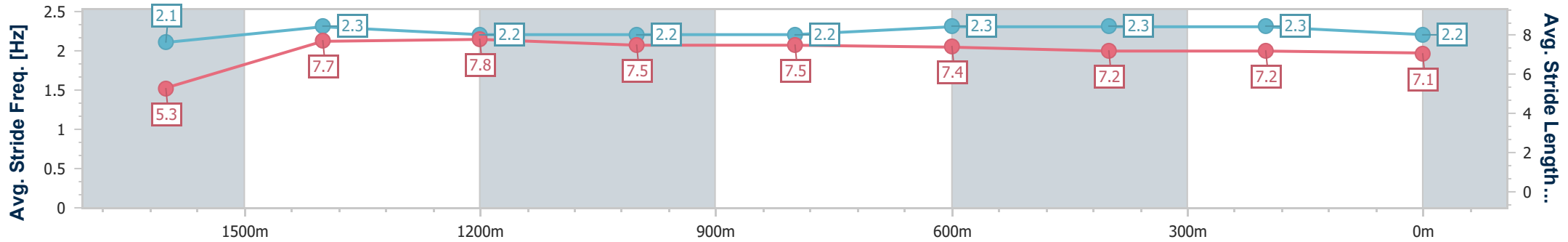
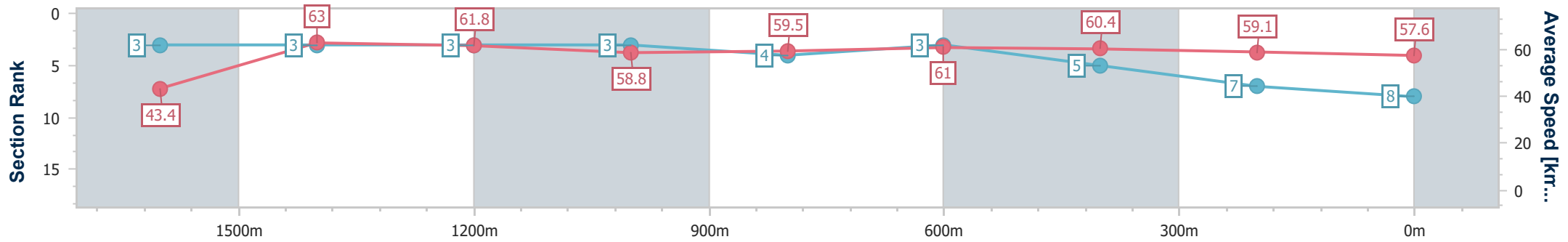
Race 5: SCHWEPPE'S BENCHMARK 68 Handicap - 1700m

01 May 2024 - 14:53



Track Rating: Soft 5, Weather: Fine, Rail Position: +9.5m Entire

Section	Overall	1600m	1400m	1200m	1000m	800m	600m	400m	200m
Section Times	1:44.87 [8] (0:08.55)	1:36.32 [3] (0:11.46)	1:24.86 [3] (0:11.70)	1:13.16 [3] (0:12.33)	1:00.83 [3] (0:12.16)	0:48.67 [4] (0:11.88)	0:36.79 [3] (0:11.93)	0:24.86 [5] (0:12.26)	0:12.60 [7] (0:12.60)
Average Speed [km/h]	43.4	63.0	61.8	58.8	59.5	61.0	60.4	59.1	57.6
Top Speed [km/h]	60.9	64.3	63.1	60.7	61.2	61.9	61.3	60.7	59.0
Avg. Dist. to Rail [m]	19.7	0.4	0.1	0.3	0.3	0.4	0.5	0.9	1.8
Avg. Stride Freq. [Hz]	2.1	2.3	2.2	2.2	2.2	2.3	2.3	2.3	2.2
Avg. Stride Length [m]	5.3	7.7	7.8	7.5	7.5	7.4	7.2	7.2	7.1



- [] Ranking at each section and finish
- .-.- No data available at this section
- NA No data available

Track Rating: Soft 5, Weather: Fine, Rail Position: +9.5m Entire

Section		Field Times												
Overall	1600m	1400m	1200m	1000m	800m	600m	Last 600m							
1:43.93 (0:08.27)	1:35.66 (0:11.10)	1:24.56 (0:11.84)	1:12.72 (0:12.52)	1:00.20 (0:12.25)	0:47.95 (0:11.92)	0:36.03 (0:11.72)	0:36.03							
Rank	TAB	Horse/Jockey	Barrier	Top Speed [km/h]	Fastest Section	Overall	1600m	1400m	1200m	1000m	800m	600m	Last 600m	Distance Travelled [m]
1	6	MANNERHEIM Ryan Maloney	19	63.7	0:08.55	1:43.93 [1] (0:08.55)	1:35.38 [6] (0:11.67)	1:23.71 [7] (0:11.88)	1:11.83 [7] (0:12.56)	0:59.27 [8] (0:12.18)	0:47.09 [9] (0:11.88)	0:35.21 [9] (0:11.56)	0:35.21	
2	12	CHASSAGNE Damien Thornton	16	64.0	0:08.93	1:44.12 [2] (0:08.93)	1:35.19 [11] (0:11.68)	1:23.51 [10] (0:11.89)	1:11.62 [11] (0:12.39)	0:59.23 [10] (0:12.10)	0:47.13 [10] (0:11.88)	0:35.25 [10] (0:11.74)	0:35.25	+2
3	7	ROCK YA Adin Thompson	15	64.7	0:08.52	1:44.20 [3] (0:08.52)	1:35.68 [5] (0:11.42)	1:24.26 [5] (0:11.85)	1:12.41 [5] (0:12.59)	0:59.82 [5] (0:12.21)	0:47.61 [5] (0:11.97)	0:35.64 [6] (0:11.90)	0:35.64	-3
4	5	TOKYO BANDIT Bailey Wheeler	8	69.4	0:08.27	1:44.24 [4] (0:08.27)	1:35.97 [1] (0:11.10)	1:24.87 [1] (0:11.84)	1:13.03 [1] (0:12.52)	1:00.51 [1] (0:12.25)	0:48.26 [1] (0:11.92)	0:36.34 [1] (0:11.72)	0:36.34	-6
5	11	LA SEULE Vlad Duric	2	65.0	0:08.81	1:44.55 [5] (0:08.81)	1:35.74 [10] (0:11.39)	1:24.35 [6] (0:11.73)	1:12.62 [6] (0:12.49)	1:00.13 [6] (0:12.24)	0:47.89 [7] (0:11.96)	0:35.93 [7] (0:11.74)	0:35.93	-9
6	8	SAXON BRAVE Yvette Lewis	18	65.9	0:08.39	1:44.76 [6] (0:08.39)	1:36.37 [3] (0:11.11)	1:25.26 [2] (0:11.81)	1:13.45 [2] (0:12.50)	1:00.95 [2] (0:12.26)	0:48.69 [2] (0:12.02)	0:36.67 [2] (0:11.69)	0:36.67	-5
7	10	PLEADEEL Micheal Hellyer	3	63.7	0:08.79	1:44.80 [7] (0:08.79)	1:36.01 [8] (0:11.63)	1:24.38 [8] (0:11.74)	1:12.64 [8] (0:12.45)	1:00.19 [7] (0:12.20)	0:47.99 [8] (0:11.89)	0:36.10 [8] (0:11.74)	0:36.10	-12
8	16	TUKI TWELVE Jake Bayliss	9	62.0	0:08.81	1:44.80 [8] (0:08.81)	1:35.99 [9] (0:11.88)	1:24.11 [11] (0:11.81)	1:12.30 [10] (0:12.41)	0:59.89 [11] (0:12.26)	0:47.63 [11] (0:11.89)	0:35.74 [11] (0:11.73)	0:35.74	-6
9	3	NEW LEVEL James Orman	10	65.3	0:08.29	1:45.02 [9] (0:08.29)	1:36.73 [2] (0:11.33)	1:25.40 [3] (0:11.90)	1:13.50 [3] (0:12.58)	1:00.92 [4] (0:12.24)	0:48.68 [4] (0:11.95)	0:36.73 [4] (0:11.66)	0:36.73	-1
10	2	BLUE RAY Justin Huxtable	5	63.7	0:08.78	1:45.22 [10] (0:08.78)	1:36.44 [7] (0:11.68)	1:24.76 [9] (0:11.87)	1:12.89 [9] (0:12.37)	1:00.52 [9] (0:11.96)	0:48.56 [6] (0:11.85)	0:36.71 [5] (0:11.84)	0:36.71	+0

Scratched: Bitoftheblarney (#1), Fiddler Onthe Roof (#14), Amadi (#17), Shy Guy (#9), Deshorente (#18), Termite (#19), Shamuka (#13), Cosmic Fortune (#15)



Ipswich QLD Professional
Race 6: GORDON'S GIN Class 1 Plate - 1700m
 01 May 2024 - 15:30



Track Rating: Soft 5, Weather: Fine, Rail Position: +9.5m Entire

Section	Overall	1600m	1400m	1200m	1000m	800m	600m	Last 600m
Field Times	1:43.93 (0:08.27)	1:35.66 (0:11.10)	1:24.56 (0:11.84)	1:12.72 (0:12.52)	1:00.20 (0:12.25)	0:47.95 (0:11.92)	0:36.03 (0:11.72)	0:36.03

Rank	TAB	Horse/Jockey	Barrier	Top Speed [km/h]	Fastest Section	Overall	1600m	1400m	1200m	1000m	800m	600m	Last 600m	Distance Travelled [m]
11	4	PER CAPITA	6	64.5	0:08.41	1:45.39 [11]	1:36.98 [4]	1:25.62 [4]	1:13.76 [4]	1:01.31 [3]	0:49.06 [3]	0:37.14 [3]	0:37.14	-12
		Kyle Wilson-Taylor		1600m	Overall	(0:08.41)	(0:11.36)	(0:11.86)	(0:12.45)	(0:12.25)	(0:11.92)	(0:11.82)		

Scratched: Bitoftheblarney (#1), Fiddler Onthe Roof (#14), Amadi (#17), Shy Guy (#9), Deshorente (#18), Termite (#19), Shamuka (#13), Cosmic Fortune (#15)

[] Ranking at each section and finish
 -:-:- No data available at this section
 NA No data available

SCN Saddle cloth number
 DNF Did not finish
 DNT Did not track

Track Rating: Soft 5, Weather: Fine, Rail Position: +9.5m Entire

Section				400m	200m			Last 600m		
Field Times				0:24.31 (0:12.09)	0:12.22 (0:12.22)			0:36.03		
Rank	TAB	Horse/Jockey	Barrier	Top Speed [km/h]	Fastest Section	Margin				Distance Travelled [m]
1	6	MANNERHEIM Ryan Maloney	19	63.7 600m	0:08.55 Overall	0:23.65 [5] (0:11.74)	0:11.91 [3] (0:11.91)	1:43.93	0:35.21	
2	12	CHASSAGNE Damien Thornton	16	64.0 1600m	0:08.93 Overall	0:23.51 [10] (0:11.81)	0:11.70 [9] (0:11.70)	0.19L	0:35.25	+2
3	7	ROCK YA Adin Thompson	15	64.7 1600m	0:08.52 Overall	0:23.74 [9] (0:11.82)	0:11.92 [8] (0:11.92)	0.08L	0:35.64	-3
4	5	TOKYO BANDIT Bailey Wheeler	8	69.4 1600m	0:08.27 Overall	0:24.62 [1] (0:12.09)	0:12.53 [1] (0:12.53)	0.04L	0:36.34	-6
5	11	LA SEULE Vlad Duric	2	65.0 1600m	0:08.81 Overall	0:24.19 [7] (0:11.76)	0:12.43 [4] (0:12.43)	0.31L	0:35.93	-9
6	8	SAXON BRAVE Yvette Lewis	18	65.9 1600m	0:08.39 Overall	0:24.98 [2] (0:12.13)	0:12.85 [2] (0:12.85)	0.21L	0:36.67	-5
7	10	PLEADEEL Micheal Hellyer	3	63.7 1400m	0:08.79 Overall	0:24.36 [8] (0:11.83)	0:12.53 [7] (0:12.53)	0.04L	0:36.10	-12
8	16	TUKI TWELVE Jake Bayliss	9	62.0 1400m	0:08.81 Overall	0:24.01 [11] (0:11.83)	0:12.18 [11] (0:12.18)	0L	0:35.74	-6
9	3	NEW LEVEL James Orman	10	65.3 1600m	0:08.29 Overall	0:25.07 [3] (0:12.19)	0:12.88 [5] (0:12.88)	0.22L	0:36.73	-1
10	2	BLUE RAY Justin Huxtable	5	63.7 400m	0:08.78 Overall	0:24.87 [6] (0:12.14)	0:12.73 [10] (0:12.73)	0.2L	0:36.71	+0

Scratched: Bitoftheblarney (#1), Fiddler Onthe Roof (#14), Amadi (#17), Shy Guy (#9), Deshorente (#18), Termite (#19), Shamuka (#13), Cosmic Fortune (#15)



Ipswich QLD Professional
 Race 6: GORDON'S GIN Class 1 Plate - 1700m
 01 May 2024 - 15:30



Track Rating: Soft 5, Weather: Fine, Rail Position: +9.5m Entire

Section	400m		200m		Last 600m					
Field Times	0:24.31 (0:12.09)	0:12.22 (0:12.22)			0:36.03					
Rank	TAB	Horse/Jockey	Barrier	Top Speed [km/h]	Fastest Section	Margin	Distance Travelled [m]			
11	4	PER CAPITA	6	64.5	0:08.41	0:25.32 [4]	0:13.14 [6]	0.17L	0:37.14	-12
		Kyle Wilson-Taylor		1600m	Overall	(0:12.18)	(0:13.14)			

Scratched: Bitoftheblarney (#1), Fiddler Onthe Roof (#14), Amadi (#17), Shy Guy (#9), Deshorente (#18), Termite (#19), Shamuka (#13), Cosmic Fortune (#15)

[] Ranking at each section and finish
 -:-:- No data available at this section
 NA No data available

SCN Saddle cloth number
 DNF Did not finish
 DNT Did not track



Horse/Jockey Name	Mannerheim
Final Rank	1
Fastest Section Time (Section)	0:08.55 (Overall)
Top Speed [km/h] (Section)	63.7 (600m)
Race State	Finished



Ipswich QLD Professional

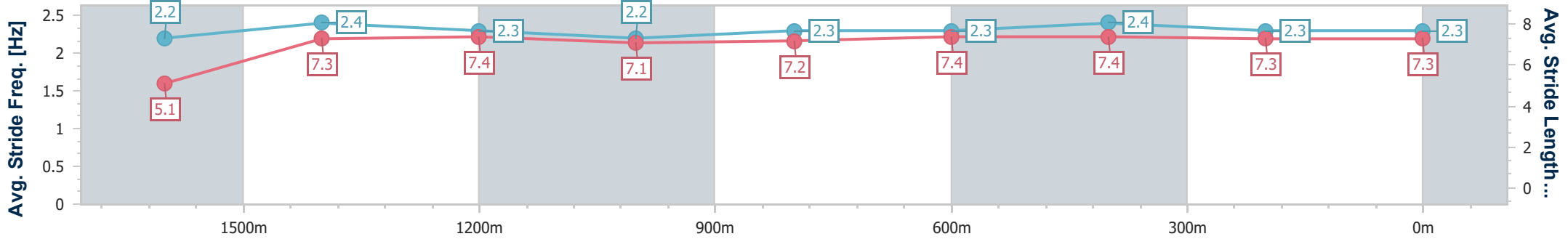
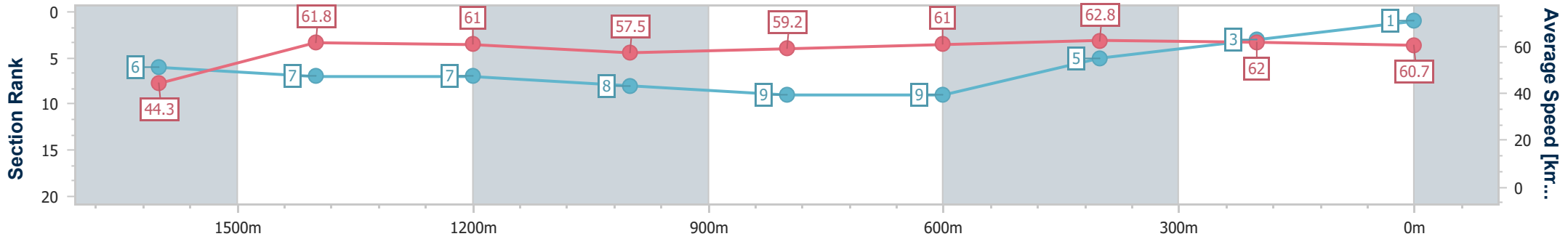
Race 6: GORDON'S GIN Class 1 Plate - 1700m

01 May 2024 - 15:30



Track Rating: Soft 5, Weather: Fine, Rail Position: +9.5m Entire

Section	Overall	1600m	1400m	1200m	1000m	800m	600m	400m	200m
Section Times	1:43.93 [1] (0:08.55)	1:35.38 [6] (0:11.67)	1:23.71 [7] (0:11.88)	1:11.83 [7] (0:12.56)	0:59.27 [8] (0:12.18)	0:47.09 [9] (0:11.88)	0:35.21 [9] (0:11.56)	0:23.65 [5] (0:11.74)	0:11.91 [3] (0:11.91)
Average Speed [km/h]	44.3	61.8	61.0	57.5	59.2	61.0	62.8	62.0	60.7
Top Speed [km/h]	60.5	63.0	62.8	59.1	61.2	61.7	63.7	62.9	61.9
Avg. Dist. to Rail [m]	19.6	1.3	0.4	0.4	0.3	0.4	1.4	1.8	1.4
Avg. Stride Freq. [Hz]	2.2	2.4	2.3	2.2	2.3	2.3	2.4	2.3	2.3
Avg. Stride Length [m]	5.1	7.3	7.4	7.1	7.2	7.4	7.4	7.3	7.3



- [] Ranking at each section and finish
- .-.- No data available at this section
- NA No data available



Horse/Jockey Name	Chassagne
Final Rank	2
Fastest Section Time (Section)	0:08.93 (Overall)
Top Speed [km/h] (Section)	64.0 (1600m)
Race State	Finished



Ipswich QLD Professional

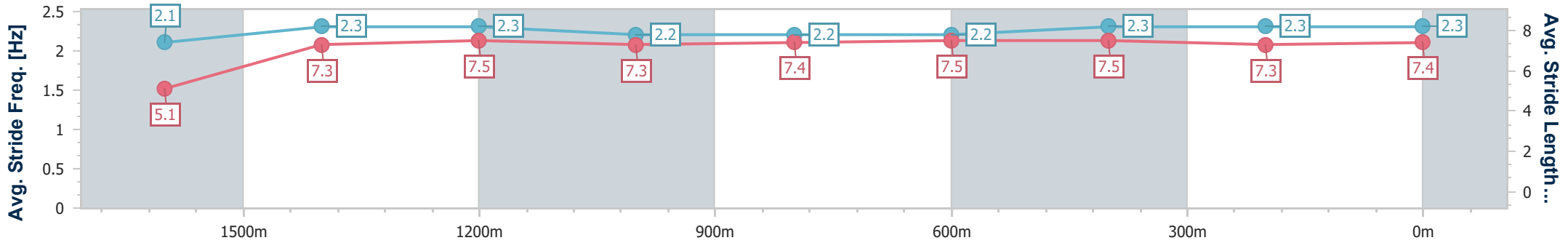
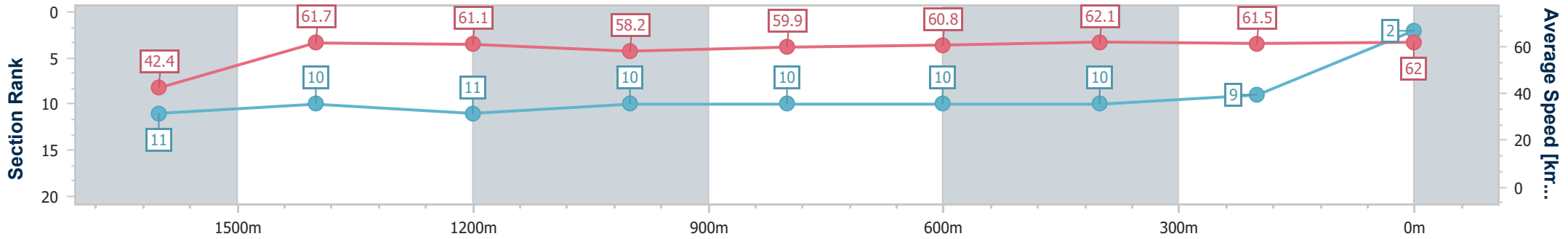
Race 6: GORDON'S GIN Class 1 Plate - 1700m



01 May 2024 - 15:30

Track Rating: Soft 5, Weather: Fine, Rail Position: +9.5m Entire

Section	Overall	1600m	1400m	1200m	1000m	800m	600m	400m	200m
Section Times	1:44.12 [2] (0:08.93)	1:35.19 [11] (0:11.68)	1:23.51 [10] (0:11.89)	1:11.62 [11] (0:12.39)	0:59.23 [10] (0:12.10)	0:47.13 [10] (0:11.88)	0:35.25 [10] (0:11.74)	0:23.51 [10] (0:11.81)	0:11.70 [9] (0:11.70)
Average Speed [km/h]	42.4	61.7	61.1	58.2	59.9	60.8	62.1	61.5	62.0
Top Speed [km/h]	60.0	64.0	61.7	58.9	61.6	61.6	63.0	63.1	63.7
Avg. Dist. to Rail [m]	21.4	2.1	0.4	0.4	0.4	0.4	1.1	2.8	2.9
Avg. Stride Freq. [Hz]	2.1	2.3	2.3	2.2	2.2	2.2	2.3	2.3	2.3
Avg. Stride Length [m]	5.1	7.3	7.5	7.3	7.4	7.5	7.5	7.3	7.4



- [] Ranking at each section and finish
- .-.- No data available at this section
- NA No data available



Horse/Jockey Name	Rock Ya
Final Rank	3
Fastest Section Time (Section)	0:08.52 (Overall)
Top Speed [km/h] (Section)	64.7 (1600m)
Race State	Finished



Ipswich QLD Professional

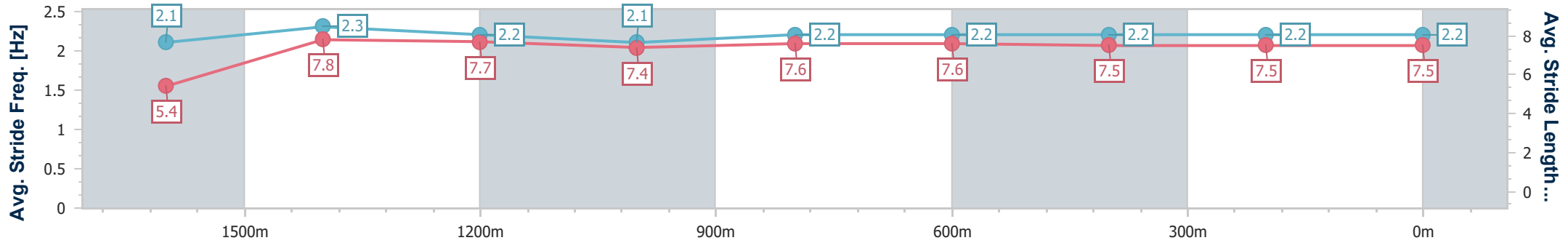
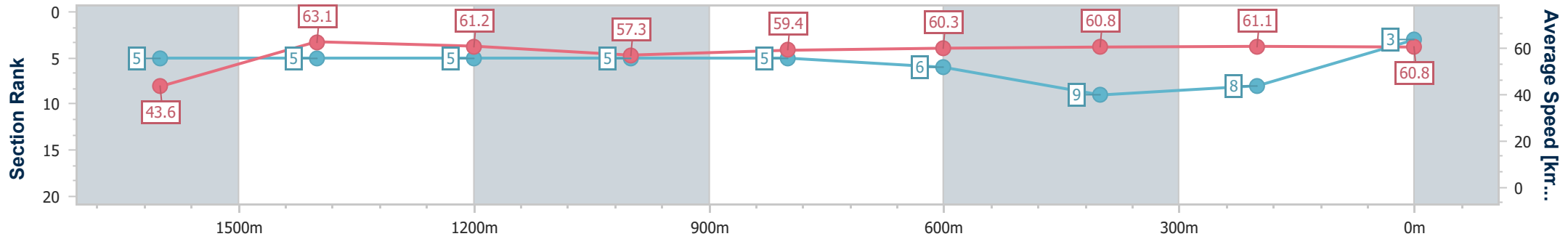
Race 6: GORDON'S GIN Class 1 Plate - 1700m



01 May 2024 - 15:30

Track Rating: Soft 5, Weather: Fine, Rail Position: +9.5m Entire

Section	Overall	1600m	1400m	1200m	1000m	800m	600m	400m	200m
Section Times	1:44.20 [3] (0:08.52)	1:35.68 [5] (0:11.42)	1:24.26 [5] (0:11.85)	1:12.41 [5] (0:12.59)	0:59.82 [5] (0:12.21)	0:47.61 [5] (0:11.97)	0:35.64 [6] (0:11.90)	0:23.74 [9] (0:11.82)	0:11.92 [8] (0:11.92)
Average Speed [km/h]	43.6	63.1	61.2	57.3	59.4	60.3	60.8	61.1	60.8
Top Speed [km/h]	62.2	64.7	62.4	59.4	60.7	61.1	62.5	61.6	61.7
Avg. Dist. to Rail [m]	21.5	0.8	0.3	0.4	0.3	0.2	0.3	1.3	1.6
Avg. Stride Freq. [Hz]	2.1	2.3	2.2	2.1	2.2	2.2	2.2	2.2	2.2
Avg. Stride Length [m]	5.4	7.8	7.7	7.4	7.6	7.6	7.5	7.5	7.5



- [] Ranking at each section and finish
- .-.- No data available at this section
- NA No data available



Horse/Jockey Name	Tokyo Bandit
Final Rank	4
Fastest Section Time (Section)	0:08.27 (Overall)
Top Speed [km/h] (Section)	69.4 (1600m)
Race State	Finished



Ipswich QLD Professional

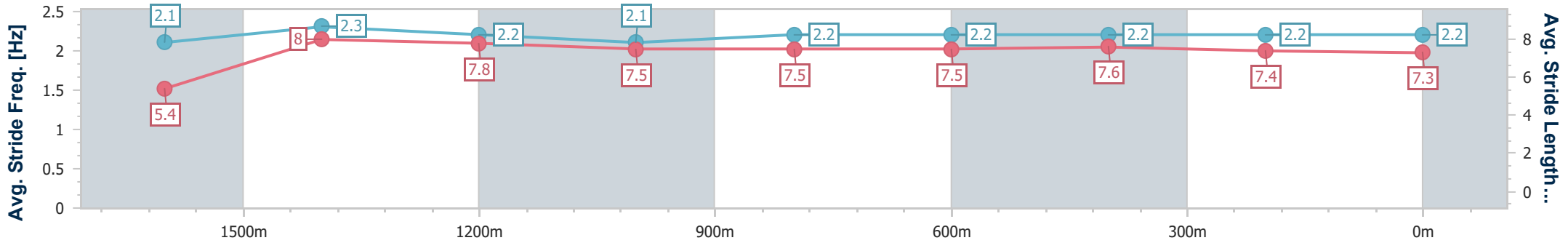
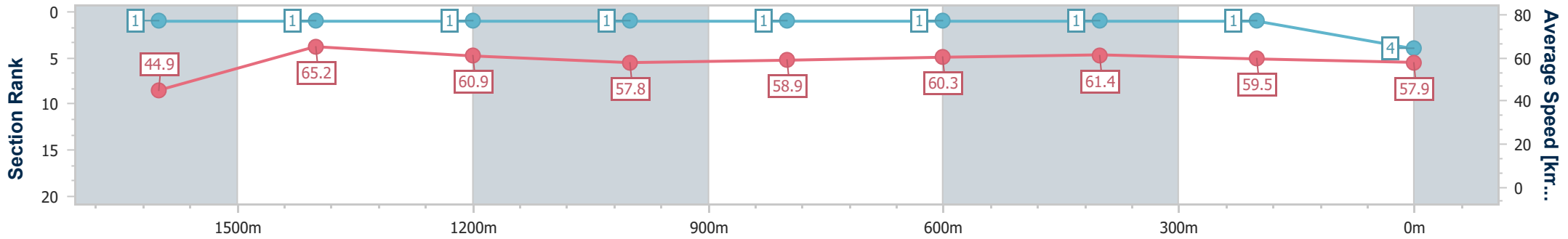
Race 6: GORDON'S GIN Class 1 Plate - 1700m

01 May 2024 - 15:30



Track Rating: Soft 5, Weather: Fine, Rail Position: +9.5m Entire

Section	Overall	1600m	1400m	1200m	1000m	800m	600m	400m	200m
Section Times	1:44.24 [4] (0:08.27)	1:35.97 [1] (0:11.10)	1:24.87 [1] (0:11.84)	1:13.03 [1] (0:12.52)	1:00.51 [1] (0:12.25)	0:48.26 [1] (0:11.92)	0:36.34 [1] (0:11.72)	0:24.62 [1] (0:12.09)	0:12.53 [1] (0:12.53)
Average Speed [km/h]	44.9	65.2	60.9	57.8	58.9	60.3	61.4	59.5	57.9
Top Speed [km/h]	63.1	69.4	63.3	58.3	59.6	61.7	62.4	60.4	59.1
Avg. Dist. to Rail [m]	19.7	0.7	0.5	0.5	0.5	1.1	1.3	1.1	0.7
Avg. Stride Freq. [Hz]	2.1	2.3	2.2	2.1	2.2	2.2	2.2	2.2	2.2
Avg. Stride Length [m]	5.4	8.0	7.8	7.5	7.5	7.5	7.6	7.4	7.3



- [] Ranking at each section and finish
- .-.- No data available at this section
- NA No data available



Horse/Jockey Name	La Seule
Final Rank	5
Fastest Section Time (Section)	0:08.81 (Overall)
Top Speed [km/h] (Section)	65.0 (1600m)
Race State	Finished



Ipswich QLD Professional

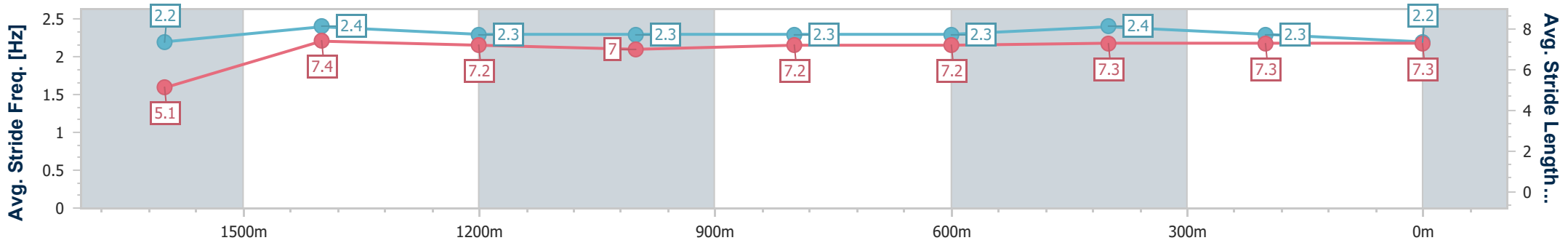
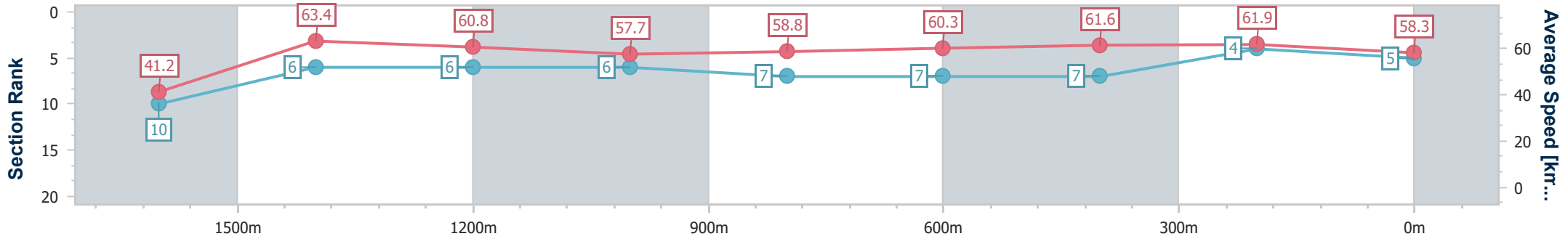
Race 6: GORDON'S GIN Class 1 Plate - 1700m

01 May 2024 - 15:30



Track Rating: Soft 5, Weather: Fine, Rail Position: +9.5m Entire

Section	Overall	1600m	1400m	1200m	1000m	800m	600m	400m	200m
Section Times	1:44.55 [5] (0:08.81)	1:35.74 [10] (0:11.39)	1:24.35 [6] (0:11.73)	1:12.62 [6] (0:12.49)	1:00.13 [6] (0:12.24)	0:47.89 [7] (0:11.96)	0:35.93 [7] (0:11.74)	0:24.19 [7] (0:11.76)	0:12.43 [4] (0:12.43)
Average Speed [km/h]	41.2	63.4	60.8	57.7	58.8	60.3	61.6	61.9	58.3
Top Speed [km/h]	63.5	65.0	63.2	59.1	60.1	61.4	63.5	64.3	60.7
Avg. Dist. to Rail [m]	17.7	2.8	2.6	1.4	0.4	0.4	0.4	1.5	0.5
Avg. Stride Freq. [Hz]	2.2	2.4	2.3	2.3	2.3	2.3	2.4	2.3	2.2
Avg. Stride Length [m]	5.1	7.4	7.2	7.0	7.2	7.2	7.3	7.3	7.3



- [] Ranking at each section and finish
- .-.- No data available at this section
- NA No data available



Horse/Jockey Name	Saxon Brave
Final Rank	6
Fastest Section Time (Section)	0:08.39 (Overall)
Top Speed [km/h] (Section)	65.9 (1600m)
Race State	Finished



Ipswich QLD Professional

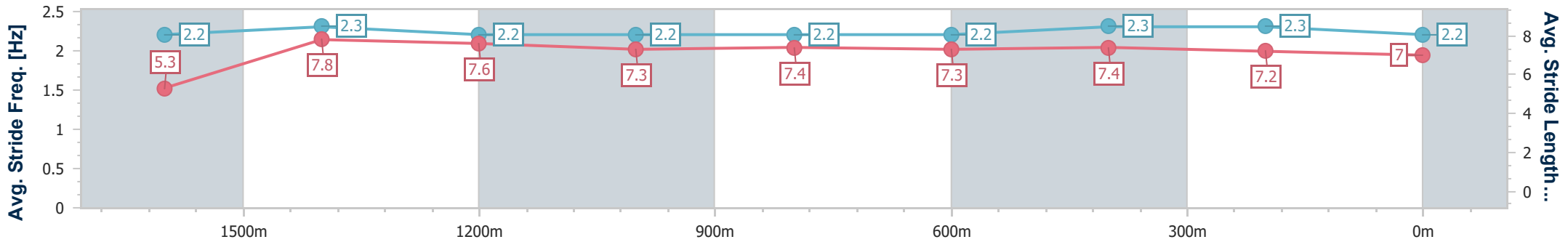
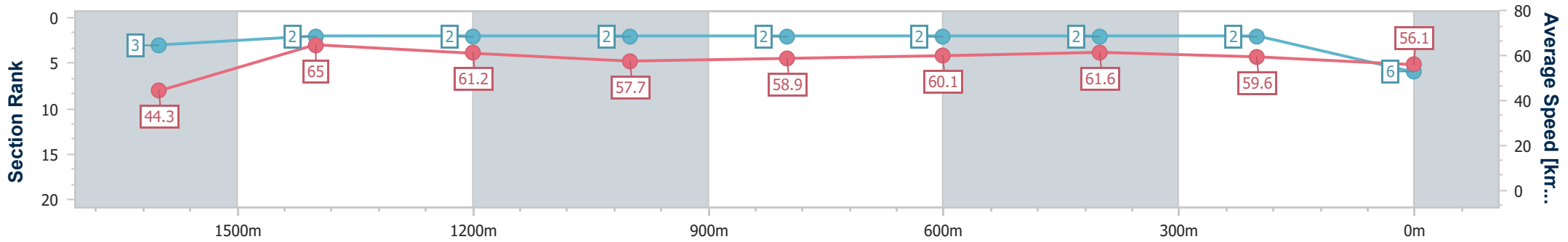
Race 6: GORDON'S GIN Class 1 Plate - 1700m

01 May 2024 - 15:30



Track Rating: Soft 5, Weather: Fine, Rail Position: +9.5m Entire

Section	Overall	1600m	1400m	1200m	1000m	800m	600m	400m	200m
Section Times	1:44.76 [6] (0:08.39)	1:36.37 [3] (0:11.11)	1:25.26 [2] (0:11.81)	1:13.45 [2] (0:12.50)	1:00.95 [2] (0:12.26)	0:48.69 [2] (0:12.02)	0:36.67 [2] (0:11.69)	0:24.98 [2] (0:12.13)	0:12.85 [2] (0:12.85)
Average Speed [km/h]	44.3	65.0	61.2	57.7	58.9	60.1	61.6	59.6	56.1
Top Speed [km/h]	62.3	65.9	64.1	58.4	60.0	61.7	62.8	61.8	59.0
Avg. Dist. to Rail [m]	18.9	1.1	0.7	0.6	0.2	0.1	0.6	0.6	0.5
Avg. Stride Freq. [Hz]	2.2	2.3	2.2	2.2	2.2	2.2	2.3	2.3	2.2
Avg. Stride Length [m]	5.3	7.8	7.6	7.3	7.4	7.3	7.4	7.2	7.0



- [] Ranking at each section and finish
- .-.- No data available at this section
- NA No data available



Horse/Jockey Name	Pleadeel
Final Rank	7
Fastest Section Time (Section)	0:08.79 (Overall)
Top Speed [km/h] (Section)	63.7 (1400m)
Race State	Finished



Ipswich QLD Professional

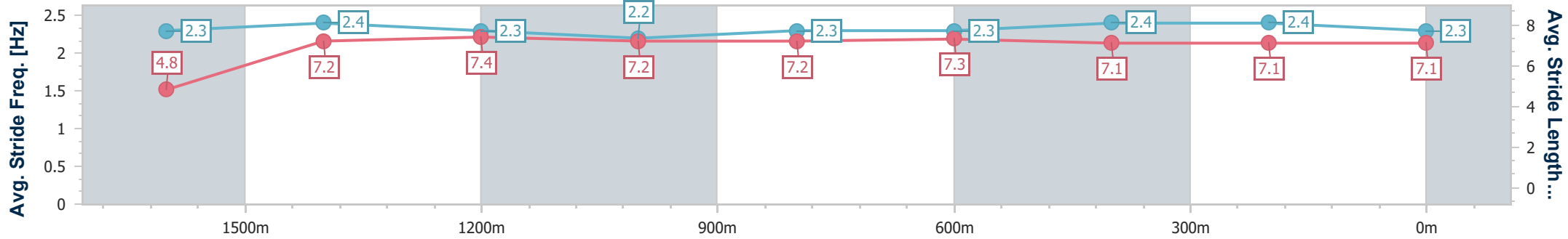
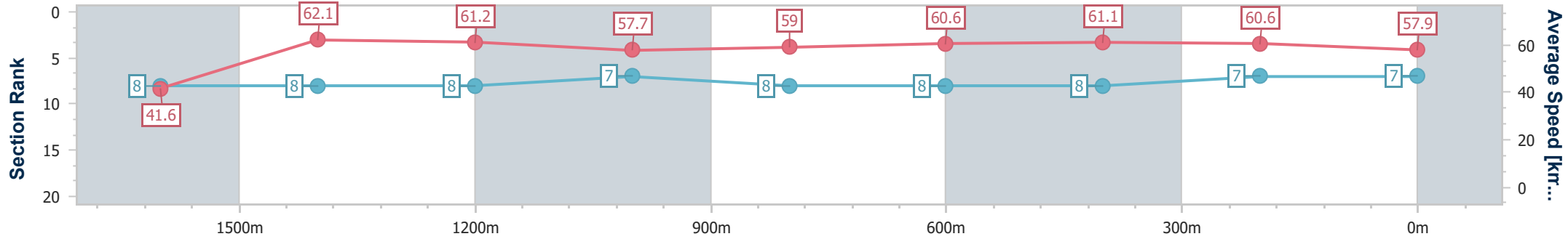
Race 6: GORDON'S GIN Class 1 Plate - 1700m



01 May 2024 - 15:30

Track Rating: Soft 5, Weather: Fine, Rail Position: +9.5m Entire

Section	Overall	1600m	1400m	1200m	1000m	800m	600m	400m	200m
Section Times	1:44.80 [7] (0:08.79)	1:36.01 [8] (0:11.63)	1:24.38 [8] (0:11.74)	1:12.64 [8] (0:12.45)	1:00.19 [7] (0:12.20)	0:47.99 [8] (0:11.89)	0:36.10 [8] (0:11.74)	0:24.36 [8] (0:11.83)	0:12.53 [7] (0:12.53)
Average Speed [km/h]	41.6	62.1	61.2	57.7	59.0	60.6	61.1	60.6	57.9
Top Speed [km/h]	61.5	63.0	63.7	59.3	60.9	61.7	62.5	61.8	60.0
Avg. Dist. to Rail [m]	18.4	0.7	1.4	1.3	1.0	1.0	1.3	1.0	0.8
Avg. Stride Freq. [Hz]	2.3	2.4	2.3	2.2	2.3	2.3	2.4	2.4	2.3
Avg. Stride Length [m]	4.8	7.2	7.4	7.2	7.2	7.3	7.1	7.1	7.1



- [] Ranking at each section and finish
- .-.- No data available at this section
- NA No data available



Horse/Jockey Name	Tuki Twelve
Final Rank	8
Fastest Section Time (Section)	0:08.81 (Overall)
Top Speed [km/h] (Section)	62.0 (1400m)
Race State	Finished



Ipswich QLD Professional

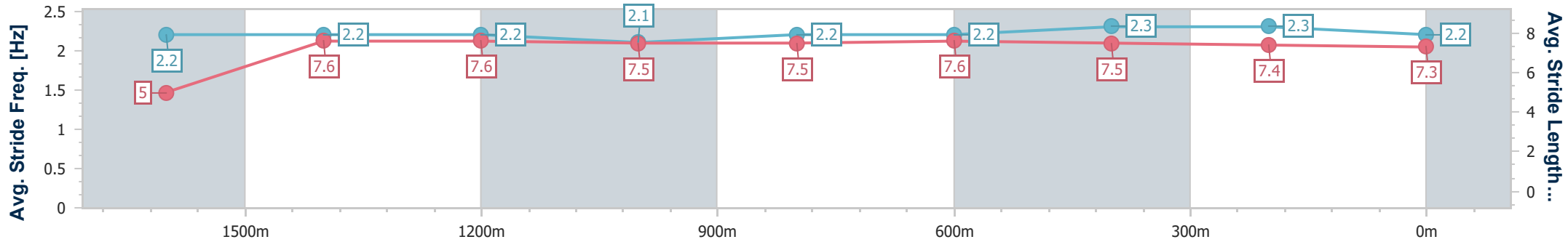
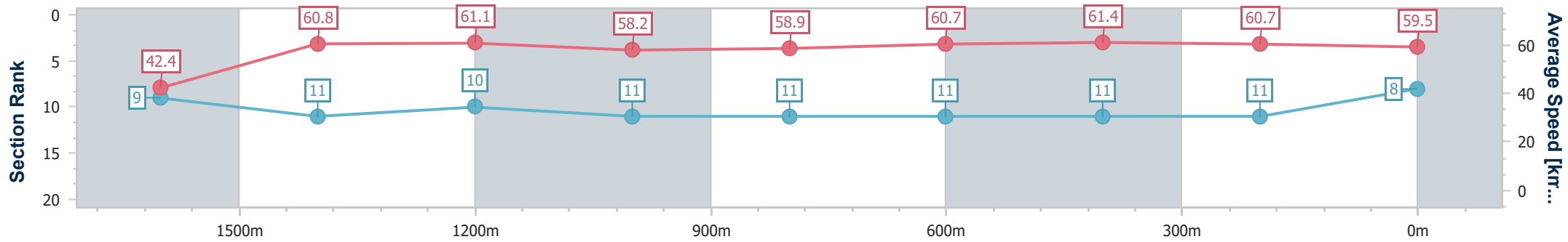
Race 6: GORDON'S GIN Class 1 Plate - 1700m

01 May 2024 - 15:30



Track Rating: Soft 5, Weather: Fine, Rail Position: +9.5m Entire

Section	Overall	1600m	1400m	1200m	1000m	800m	600m	400m	200m
Section Times	1:44.80 [8] (0:08.81)	1:35.99 [9] (0:11.88)	1:24.11 [11] (0:11.81)	1:12.30 [10] (0:12.41)	0:59.89 [11] (0:12.26)	0:47.63 [11] (0:11.89)	0:35.74 [11] (0:11.73)	0:24.01 [11] (0:11.83)	0:12.18 [11] (0:12.18)
Average Speed [km/h]	42.4	60.8	61.1	58.2	58.9	60.7	61.4	60.7	59.5
Top Speed [km/h]	58.6	61.7	62.0	59.2	60.5	61.3	61.7	61.6	60.8
Avg. Dist. to Rail [m]	20.3	0.9	0.3	0.3	0.4	0.8	0.8	1.2	2.2
Avg. Stride Freq. [Hz]	2.2	2.2	2.2	2.1	2.2	2.2	2.3	2.3	2.2
Avg. Stride Length [m]	5.0	7.6	7.6	7.5	7.5	7.6	7.5	7.4	7.3



- [] Ranking at each section and finish
- .-.- No data available at this section
- NA No data available



Horse/Jockey Name	New Level
Final Rank	9
Fastest Section Time (Section)	0:08.29 (Overall)
Top Speed [km/h] (Section)	65.3 (1600m)
Race State	Finished



Ipswich QLD Professional

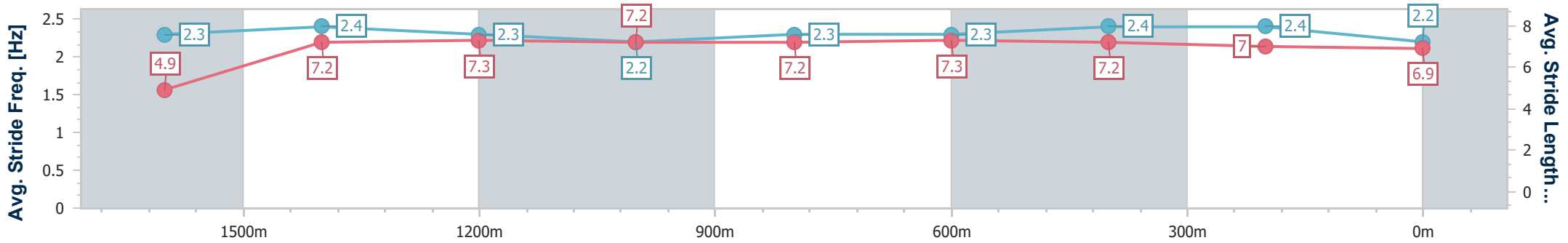
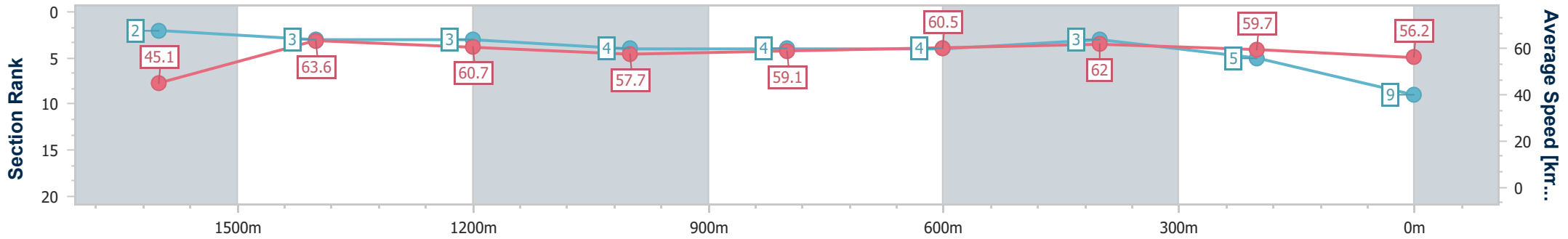
Race 6: GORDON'S GIN Class 1 Plate - 1700m

01 May 2024 - 15:30



Track Rating: Soft 5, Weather: Fine, Rail Position: +9.5m Entire

Section	Overall	1600m	1400m	1200m	1000m	800m	600m	400m	200m
Section Times	1:45.02 [9] (0:08.29)	1:36.73 [2] (0:11.33)	1:25.40 [3] (0:11.90)	1:13.50 [3] (0:12.58)	1:00.92 [4] (0:12.24)	0:48.68 [4] (0:11.95)	0:36.73 [4] (0:11.66)	0:25.07 [3] (0:12.19)	0:12.88 [5] (0:12.88)
Average Speed [km/h]	45.1	63.6	60.7	57.7	59.1	60.5	62.0	59.7	56.2
Top Speed [km/h]	61.1	65.3	63.5	59.9	60.4	63.0	63.4	61.5	57.6
Avg. Dist. to Rail [m]	21.5	1.0	0.2	0.5	0.6	0.2	0.5	1.8	1.6
Avg. Stride Freq. [Hz]	2.3	2.4	2.3	2.2	2.3	2.3	2.4	2.4	2.2
Avg. Stride Length [m]	4.9	7.2	7.3	7.2	7.2	7.3	7.2	7.0	6.9



- [] Ranking at each section and finish
- .-.- No data available at this section
- NA No data available



Horse/Jockey Name	Blue Ray
Final Rank	10
Fastest Section Time (Section)	0:08.78 (Overall)
Top Speed [km/h] (Section)	63.7 (400m)
Race State	Finished



Ipswich QLD Professional

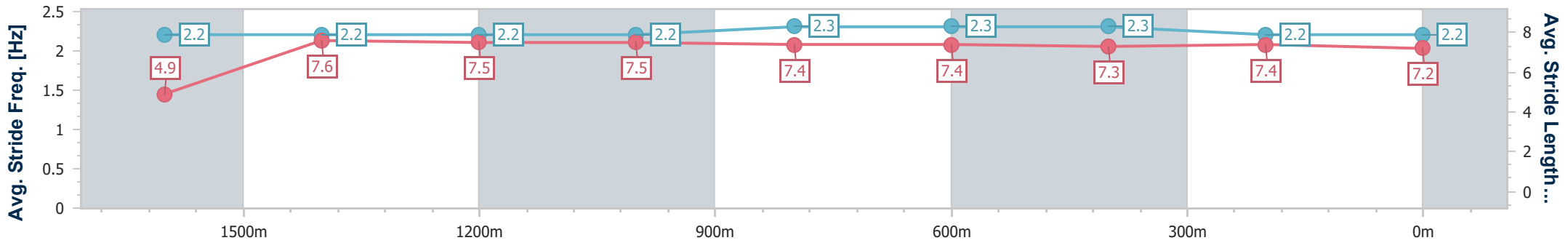
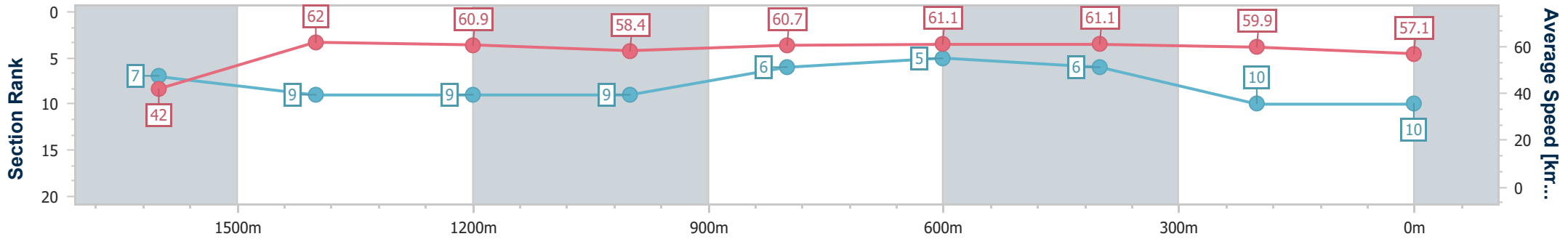
Race 6: GORDON'S GIN Class 1 Plate - 1700m

01 May 2024 - 15:30



Track Rating: Soft 5, Weather: Fine, Rail Position: +9.5m Entire

Section	Overall	1600m	1400m	1200m	1000m	800m	600m	400m	200m
Section Times	1:45.22 [10] (0:08.78)	1:36.44 [7] (0:11.68)	1:24.76 [9] (0:11.87)	1:12.89 [9] (0:12.37)	1:00.52 [9] (0:11.96)	0:48.56 [6] (0:11.85)	0:36.71 [5] (0:11.84)	0:24.87 [6] (0:12.14)	0:12.73 [10] (0:12.73)
Average Speed [km/h]	42.0	62.0	60.9	58.4	60.7	61.1	61.1	59.9	57.1
Top Speed [km/h]	60.7	62.8	62.5	59.6	62.0	62.6	63.3	63.7	59.4
Avg. Dist. to Rail [m]	19.0	0.8	0.5	0.5	1.1	0.6	0.9	2.4	3.3
Avg. Stride Freq. [Hz]	2.2	2.2	2.2	2.2	2.3	2.3	2.3	2.2	2.2
Avg. Stride Length [m]	4.9	7.6	7.5	7.5	7.4	7.4	7.3	7.4	7.2



- [] Ranking at each section and finish
- .-.- No data available at this section
- NA No data available



Horse/Jockey Name	Per Capita
Final Rank	11
Fastest Section Time (Section)	0:08.41 (Overall)
Top Speed [km/h] (Section)	64.5 (1600m)
Race State	Finished



Ipswich QLD Professional

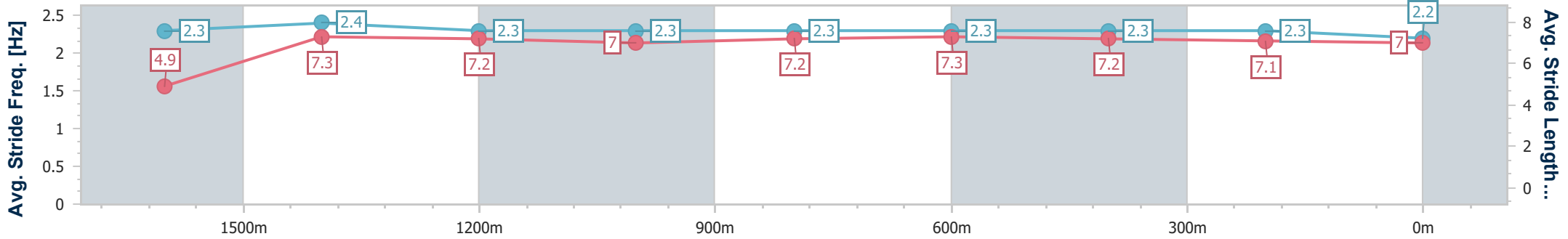
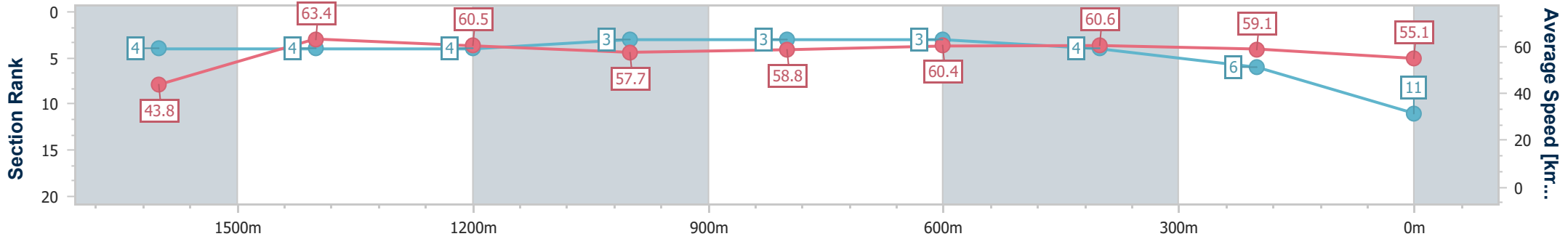
Race 6: GORDON'S GIN Class 1 Plate - 1700m



01 May 2024 - 15:30

Track Rating: Soft 5, Weather: Fine, Rail Position: +9.5m Entire

Section	Overall	1600m	1400m	1200m	1000m	800m	600m	400m	200m
Section Times	1:45.39 [11] (0:08.41)	1:36.98 [4] (0:11.36)	1:25.62 [4] (0:11.86)	1:13.76 [4] (0:12.45)	1:01.31 [3] (0:12.25)	0:49.06 [3] (0:11.92)	0:37.14 [3] (0:11.82)	0:25.32 [4] (0:12.18)	0:13.14 [6] (0:13.14)
Average Speed [km/h]	43.8	63.4	60.5	57.7	58.8	60.4	60.6	59.1	55.1
Top Speed [km/h]	61.8	64.5	62.2	59.6	60.1	61.8	61.9	59.8	58.3
Avg. Dist. to Rail [m]	18.9	0.9	1.2	1.1	0.8	1.1	1.1	1.7	1.5
Avg. Stride Freq. [Hz]	2.3	2.4	2.3	2.3	2.3	2.3	2.3	2.3	2.2
Avg. Stride Length [m]	4.9	7.3	7.2	7.0	7.2	7.3	7.2	7.1	7.0



- [] Ranking at each section and finish
- .-.- No data available at this section
- NA No data available

Track Rating: Soft 5, Weather: Fine, Rail Position: +9.5m Entire

Section												Last 600m		
Field Times		Overall	1000m	800m	600m	400m	200m						0:35.83	
		1:10.13 (0:11.94)	0:58.19 (0:10.57)	0:47.62 (0:11.79)	0:35.83 (0:11.93)	0:23.90 (0:12.03)	0:11.87 (0:11.87)							
Rank	TAB	Horse/Jockey	Barrier	Top Speed [km/h]	Fastest Section							Margin	Distance Travelled [m]	
1	2	PIZARRO James Orman	9	67.6 1000m	0:11.01 1000m	1:10.13 [1] (0:12.05)	0:58.08 [5] (0:11.01)	0:47.07 [6] (0:11.78)	0:35.29 [6] (0:11.97)	0:23.32 [7] (0:11.66)	0:11.66 [4] (0:11.66)	1:10.13	0:35.29	
2	6	ORIENT'S SECRET Martin Harley	6	67.8 1000m	0:10.98 1000m	1:10.24 [2] (0:12.57)	0:57.67 [10] (0:10.98)	0:46.69 [9] (0:11.46)	0:35.23 [9] (0:11.93)	0:23.30 [8] (0:11.80)	0:11.50 [8] (0:11.50)	0.11L	0:35.23	-7
3	3	SPACE TRACKER Ryan Maloney	4	67.8 1000m	0:10.92 1000m	1:10.31 [3] (0:12.46)	0:57.85 [8] (0:10.92)	0:46.93 [8] (0:11.52)	0:35.41 [7] (0:11.88)	0:23.53 [6] (0:11.86)	0:11.67 [6] (0:11.67)	0.07L	0:35.41	-9
4	8	JOVITA Samantha Collett	3	68.8 1000m	0:10.76 1000m	1:10.33 [4] (0:12.23)	0:58.10 [6] (0:10.76)	0:47.34 [5] (0:11.53)	0:35.81 [4] (0:12.00)	0:23.81 [4] (0:11.94)	0:11.87 [3] (0:11.87)	0.02L	0:35.81	-8
5	14	I AM TAKINGTHELOT Angela Jones	12	69.1 1000m	0:10.88 1000m	1:10.46 [5] (0:11.95)	0:58.51 [2] (0:10.88)	0:47.63 [3] (0:11.79)	0:35.84 [5] (0:11.91)	0:23.93 [5] (0:11.96)	0:11.97 [5] (0:11.97)	0.13L	0:35.84	-4
6	5	CARDONE Jim Byrne	1	69.8 1000m	0:10.69 1000m	1:10.69 [6] (0:11.98)	0:58.71 [4] (0:10.69)	0:48.02 [2] (0:11.66)	0:36.36 [2] (0:11.95)	0:24.41 [2] (0:11.98)	0:12.43 [1] (0:12.43)	0.23L	0:36.36	-6
7	9	ONE 'N' ONLY Stacey Callow	16	71.2 1000m	0:10.55 1000m	1:11.07 [7] (0:11.96)	0:59.11 [3] (0:10.55)	0:48.56 [1] (0:11.79)	0:36.77 [1] (0:11.93)	0:24.84 [1] (0:12.15)	0:12.69 [2] (0:12.69)	0.38L	0:36.77	-7
8	12	AKEMI Damien Thornton	15	67.4 1000m	0:11.04 1000m	1:11.08 [8] (0:12.24)	0:58.84 [7] (0:11.04)	0:47.80 [7] (0:11.69)	0:36.11 [8] (0:12.04)	0:24.07 [10] (0:11.88)	0:12.19 [9] (0:12.19)	0.01L	0:36.11	-1
9	4	TREPORTI Bailey Wheeler	7	67.8 1000m	0:11.05 1000m	1:11.34 [9] (0:12.51)	0:58.83 [9] (0:11.05)	0:47.78 [10] (0:11.50)	0:36.28 [10] (0:11.94)	0:24.34 [9] (0:12.28)	0:12.06 [10] (0:12.06)	0.26L	0:36.28	-1
10	10	DEEP FIRE Anthony Allen	14	69.2 1000m	0:10.89 1000m	1:11.38 [10] (0:11.94)	0:59.44 [1] (0:10.89)	0:48.55 [4] (0:11.63)	0:36.92 [3] (0:12.00)	0:24.92 [3] (0:12.28)	0:12.64 [7] (0:12.64)	0.04L	0:36.92	-2

Scratched: Ardern (#13), Hearsay (#16), Tres Redoute (#18), Yalla (#17), Inlanda (#7), Rock Together (#11), Great Aspirations (#1), Mission Ridge (#15)



Horse/Jockey Name	Pizarro
Final Rank	1
Fastest Section Time (Section)	0:11.01 (1000m)
Top Speed [km/h] (Section)	67.6 (1000m)
Race State	Finished



Ipswich QLD Professional

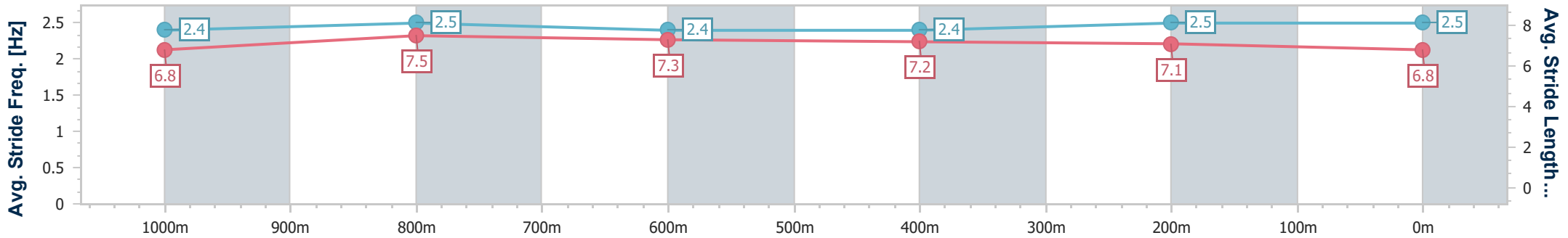
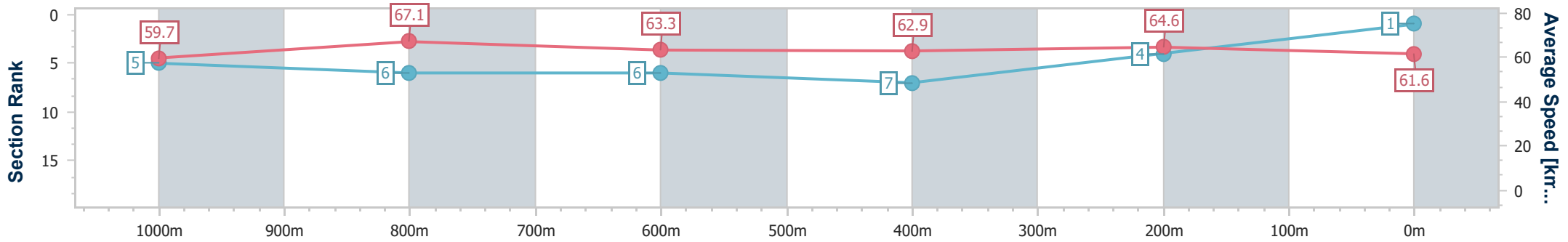
Race 7: TAB Class 3 Plate - 1200m

01 May 2024 - 16:08



Track Rating: Soft 5, Weather: Fine, Rail Position: +9.5m Entire

Section	Overall	1000m	800m	600m	400m	200m
Section Times	1:10.13 [1] (0:12.05)	0:58.08 [5] (0:11.01)	0:47.07 [6] (0:11.78)	0:35.29 [6] (0:11.97)	0:23.32 [7] (0:11.66)	0:11.66 [4]
Average Speed [km/h]	59.7	67.1	63.3	62.9	64.6	61.6
Top Speed [km/h]	66.9	67.6	66.1	64.8	66.0	63.6
Avg. Dist. to Rail [m]	13.5	10.2	9.6	10.3	13.6	15.5
Avg. Stride Freq. [Hz]	2.4	2.5	2.4	2.4	2.5	2.5
Avg. Stride Length [m]	6.8	7.5	7.3	7.2	7.1	6.8



- [] Ranking at each section and finish
- .-.-.- No data available at this section
- NA No data available



Horse/Jockey Name	Orient's Secret
Final Rank	2
Fastest Section Time (Section)	0:10.98 (1000m)
Top Speed [km/h] (Section)	67.8 (1000m)
Race State	Finished



Ipswich QLD Professional

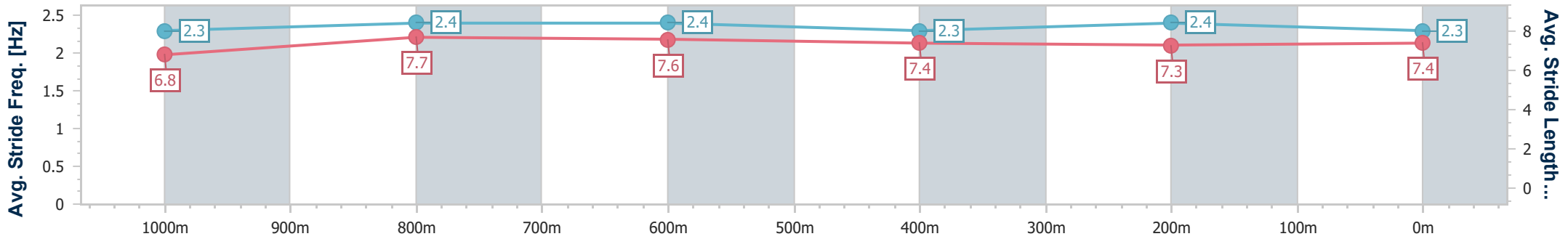
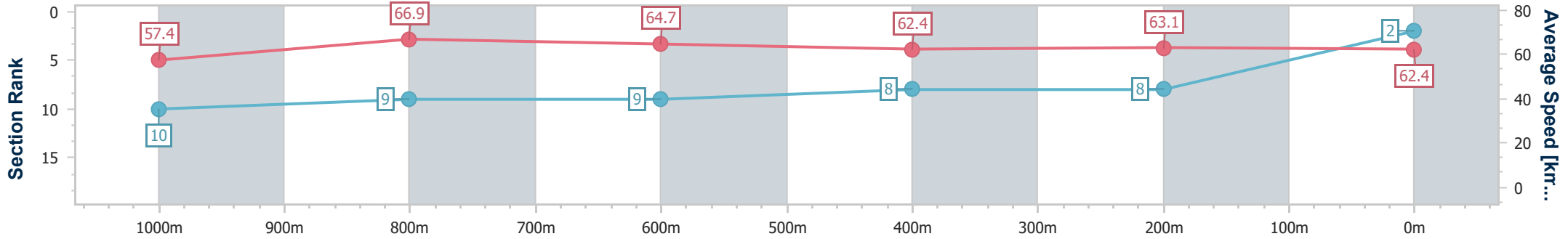
Race 7: TAB Class 3 Plate - 1200m

01 May 2024 - 16:08



Track Rating: Soft 5, Weather: Fine, Rail Position: +9.5m Entire

Section	Overall	1000m	800m	600m	400m	200m
Section Times	1:10.24 [2] (0:12.57)	0:57.67 [10] (0:10.98)	0:46.69 [9] (0:11.46)	0:35.23 [9] (0:11.93)	0:23.30 [8] (0:11.80)	0:11.50 [8]
Average Speed [km/h]	57.4	66.9	64.7	62.4	63.1	62.4
Top Speed [km/h]	67.6	67.8	66.4	64.0	63.9	63.4
Avg. Dist. to Rail [m]	12.5	8.8	8.0	7.9	10.4	13.8
Avg. Stride Freq. [Hz]	2.3	2.4	2.4	2.3	2.4	2.3
Avg. Stride Length [m]	6.8	7.7	7.6	7.4	7.3	7.4



- [] Ranking at each section and finish
- .-.- No data available at this section
- NA No data available



Horse/Jockey Name	Space Tracker
Final Rank	3
Fastest Section Time (Section)	0:10.92 (1000m)
Top Speed [km/h] (Section)	67.8 (1000m)
Race State	Finished



Ipswich QLD Professional

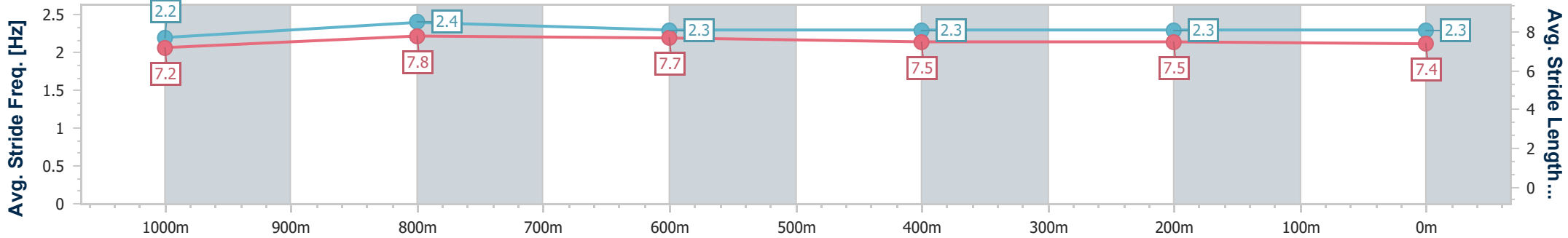
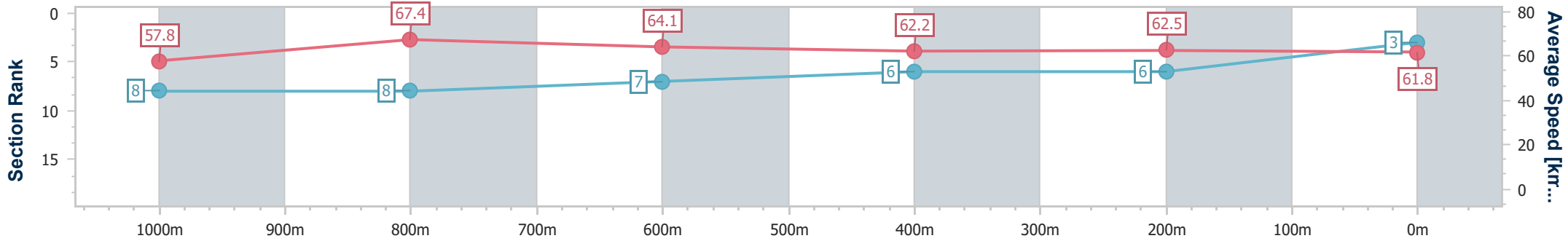
Race 7: TAB Class 3 Plate - 1200m

01 May 2024 - 16:08



Track Rating: Soft 5, Weather: Fine, Rail Position: +9.5m Entire

Section	Overall	1000m	800m	600m	400m	200m
Section Times	1:10.31 [3] (0:12.46)	0:57.85 [8] (0:10.92)	0:46.93 [8] (0:11.52)	0:35.41 [7] (0:11.88)	0:23.53 [6] (0:11.86)	0:11.67 [6] (0:11.67)
Average Speed [km/h]	57.8	67.4	64.1	62.2	62.5	61.8
Top Speed [km/h]	67.3	67.8	66.4	63.3	63.9	63.4
Avg. Dist. to Rail [m]	12.0	8.8	6.9	6.9	8.0	9.5
Avg. Stride Freq. [Hz]	2.2	2.4	2.3	2.3	2.3	2.3
Avg. Stride Length [m]	7.2	7.8	7.7	7.5	7.5	7.4



- [] Ranking at each section and finish
- .-.- No data available at this section
- NA No data available



Horse/Jockey Name	Jovita
Final Rank	4
Fastest Section Time (Section)	0:10.76 (1000m)
Top Speed [km/h] (Section)	68.8 (1000m)
Race State	Finished



Ipswich QLD Professional

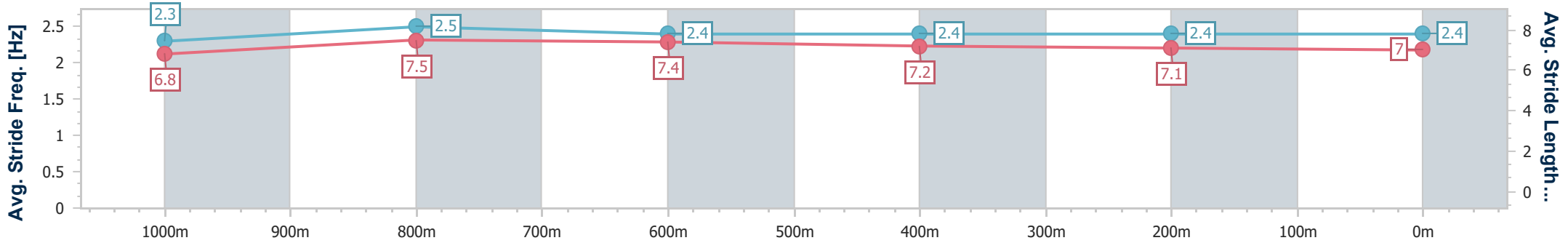
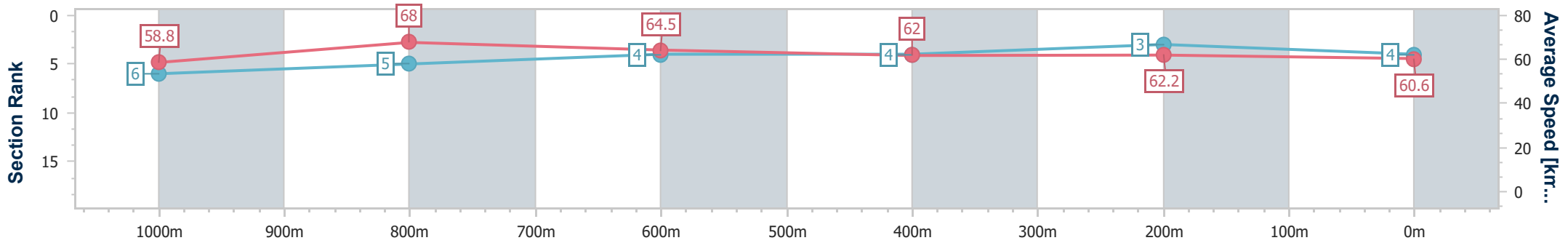
Race 7: TAB Class 3 Plate - 1200m

01 May 2024 - 16:08



Track Rating: Soft 5, Weather: Fine, Rail Position: +9.5m Entire

Section	Overall	1000m	800m	600m	400m	200m
Section Times	1:10.33 [4] (0:12.23)	0:58.10 [6] (0:10.76)	0:47.34 [5] (0:11.53)	0:35.81 [4] (0:12.00)	0:23.81 [4] (0:11.94)	0:11.87 [3] (0:11.87)
Average Speed [km/h]	58.8	68.0	64.5	62.0	62.2	60.6
Top Speed [km/h]	68.1	68.8	67.5	62.5	62.8	62.3
Avg. Dist. to Rail [m]	11.6	8.4	8.1	8.1	8.7	10.3
Avg. Stride Freq. [Hz]	2.3	2.5	2.4	2.4	2.4	2.4
Avg. Stride Length [m]	6.8	7.5	7.4	7.2	7.1	7.0



- [] Ranking at each section and finish
- .-.- No data available at this section
- NA No data available



Horse/Jockey Name	I Am Takingthelot
Final Rank	5
Fastest Section Time (Section)	0:10.88 (1000m)
Top Speed [km/h] (Section)	69.1 (1000m)
Race State	Finished



Ipswich QLD Professional

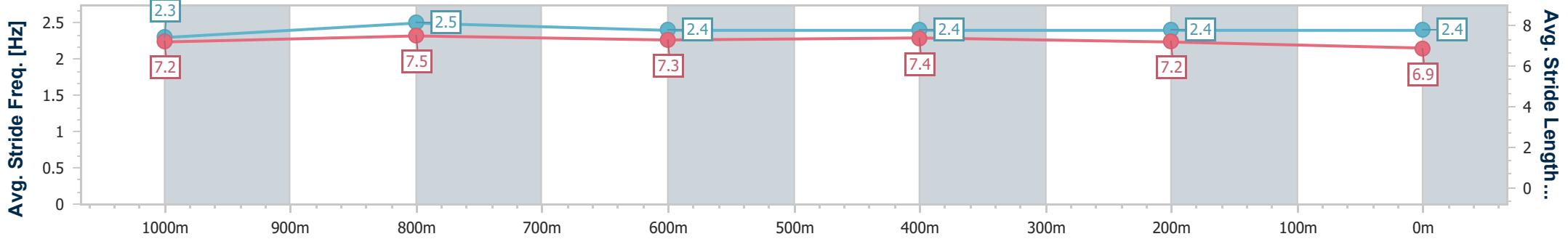
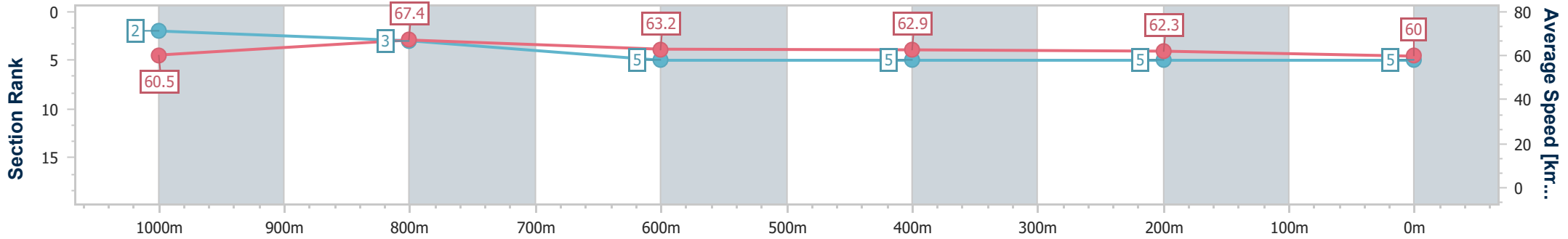
Race 7: TAB Class 3 Plate - 1200m

01 May 2024 - 16:08



Track Rating: Soft 5, Weather: Fine, Rail Position: +9.5m Entire

Section	Overall	1000m	800m	600m	400m	200m
Section Times	1:10.46 [5] (0:11.95)	0:58.51 [2] (0:10.88)	0:47.63 [3] (0:11.79)	0:35.84 [5] (0:11.91)	0:23.93 [5] (0:11.96)	0:11.97 [5] (0:11.97)
Average Speed [km/h]	60.5	67.4	63.2	62.9	62.3	60.0
Top Speed [km/h]	67.8	69.1	65.5	63.6	63.4	61.7
Avg. Dist. to Rail [m]	14.9	10.1	9.1	8.9	10.0	12.3
Avg. Stride Freq. [Hz]	2.3	2.5	2.4	2.4	2.4	2.4
Avg. Stride Length [m]	7.2	7.5	7.3	7.4	7.2	6.9



- [] Ranking at each section and finish
- .-.- No data available at this section
- NA No data available



Horse/Jockey Name	Cardone
Final Rank	6
Fastest Section Time (Section)	0:10.69 (1000m)
Top Speed [km/h] (Section)	69.8 (1000m)
Race State	Finished



Ipswich QLD Professional

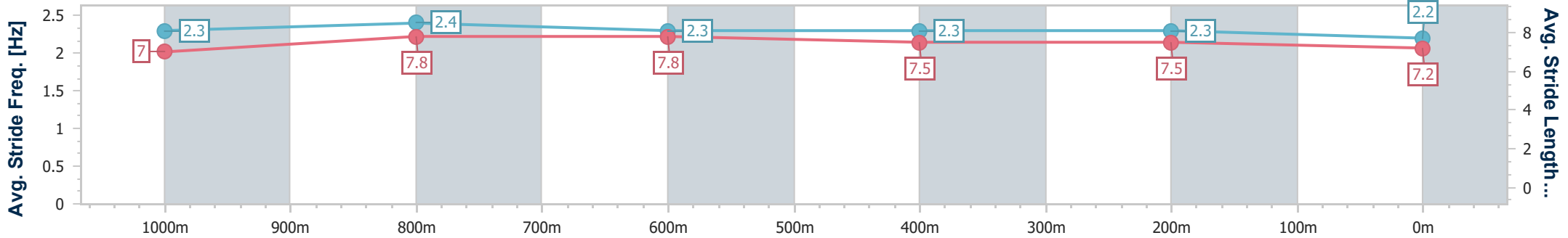
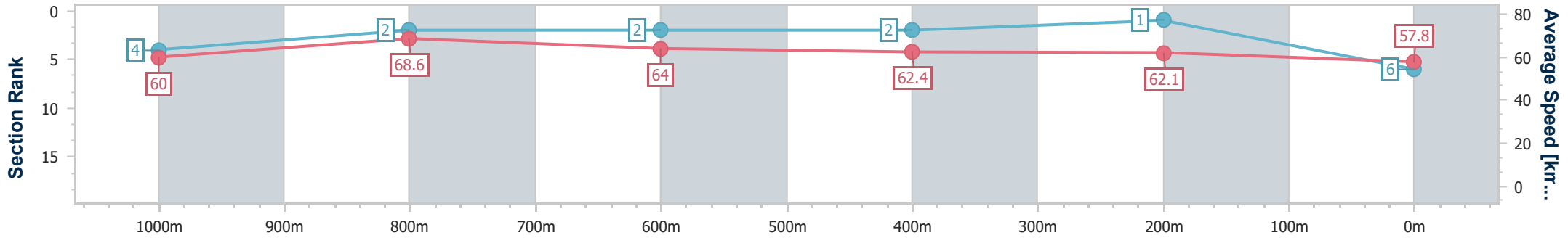
Race 7: TAB Class 3 Plate - 1200m

01 May 2024 - 16:08



Track Rating: Soft 5, Weather: Fine, Rail Position: +9.5m Entire

Section	Overall	1000m	800m	600m	400m	200m
Section Times	1:10.69 [6] (0:11.98)	0:58.71 [4] (0:10.69)	0:48.02 [2] (0:11.66)	0:36.36 [2] (0:11.95)	0:24.41 [2] (0:11.98)	0:12.43 [1] (0:12.43)
Average Speed [km/h]	60.0	68.6	64.0	62.4	62.1	57.8
Top Speed [km/h]	68.3	69.8	67.1	63.0	63.0	60.8
Avg. Dist. to Rail [m]	10.9	9.1	8.9	8.8	8.9	8.7
Avg. Stride Freq. [Hz]	2.3	2.4	2.3	2.3	2.3	2.2
Avg. Stride Length [m]	7.0	7.8	7.8	7.5	7.5	7.2



- [] Ranking at each section and finish
- .-.- No data available at this section
- NA No data available



Horse/Jockey Name	One 'N' Only
Final Rank	7
Fastest Section Time (Section)	0:10.55 (1000m)
Top Speed [km/h] (Section)	71.2 (1000m)
Race State	Finished



Ipswich QLD Professional

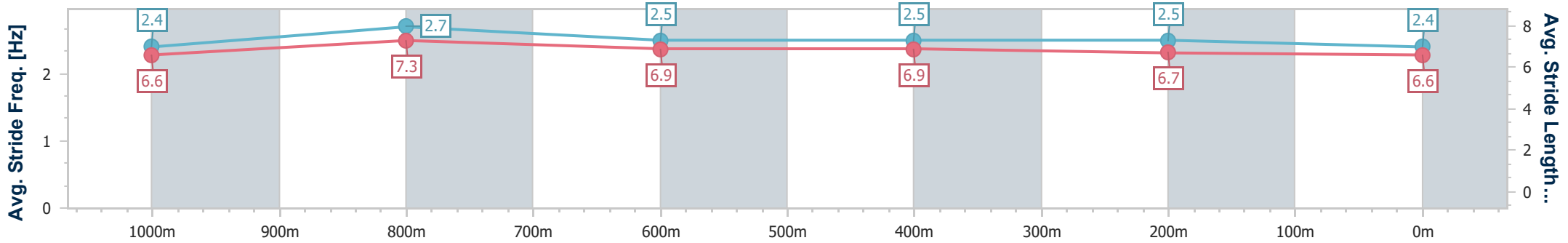
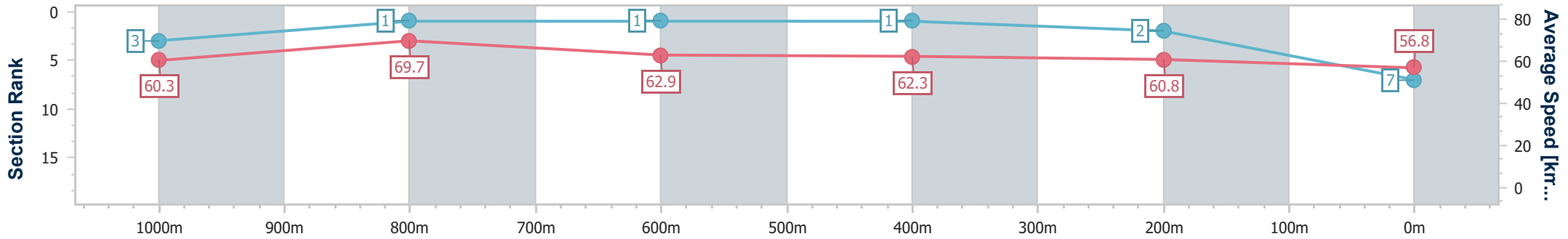
Race 7: TAB Class 3 Plate - 1200m

01 May 2024 - 16:08



Track Rating: Soft 5, Weather: Fine, Rail Position: +9.5m Entire

Section	Overall	1000m	800m	600m	400m	200m
Section Times	1:11.07 [7] (0:11.96)	0:59.11 [3] (0:10.55)	0:48.56 [1] (0:11.79)	0:36.77 [1] (0:11.93)	0:24.84 [1] (0:12.15)	0:12.69 [2] (0:12.69)
Average Speed [km/h]	60.3	69.7	62.9	62.3	60.8	56.8
Top Speed [km/h]	70.8	71.2	66.3	63.0	62.3	59.5
Avg. Dist. to Rail [m]	18.5	11.6	7.8	7.8	7.1	8.0
Avg. Stride Freq. [Hz]	2.4	2.7	2.5	2.5	2.5	2.4
Avg. Stride Length [m]	6.6	7.3	6.9	6.9	6.7	6.6



- [] Ranking at each section and finish
- .-.- No data available at this section
- NA No data available



Horse/Jockey Name	Akemi
Final Rank	8
Fastest Section Time (Section)	0:11.04 (1000m)
Top Speed [km/h] (Section)	67.4 (1000m)
Race State	Finished



Ipswich QLD Professional

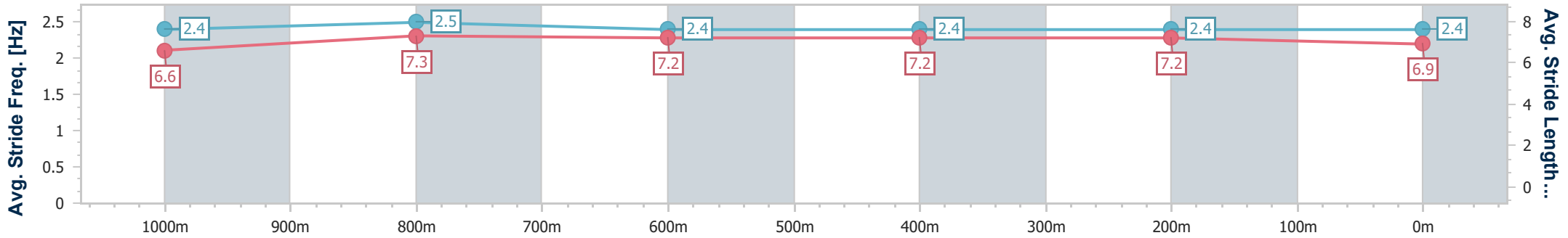
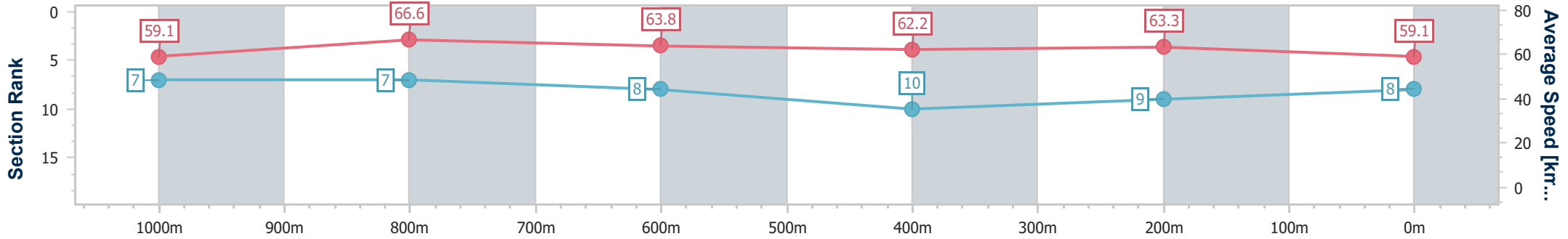
Race 7: TAB Class 3 Plate - 1200m

01 May 2024 - 16:08



Track Rating: Soft 5, Weather: Fine, Rail Position: +9.5m Entire

Section	Overall	1000m	800m	600m	400m	200m
Section Times	1:11.08 [8] (0:12.24)	0:58.84 [7] (0:11.04)	0:47.80 [7] (0:11.69)	0:36.11 [8] (0:12.04)	0:24.07 [10] (0:11.88)	0:12.19 [9] (0:12.19)
Average Speed [km/h]	59.1	66.6	63.8	62.2	63.3	59.1
Top Speed [km/h]	65.3	67.4	65.9	64.7	65.4	61.4
Avg. Dist. to Rail [m]	17.7	10.4	9.4	10.1	12.4	15.1
Avg. Stride Freq. [Hz]	2.4	2.5	2.4	2.4	2.4	2.4
Avg. Stride Length [m]	6.6	7.3	7.2	7.2	7.2	6.9



- [] Ranking at each section and finish
- .-.-.- No data available at this section
- NA No data available



Horse/Jockey Name	Treporti
Final Rank	9
Fastest Section Time (Section)	0:11.05 (1000m)
Top Speed [km/h] (Section)	67.8 (1000m)
Race State	Finished



Ipswich QLD Professional

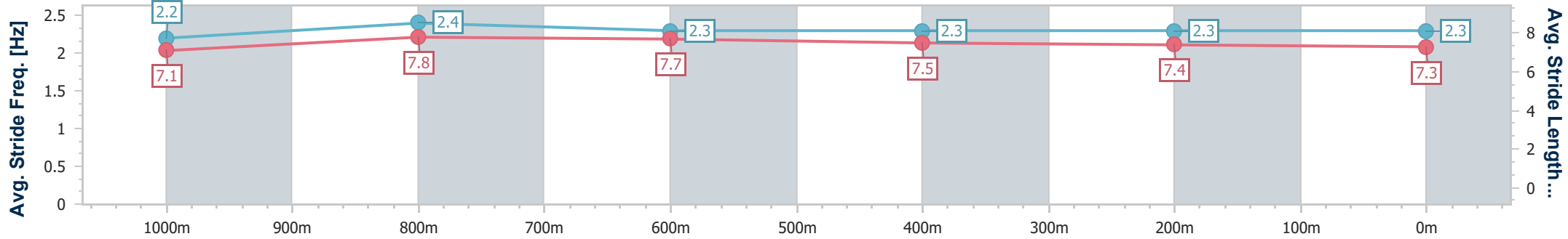
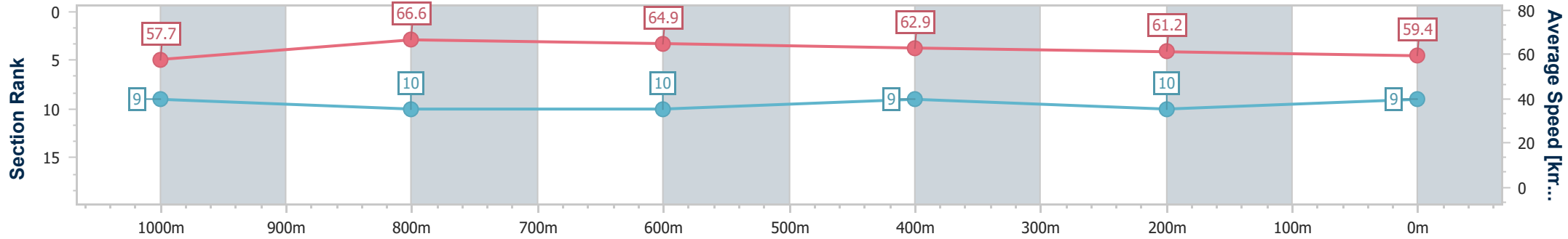
Race 7: TAB Class 3 Plate - 1200m

01 May 2024 - 16:08



Track Rating: Soft 5, Weather: Fine, Rail Position: +9.5m Entire

Section	Overall	1000m	800m	600m	400m	200m
Section Times	1:11.34 [9] (0:12.51)	0:58.83 [9] (0:11.05)	0:47.78 [10] (0:11.50)	0:36.28 [10] (0:11.94)	0:24.34 [9] (0:12.28)	0:12.06 [10]
Average Speed [km/h]	57.7	66.6	64.9	62.9	61.2	59.4
Top Speed [km/h]	67.2	67.8	66.4	64.0	63.1	61.2
Avg. Dist. to Rail [m]	14.7	10.9	9.8	10.2	11.5	10.0
Avg. Stride Freq. [Hz]	2.2	2.4	2.3	2.3	2.3	2.3
Avg. Stride Length [m]	7.1	7.8	7.7	7.5	7.4	7.3



- [] Ranking at each section and finish
- .-.- No data available at this section
- NA No data available



Horse/Jockey Name	Deep Fire
Final Rank	10
Fastest Section Time (Section)	0:10.89 (1000m)
Top Speed [km/h] (Section)	69.2 (1000m)
Race State	Finished



Ipswich QLD Professional

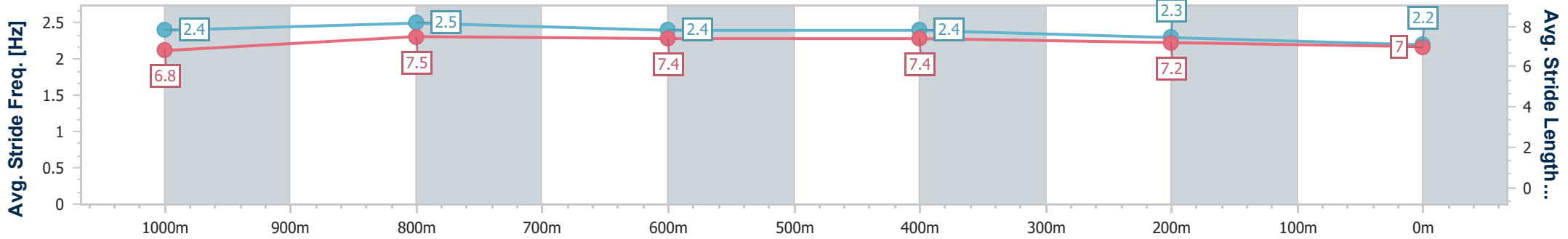
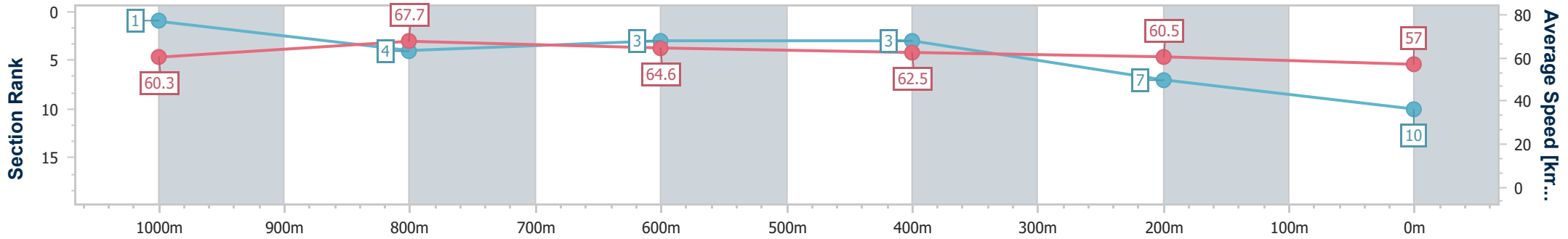
Race 7: TAB Class 3 Plate - 1200m

01 May 2024 - 16:08



Track Rating: Soft 5, Weather: Fine, Rail Position: +9.5m Entire

Section	Overall	1000m	800m	600m	400m	200m
Section Times	1:11.38 [10] (0:11.94)	0:59.44 [1] (0:10.89)	0:48.55 [4] (0:11.63)	0:36.92 [3] (0:12.00)	0:24.92 [3] (0:12.28)	0:12.64 [7] (0:12.64)
Average Speed [km/h]	60.3	67.7	64.6	62.5	60.5	57.0
Top Speed [km/h]	68.4	69.2	66.4	63.2	62.8	59.4
Avg. Dist. to Rail [m]	15.5	10.9	10.6	10.2	9.9	11.1
Avg. Stride Freq. [Hz]	2.4	2.5	2.4	2.4	2.3	2.2
Avg. Stride Length [m]	6.8	7.5	7.4	7.4	7.2	7.0



- [] Ranking at each section and finish
- .-.- No data available at this section
- NA No data available

Ipswich QLD Professional

Race 8: FAMILY DAY RACES THIS MONDAY BENCHMARK 68 Handicap - 1350m

01 May 2024 - 16:43

Track Rating: Soft 5, Weather: Fine, Rail Position: +9.5m Entire

Section		Overall	1200m	1000m	800m	600m	400m	Last 600m				
Field Times		1:19.94 (0:09.00)	1:10.94 (0:11.12)	0:59.82 (0:11.40)	0:48.42 (0:11.90)	0:36.52 (0:12.05)	0:24.47 (0:12.33)	0:36.52				
Rank	TAB Horse/Jockey	Barrier	Top Speed [km/h]	Fastest Section	Distance Travelled [m]							
1	3 CENTRE BOUNCE Robbie Dolan	3	65.4	0:09.39	1:19.94 [1] (0:09.39)	1:10.55 [5] (0:11.30)	0:59.25 [4] (0:11.37)	0:47.88 [3] (0:11.85)	0:36.03 [3] (0:11.95)	0:24.08 [3] (0:12.12)	0:36.03	
2	1 BUTCH'N'BUGS Yvette Lewis	13	66.1	0:09.61	1:19.96 [2] (0:09.61)	1:10.35 [8] (0:11.49)	0:58.86 [8] (0:11.28)	0:47.58 [7] (0:11.84)	0:35.74 [6] (0:11.99)	0:23.75 [6] (0:11.93)	0:35.74	+0
3	10 DISNEY CASTLE Mark Du Plessis	8	66.5	0:09.44	1:20.11 [3] (0:09.44)	1:10.67 [6] (0:11.45)	0:59.22 [5] (0:11.38)	0:47.84 [5] (0:11.87)	0:35.97 [5] (0:11.97)	0:24.00 [4] (0:12.06)	0:35.97	+5
4	2 INVAHIR Cejay Graham	1	66.4	0:09.00	1:20.21 [4] (0:09.00)	1:11.21 [1] (0:11.12)	1:00.09 [1] (0:11.40)	0:48.69 [1] (0:11.90)	0:36.79 [1] (0:12.05)	0:24.74 [1] (0:12.33)	0:36.79	-1
5	12 FIXATED James Orman	14	66.2	0:09.18	1:20.33 [5] (0:09.18)	1:11.15 [3] (0:11.49)	0:59.66 [3] (0:11.46)	0:48.20 [4] (0:11.94)	0:36.26 [4] (0:12.04)	0:24.22 [5] (0:12.15)	0:36.26	+7
6	5 TORONADO ROUGE Bailey Wheeler	6	66.6	0:09.11	1:20.54 [6] (0:09.11)	1:11.43 [2] (0:11.14)	1:00.29 [2] (0:11.37)	0:48.92 [2] (0:11.90)	0:37.02 [2] (0:12.06)	0:24.96 [2] (0:12.40)	0:37.02	+3
7	11 PERSEVERE Tahlia Fenlon	10	65.8	0:09.84	1:21.35 [7] (0:09.84)	1:11.51 [9] (0:11.84)	0:59.67 [9] (0:11.36)	0:48.31 [9] (0:11.78)	0:36.53 [9] (0:12.12)	0:24.41 [9] (0:12.26)	0:36.53	+5
8	9 SKYWRITER Ryan Maloney	18	66.4	0:09.51	1:21.47 [8] (0:09.51)	1:11.96 [7] (0:11.59)	1:00.37 [7] (0:11.31)	0:49.06 [8] (0:11.92)	0:37.14 [8] (0:11.95)	0:25.19 [7] (0:12.39)	0:37.14	+5
9	6 DAMIANI Sean Cormack	15	65.4	0:09.35	1:23.83 [9] (0:09.35)	1:14.48 [4] (0:11.54)	1:02.94 [6] (0:11.48)	0:51.46 [6] (0:11.91)	0:39.55 [7] (0:12.36)	0:27.19 [8] (0:12.93)	0:39.55	+5
10	13 OUTBURST Martin Harley	2	64.1	0:10.00	1:36.17 [10] (0:10.00)	1:26.17 [10] (0:12.21)	1:13.96 [10] (0:11.60)	1:02.36 [10] (0:11.86)	0:50.50 [10] (0:12.79)	0:37.71 [10] (0:15.33)	0:50.50	+4

Scratched: Takara Star (#14), Dulcet (#18), Picko Rocks (#16), Denied (#7), Ma's Epic (#17), Thankful Heart (#4), I Am Takingthelot (#8), Star Seeker (#15)



Ipswich QLD Professional
Race 8: FAMILY DAY RACES THIS MONDAY BENCHMARK 68 Handicap - 1350m
 01 May 2024 - 16:43



Track Rating: Soft 5, Weather: Fine, Rail Position: +9.5m Entire

Section				200m				Last 600m	
Field Times				0:12.14 (0:12.14)				0:36.52	
Rank	TAB	Horse/Jockey	Barrier	Top Speed [km/h]	Fastest Section	Margin			Distance Travelled [m]
1	3	CENTRE BOUNCE Robbie Dolan	3	65.4 1000m	0:09.39 Overall	0:11.96 [3] (0:11.96)	1:19.94		0:36.03
2	1	BUTCH'N'BUGS Yvette Lewis	13	66.1 1000m	0:09.61 Overall	0:11.82 [4] (0:11.82)	0.02L		0:35.74 +0
3	10	DISNEY CASTLE Mark Du Plessis	8	66.5 1000m	0:09.44 Overall	0:11.94 [5] (0:11.94)	0.15L		0:35.97 +5
4	2	INVAHIR Cejay Graham	1	66.4 1200m	0:09.00 Overall	0:12.41 [1] (0:12.41)	0.1L		0:36.79 -1
5	12	FIXATED James Orman	14	66.2 1000m	0:09.18 Overall	0:12.07 [6] (0:12.07)	0.12L		0:36.26 +7
6	5	TORONADO ROUGE Bailey Wheeler	6	66.6 1200m	0:09.11 Overall	0:12.56 [2] (0:12.56)	0.21L		0:37.02 +3
7	11	PERSEVERE Tahlia Fenlon	10	65.8 800m	0:09.84 Overall	0:12.15 [8] (0:12.15)	0.81L		0:36.53 +5
8	9	SKYWRITER Ryan Maloney	18	66.4 1000m	0:09.51 Overall	0:12.80 [7] (0:12.80)	0.12L		0:37.14 +5
9	6	DAMIANI Sean Cormack	15	65.4 1000m	0:09.35 Overall	0:14.26 [9] (0:14.26)	2.36L		0:39.55 +5
10	13	OUTBURST Martin Harley	2	64.1 800m	0:10.00 Overall	0:22.38 [10] (0:22.38)	12.34L		0:50.50 +4

Scratched: Takara Star (#14), Dulcet (#18), Picko Rocks (#16), Denied (#7), Ma's Epic (#17), Thankful Heart (#4), I Am Takingthelot (#8), Star Seeker (#15)

[] Ranking at each section and finish
 -:-:- No data available at this section
 NA No data available
 SCN Saddle cloth number
 DNF Did not finish
 DNT Did not track



Horse/Jockey Name	Centre Bounce
Final Rank	1
Fastest Section Time (Section)	0:09.39 (Overall)
Top Speed [km/h] (Section)	65.4 (1000m)
Race State	Finished

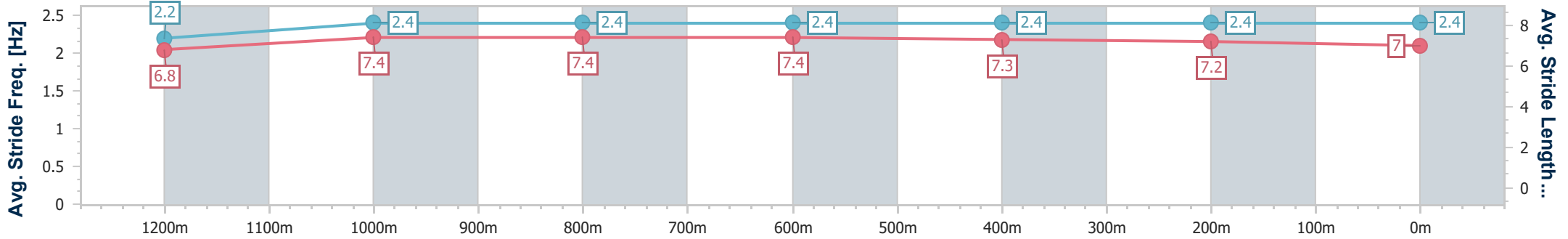
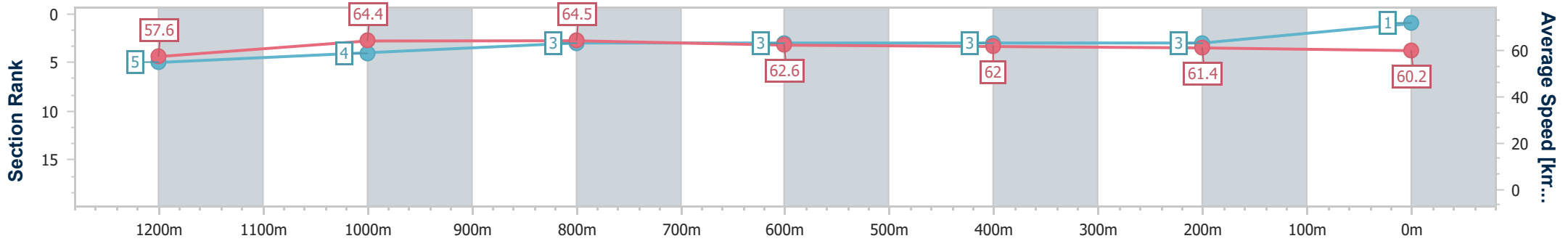


Ipswich QLD Professional
 Race 8: FAMILY DAY RACES THIS MONDAY BENCHMARK 68
 Handicap - 1350m
 01 May 2024 - 16:43



Track Rating: Soft 5, Weather: Fine, Rail Position: +9.5m Entire

Section	Overall	1200m	1000m	800m	600m	400m	200m
Section Times	1:19.94 [1] (0:09.39)	1:10.55 [5] (0:11.30)	0:59.25 [4] (0:11.37)	0:47.88 [3] (0:11.85)	0:36.03 [3] (0:11.95)	0:24.08 [3] (0:12.12)	0:11.96 [3] (0:11.96)
Average Speed [km/h]	57.6	64.4	64.5	62.6	62.0	61.4	60.2
Top Speed [km/h]	62.9	65.4	65.4	63.9	63.1	63.7	61.2
Avg. Dist. to Rail [m]	9.7	7.8	8.3	7.8	7.4	8.0	8.9
Avg. Stride Freq. [Hz]	2.2	2.4	2.4	2.4	2.4	2.4	2.4
Avg. Stride Length [m]	6.8	7.4	7.4	7.4	7.3	7.2	7.0



- [] Ranking at each section and finish
- .-.- No data available at this section
- NA No data available



Horse/Jockey Name	Butch'n'bugs
Final Rank	2
Fastest Section Time (Section)	0:09.61 (Overall)
Top Speed [km/h] (Section)	66.1 (1000m)
Race State	Finished

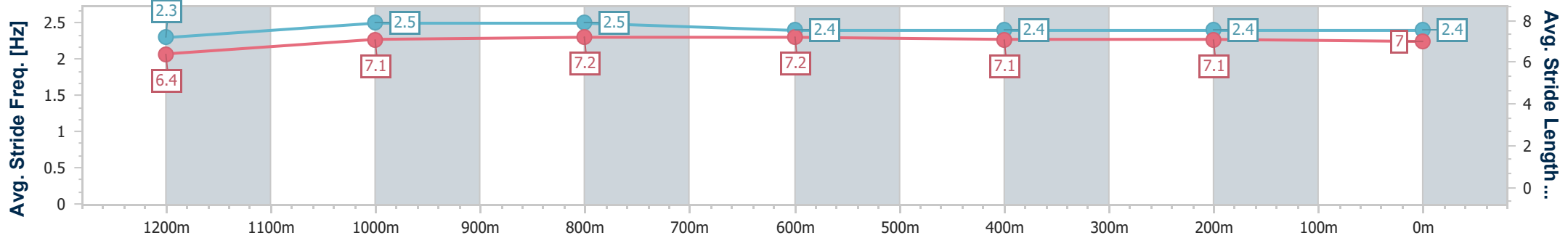
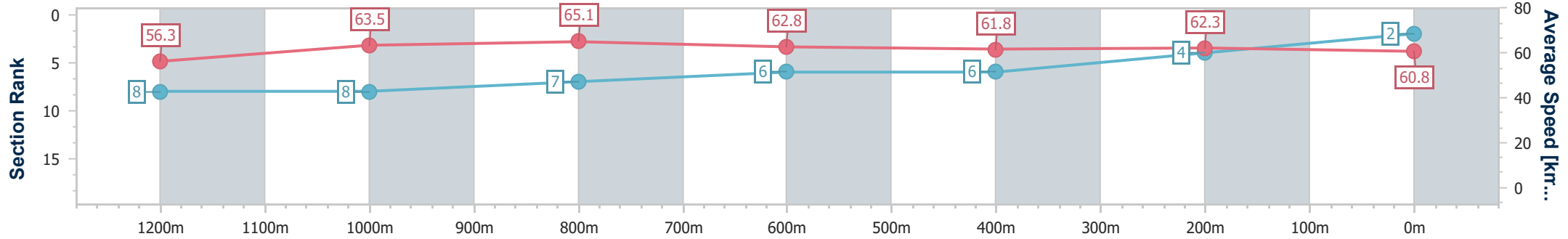


Ipswich QLD Professional
 Race 8: FAMILY DAY RACES THIS MONDAY BENCHMARK 68
 Handicap - 1350m
 01 May 2024 - 16:43



Track Rating: Soft 5, Weather: Fine, Rail Position: +9.5m Entire

Section	Overall	1200m	1000m	800m	600m	400m	200m
Section Times	1:19.96 [2] (0:09.61)	1:10.35 [8] (0:11.49)	0:58.86 [8] (0:11.28)	0:47.58 [7] (0:11.84)	0:35.74 [6] (0:11.99)	0:23.75 [6] (0:11.93)	0:11.82 [4] (0:11.82)
Average Speed [km/h]	56.3	63.5	65.1	62.8	61.8	62.3	60.8
Top Speed [km/h]	59.4	65.1	66.1	64.1	62.6	64.1	61.6
Avg. Dist. to Rail [m]	13.3	8.3	8.9	8.1	7.8	8.5	10.4
Avg. Stride Freq. [Hz]	2.3	2.5	2.5	2.4	2.4	2.4	2.4
Avg. Stride Length [m]	6.4	7.1	7.2	7.2	7.1	7.1	7.0



- [] Ranking at each section and finish
- .-.- No data available at this section
- NA No data available



Horse/Jockey Name	Disney Castle
Final Rank	3
Fastest Section Time (Section)	0:09.44 (Overall)
Top Speed [km/h] (Section)	66.5 (1000m)
Race State	Finished

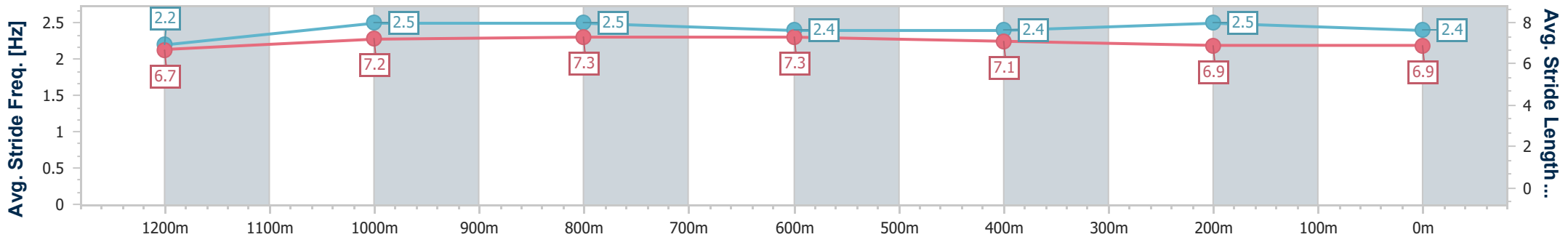
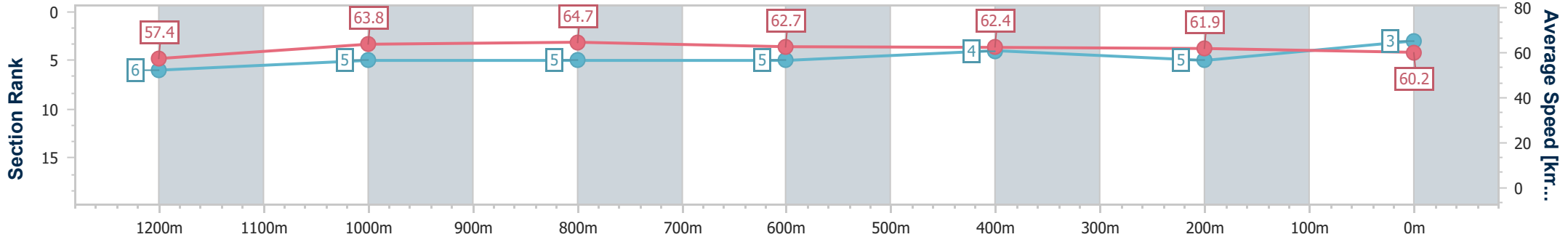


Ipswich QLD Professional
 Race 8: FAMILY DAY RACES THIS MONDAY BENCHMARK 68
 Handicap - 1350m
 01 May 2024 - 16:43



Track Rating: Soft 5, Weather: Fine, Rail Position: +9.5m Entire

Section	Overall	1200m	1000m	800m	600m	400m	200m
Section Times	1:20.11 [3] (0:09.44)	1:10.67 [6] (0:11.45)	0:59.22 [5] (0:11.38)	0:47.84 [5] (0:11.87)	0:35.97 [5] (0:11.97)	0:24.00 [4] (0:12.06)	0:11.94 [5] (0:11.94)
Average Speed [km/h]	57.4	63.8	64.7	62.7	62.4	61.9	60.2
Top Speed [km/h]	61.7	64.6	66.5	63.6	62.9	62.9	62.6
Avg. Dist. to Rail [m]	11.7	9.9	10.3	9.0	8.7	10.4	12.3
Avg. Stride Freq. [Hz]	2.2	2.5	2.5	2.4	2.4	2.5	2.4
Avg. Stride Length [m]	6.7	7.2	7.3	7.3	7.1	6.9	6.9



- [] Ranking at each section and finish
- .-.- No data available at this section
- NA No data available



Horse/Jockey Name	Invahir
Final Rank	4
Fastest Section Time (Section)	0:09.00 (Overall)
Top Speed [km/h] (Section)	66.4 (1200m)
Race State	Finished

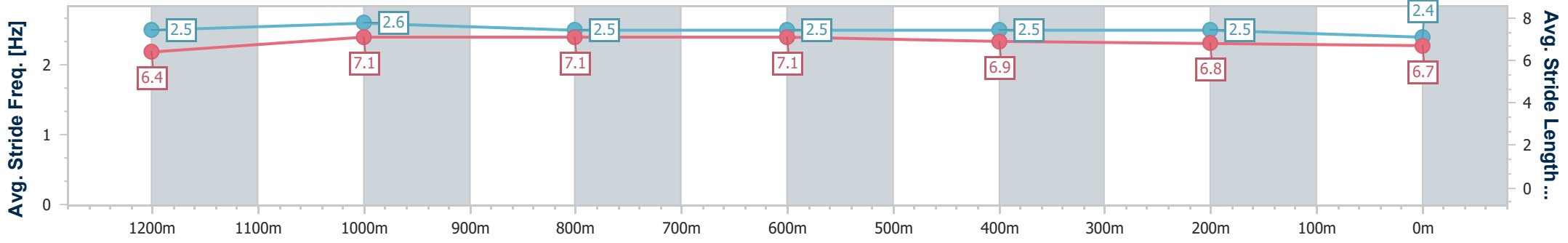
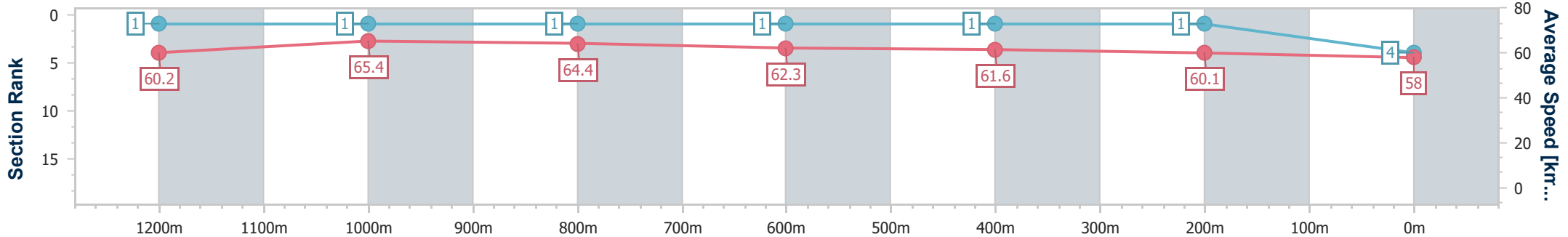


Ipswich QLD Professional
 Race 8: FAMILY DAY RACES THIS MONDAY BENCHMARK 68
 Handicap - 1350m
 01 May 2024 - 16:43



Track Rating: Soft 5, Weather: Fine, Rail Position: +9.5m Entire

Section	Overall	1200m	1000m	800m	600m	400m	200m
Section Times	1:20.21 [4] (0:09.00)	1:11.21 [1] (0:11.12)	1:00.09 [1] (0:11.40)	0:48.69 [1] (0:11.90)	0:36.79 [1] (0:12.05)	0:24.74 [1] (0:12.33)	0:12.41 [1] (0:12.41)
Average Speed [km/h]	60.2	65.4	64.4	62.3	61.6	60.1	58.0
Top Speed [km/h]	62.8	66.4	65.5	63.3	62.9	61.1	59.7
Avg. Dist. to Rail [m]	9.1	8.4	8.2	7.7	7.9	7.6	8.1
Avg. Stride Freq. [Hz]	2.5	2.6	2.5	2.5	2.5	2.5	2.4
Avg. Stride Length [m]	6.4	7.1	7.1	7.1	6.9	6.8	6.7



- [] Ranking at each section and finish
- .-.- No data available at this section
- NA No data available



Horse/Jockey Name	Fixated
Final Rank	5
Fastest Section Time (Section)	0:09.18 (Overall)
Top Speed [km/h] (Section)	66.2 (1000m)
Race State	Finished

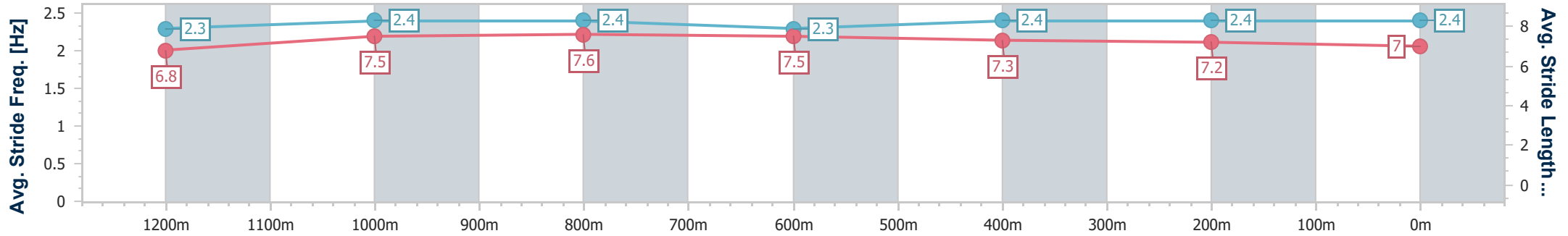
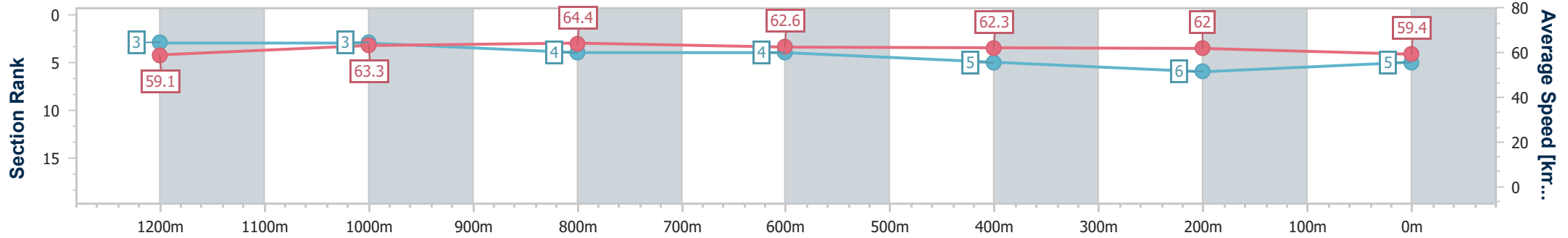


Ipswich QLD Professional
 Race 8: FAMILY DAY RACES THIS MONDAY BENCHMARK 68
 Handicap - 1350m
 01 May 2024 - 16:43



Track Rating: Soft 5, Weather: Fine, Rail Position: +9.5m Entire

Section	Overall	1200m	1000m	800m	600m	400m	200m
Section Times	1:20.33 [5] (0:09.18)	1:11.15 [3] (0:11.49)	0:59.66 [3] (0:11.46)	0:48.20 [4] (0:11.94)	0:36.26 [4] (0:12.04)	0:24.22 [5] (0:12.15)	0:12.07 [6] (0:12.07)
Average Speed [km/h]	59.1	63.3	64.4	62.6	62.3	62.0	59.4
Top Speed [km/h]	63.8	65.3	66.2	64.0	64.0	63.3	63.6
Avg. Dist. to Rail [m]	14.8	10.5	9.7	9.4	10.1	11.4	10.7
Avg. Stride Freq. [Hz]	2.3	2.4	2.4	2.3	2.4	2.4	2.4
Avg. Stride Length [m]	6.8	7.5	7.6	7.5	7.3	7.2	7.0



- [] Ranking at each section and finish
- .-.- No data available at this section
- NA No data available



Horse/Jockey Name	Tornado Rouge
Final Rank	6
Fastest Section Time (Section)	0:09.11 (Overall)
Top Speed [km/h] (Section)	66.6 (1200m)
Race State	Finished

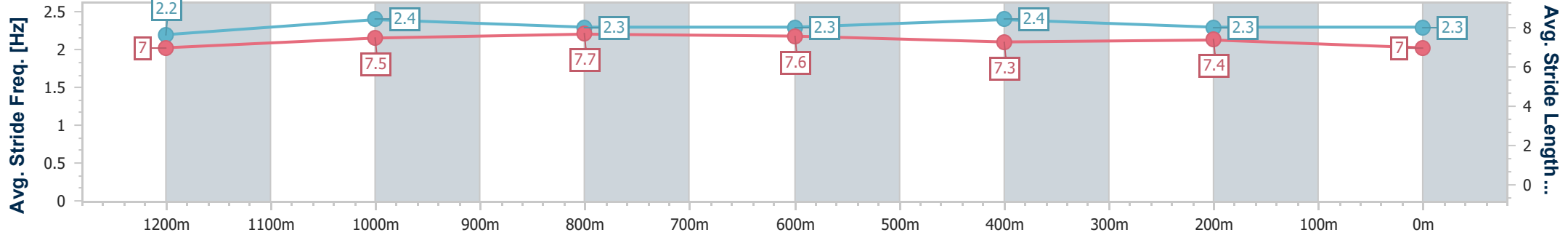
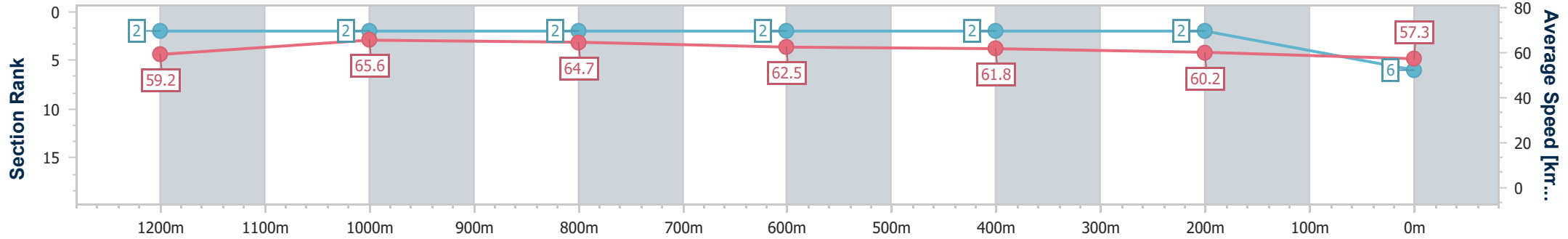


Ipswich QLD Professional
 Race 8: FAMILY DAY RACES THIS MONDAY BENCHMARK 68
 Handicap - 1350m
 01 May 2024 - 16:43



Track Rating: Soft 5, Weather: Fine, Rail Position: +9.5m Entire

Section	Overall	1200m	1000m	800m	600m	400m	200m
Section Times	1:20.54 [6] (0:09.11)	1:11.43 [2] (0:11.14)	1:00.29 [2] (0:11.37)	0:48.92 [2] (0:11.90)	0:37.02 [2] (0:12.06)	0:24.96 [2] (0:12.40)	0:12.56 [2] (0:12.56)
Average Speed [km/h]	59.2	65.6	64.7	62.5	61.8	60.2	57.3
Top Speed [km/h]	63.6	66.6	66.0	63.4	63.1	61.9	59.8
Avg. Dist. to Rail [m]	11.3	9.5	9.0	8.5	9.0	9.4	9.5
Avg. Stride Freq. [Hz]	2.2	2.4	2.3	2.3	2.4	2.3	2.3
Avg. Stride Length [m]	7.0	7.5	7.7	7.6	7.3	7.4	7.0



- [] Ranking at each section and finish
- .-.- No data available at this section
- NA No data available



Horse/Jockey Name	Persevere
Final Rank	7
Fastest Section Time (Section)	0:09.84 (Overall)
Top Speed [km/h] (Section)	65.8 (800m)
Race State	Finished

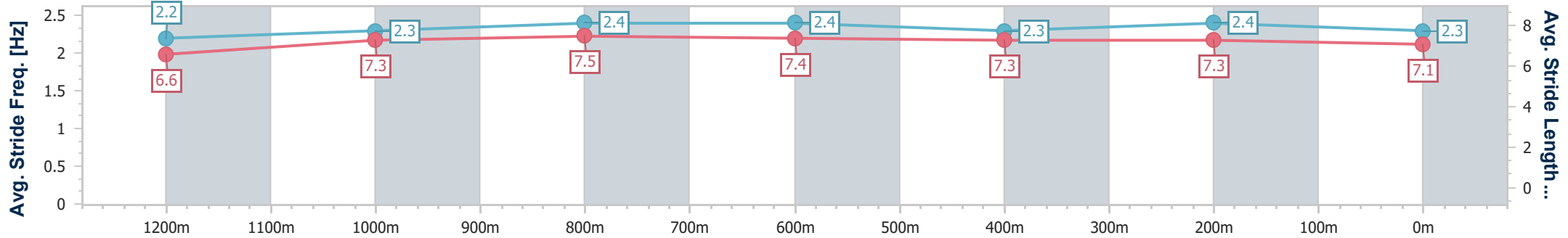
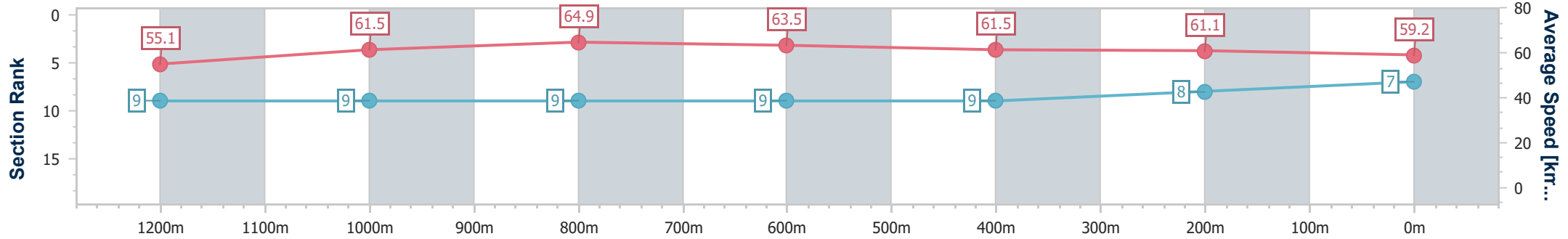


Ipswich QLD Professional
 Race 8: FAMILY DAY RACES THIS MONDAY BENCHMARK 68
 Handicap - 1350m
 01 May 2024 - 16:43



Track Rating: Soft 5, Weather: Fine, Rail Position: +9.5m Entire

Section	Overall	1200m	1000m	800m	600m	400m	200m
Section Times	1:21.35 [7] (0:09.84)	1:11.51 [9] (0:11.84)	0:59.67 [9] (0:11.36)	0:48.31 [9] (0:11.78)	0:36.53 [9] (0:12.12)	0:24.41 [9] (0:12.26)	0:12.15 [8] (0:12.15)
Average Speed [km/h]	55.1	61.5	64.9	63.5	61.5	61.1	59.2
Top Speed [km/h]	58.5	63.4	65.8	65.8	62.2	61.4	61.4
Avg. Dist. to Rail [m]	12.7	10.2	9.9	9.4	9.1	11.0	13.0
Avg. Stride Freq. [Hz]	2.2	2.3	2.4	2.4	2.3	2.4	2.3
Avg. Stride Length [m]	6.6	7.3	7.5	7.4	7.3	7.3	7.1



- [] Ranking at each section and finish
- .-.- No data available at this section
- NA No data available



Horse/Jockey Name	Skywriter
Final Rank	8
Fastest Section Time (Section)	0:09.51 (Overall)
Top Speed [km/h] (Section)	66.4 (1000m)
Race State	Finished

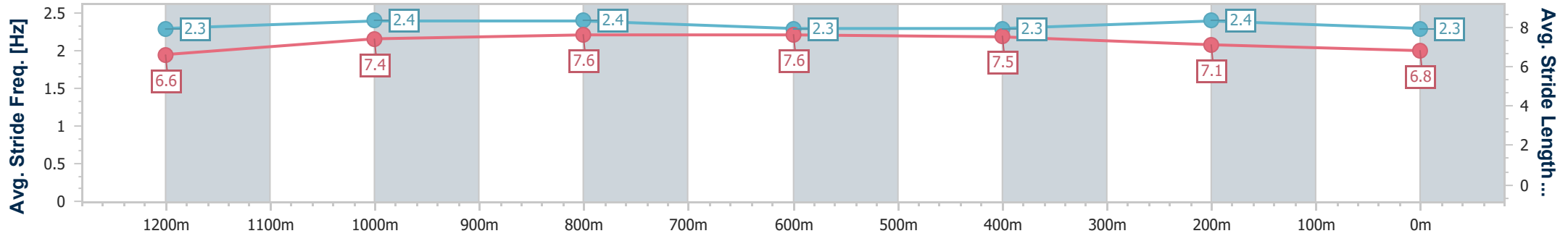
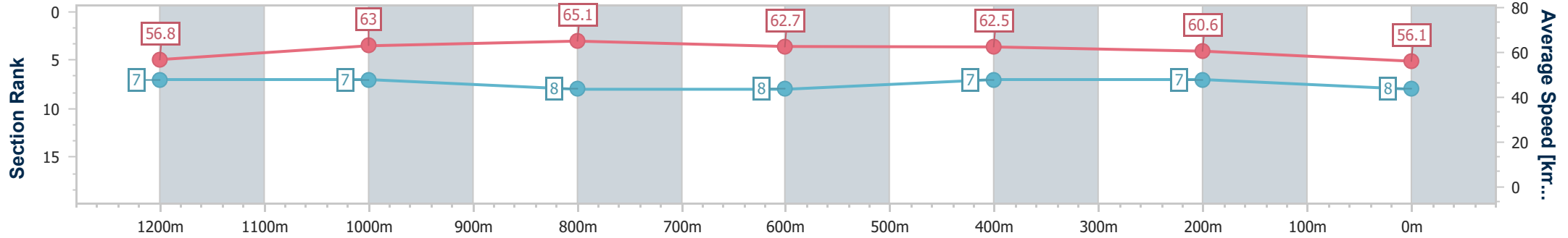


Ipswich QLD Professional
 Race 8: FAMILY DAY RACES THIS MONDAY BENCHMARK 68
 Handicap - 1350m
 01 May 2024 - 16:43



Track Rating: Soft 5, Weather: Fine, Rail Position: +9.5m Entire

Section	Overall	1200m	1000m	800m	600m	400m	200m
Section Times	1:21.47 [8] (0:09.51)	1:11.96 [7] (0:11.59)	1:00.37 [7] (0:11.31)	0:49.06 [8] (0:11.92)	0:37.14 [8] (0:11.95)	0:25.19 [7] (0:12.39)	0:12.80 [7] (0:12.80)
Average Speed [km/h]	56.8	63.0	65.1	62.7	62.5	60.6	56.1
Top Speed [km/h]	60.2	64.9	66.4	63.4	63.2	62.6	60.3
Avg. Dist. to Rail [m]	16.9	10.1	9.4	9.0	9.2	11.1	12.4
Avg. Stride Freq. [Hz]	2.3	2.4	2.4	2.3	2.3	2.4	2.3
Avg. Stride Length [m]	6.6	7.4	7.6	7.6	7.5	7.1	6.8



- [] Ranking at each section and finish
- .-.- No data available at this section
- NA No data available



Horse/Jockey Name	Damiani
Final Rank	9
Fastest Section Time (Section)	0:09.35 (Overall)
Top Speed [km/h] (Section)	65.4 (1000m)
Race State	Finished

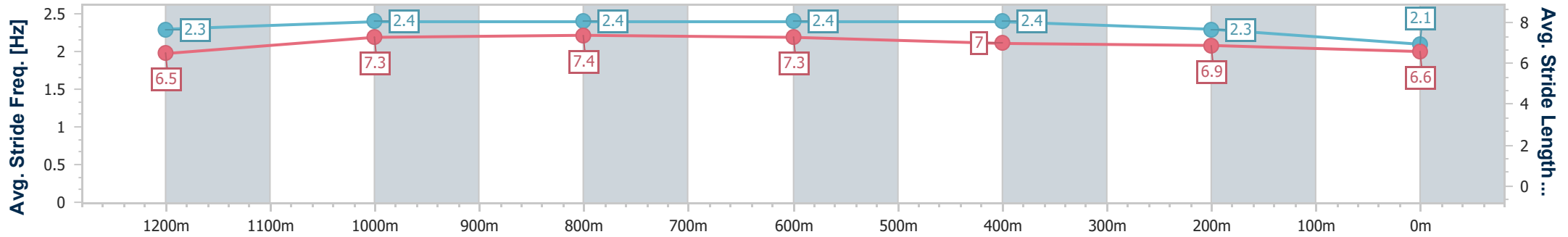
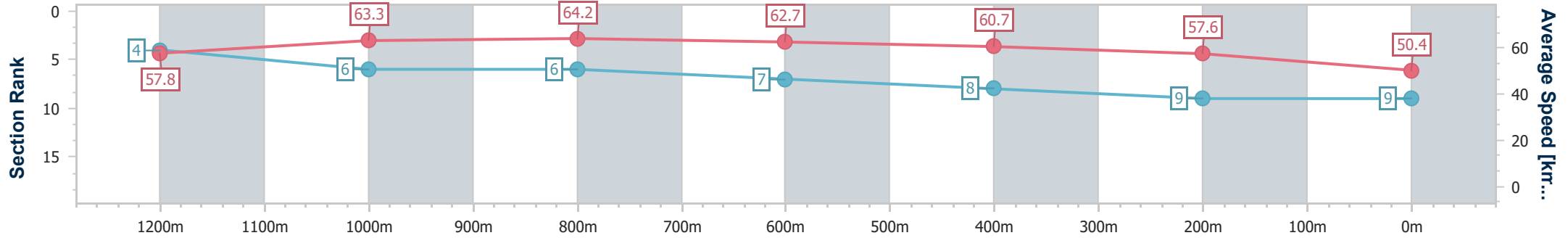


Ipswich QLD Professional
 Race 8: FAMILY DAY RACES THIS MONDAY BENCHMARK 68
 Handicap - 1350m
 01 May 2024 - 16:43



Track Rating: Soft 5, Weather: Fine, Rail Position: +9.5m Entire

Section	Overall	1200m	1000m	800m	600m	400m	200m
Section Times	1:23.83 [9] (0:09.35)	1:14.48 [4] (0:11.54)	1:02.94 [6] (0:11.48)	0:51.46 [6] (0:11.91)	0:39.55 [7] (0:12.36)	0:27.19 [8] (0:12.93)	0:14.26 [9] (0:14.26)
Average Speed [km/h]	57.8	63.3	64.2	62.7	60.7	57.6	50.4
Top Speed [km/h]	62.2	64.3	65.4	63.3	62.6	58.9	55.8
Avg. Dist. to Rail [m]	16.0	10.8	10.3	9.7	9.6	9.8	10.3
Avg. Stride Freq. [Hz]	2.3	2.4	2.4	2.4	2.4	2.3	2.1
Avg. Stride Length [m]	6.5	7.3	7.4	7.3	7.0	6.9	6.6



- [] Ranking at each section and finish
- .-.- No data available at this section
- NA No data available



Horse/Jockey Name	Outburst
Final Rank	10
Fastest Section Time (Section)	0:10.00 (Overall)
Top Speed [km/h] (Section)	64.1 (800m)
Race State	Finished

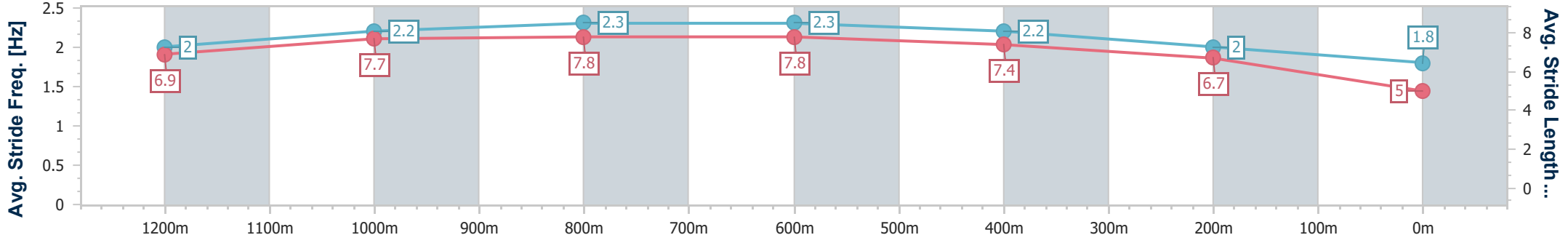
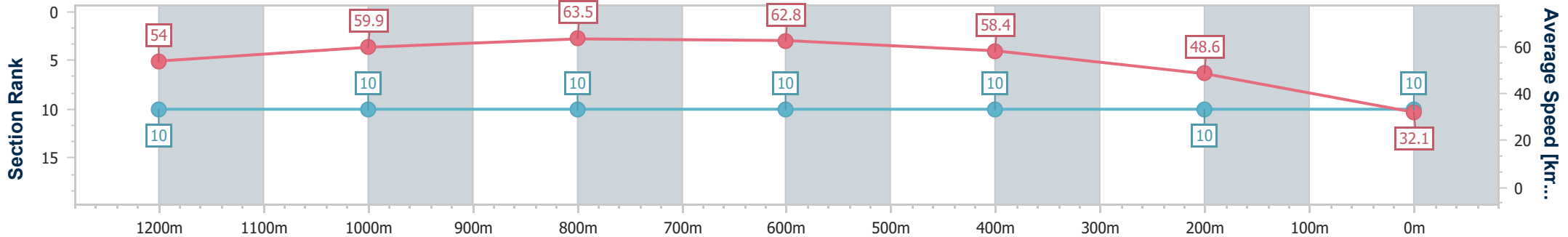


Ipswich QLD Professional
 Race 8: FAMILY DAY RACES THIS MONDAY BENCHMARK 68
 Handicap - 1350m
 01 May 2024 - 16:43



Track Rating: Soft 5, Weather: Fine, Rail Position: +9.5m Entire

Section	Overall	1200m	1000m	800m	600m	400m	200m
Section Times	1:36.17 [10] (0:10.00)	1:26.17 [10] (0:12.21)	1:13.96 [10] (0:11.60)	1:02.36 [10] (0:11.86)	0:50.50 [10] (0:12.79)	0:37.71 [10] (0:15.33)	0:22.38 [10] (0:22.38)
Average Speed [km/h]	54.0	59.9	63.5	62.8	58.4	48.6	32.1
Top Speed [km/h]	56.1	62.8	64.0	64.1	61.8	53.5	42.8
Avg. Dist. to Rail [m]	9.5	9.3	9.6	9.2	9.4	9.3	9.2
Avg. Stride Freq. [Hz]	2.0	2.2	2.3	2.3	2.2	2.0	1.8
Avg. Stride Length [m]	6.9	7.7	7.8	7.8	7.4	6.7	5.0



- [] Ranking at each section and finish
- .-.- No data available at this section
- NA No data available