



# Eagle Farm QLD Professional

## Race 6: XXXX Maiden Plate - 1400m

08 May 2024 - 14:54



BRISBANE  
RACING CLUB

Track Rating: Soft 7, Weather: Fine, Rail Position: +11m Entire

Section												Last 600m					
Field Times												0:36.95					
	Overall	1200m	1000m	800m	600m	400m											
	1:26.39 (0:13.72)	1:12.67 (0:11.38)	1:01.29 (0:12.16)	0:49.13 (0:12.18)	0:36.95 (0:12.12)	0:24.83 (0:11.98)											
Rank	TAB	Horse/Jockey	Barrier	Top Speed [km/h]	Fastest Section												Distance Travelled [m]
1	16	<b>WATERMELON</b> Marnu Potgieter	6	65.9	0:11.40	1:26.39 [1] (0:14.05)	1:12.34 [7] (0:11.40)	1:00.94 [4] (0:12.02)	0:48.92 [3] (0:12.11)	0:36.81 [3] (0:12.11)	0:24.70 [2] (0:11.85)	0:36.81					
2	2	<b>UNITED FRONT</b> Jake Bayliss	15	64.6	0:11.52	1:26.48 [2] (0:14.53)	1:11.95 [13] (0:11.52)	1:00.43 [11] (0:12.02)	0:48.41 [10] (0:12.17)	0:36.24 [8] (0:11.88)	0:24.36 [3] (0:11.76)	0:36.24	-6				
3	12	<b>ROSSO LEVANTO</b> James Orman	14	65.3	0:11.58	1:26.83 [3] (0:14.27)	1:12.56 [9] (0:11.58)	1:00.98 [8] (0:11.97)	0:49.01 [7] (0:12.25)	0:36.76 [5] (0:12.11)	0:24.65 [5] (0:11.72)	0:36.76	+1				
4	4	<b>FLYWHEEL</b> Martin Harley	9	64.9	0:11.70	1:27.08 [4] (0:14.28)	1:12.80 [10] (0:11.70)	1:01.10 [10] (0:12.07)	0:49.03 [9] (0:12.40)	0:36.63 [10] (0:12.12)	0:24.51 [9] (0:11.82)	0:36.63	+8				
5	5	<b>GAVIN</b> Michael Rodd	13	63.2	0:11.90	1:27.13 [5] (0:14.39)	1:12.74 [11] (0:11.90)	1:00.84 [12] (0:12.13)	0:48.71 [12] (0:12.26)	0:36.45 [12] (0:11.98)	0:24.47 [12] (0:11.91)	0:36.45	+2				
6	6	<b>HAKATERE</b> Damien Thornton	1	65.2	0:11.38	1:27.24 [6] (0:13.72)	1:13.52 [1] (0:11.38)	1:02.14 [1] (0:12.19)	0:49.95 [2] (0:12.15)	0:37.80 [1] (0:12.12)	0:25.68 [1] (0:12.18)	0:37.80	-5				
7	15	<b>IDEELIC</b> Boris Thornton	17	62.4	0:11.85	1:27.32 [7] (0:14.50)	1:12.82 [12] (0:11.95)	1:00.87 [13] (0:12.12)	0:48.75 [13] (0:12.06)	0:36.69 [11] (0:11.96)	0:24.73 [11] (0:11.85)	0:36.69	-2				
8	11	<b>LEGER CHASE</b> Robbie Dolan	19	65.7	0:11.47	1:27.34 [8] (0:14.03)	1:13.31 [6] (0:11.47)	1:01.84 [5] (0:12.23)	0:49.61 [5] (0:12.35)	0:37.26 [6] (0:12.49)	0:24.77 [10] (0:12.02)	0:37.26	+8				
9	18	<b>OLE BAZZLE</b> Cejay Graham	10	63.1	0:11.75	1:27.53 [9] (0:14.22)	1:13.31 [8] (0:11.75)	1:01.56 [9] (0:12.25)	0:49.31 [11] (0:12.49)	0:36.82 [13] (0:12.11)	0:24.71 [13] (0:11.85)	0:36.82	+5				
10	3	<b>BETTER BE SLICK</b> Mark Du Plessis	7	63.3	0:11.75	1:27.59 [10] (0:13.95)	1:13.64 [5] (0:11.75)	1:01.89 [7] (0:12.26)	0:49.63 [8] (0:12.27)	0:37.36 [7] (0:12.28)	0:25.08 [8] (0:11.96)	0:37.36	+3				

Scratched: Superzoom (#9), Nitrogen (#1), La Stella Atleta (#14), Lucifer The Cat (#20), Lavoni (#10), Second Sun (#19), Shaded (#8)

[ ] Ranking at each section and finish  
 -:-:- No data available at this section  
 NA No data available

SCN Saddle cloth number  
 DNF Did not finish  
 DNT Did not track



# Eagle Farm QLD Professional

## Race 6: XXXX Maiden Plate - 1400m

08 May 2024 - 14:54



BRISBANE  
RACING CLUB

Track Rating: Soft 7, Weather: Fine, Rail Position: +11m Entire

Section	Overall	1200m	1000m	800m	600m	400m	Last 600m
Field Times	1:26.39 (0:13.72)	1:12.67 (0:11.38)	1:01.29 (0:12.16)	0:49.13 (0:12.18)	0:36.95 (0:12.12)	0:24.83 (0:11.98)	0:36.95

Rank	TAB	Horse/Jockey	Barrier	Top Speed [km/h]	Fastest Section	Overall	1200m	1000m	800m	600m	400m	Last 600m	Distance Travelled [m]
11	17	<b>EASTOWN</b> Michael Cahill	4	66.0 1200m	0:11.56 1200m	1:27.94 [11] (0:13.73)	1:14.21 [2] (0:11.56)	1:02.65 [3] (0:12.35)	0:50.30 [4] (0:12.30)	0:38.00 [4] (0:12.37)	0:25.63 [6] (0:12.28)	0:38.00	+7
12	13	<b>SKIEDA</b> Kyle Wilson-Taylor	5	65.2 Overall	0:11.69 1200m	1:27.97 [12] (0:13.84)	1:14.13 [4] (0:11.69)	1:02.44 [6] (0:12.29)	0:50.15 [6] (0:12.48)	0:37.67 [9] (0:12.11)	0:25.56 [7] (0:12.19)	0:37.67	+2
13	7	<b>ONE COMMAND</b> Ryan Maloney	11	65.5 Overall	0:11.31 1200m	1:32.64 [13] (0:13.80)	1:18.84 [3] (0:11.31)	1:07.53 [2] (0:12.15)	0:55.38 [1] (0:12.30)	0:43.08 [2] (0:12.58)	0:30.50 [4] (0:13.53)	0:43.08	-2

Scratched: Superzoom (#9), Nitrogen (#1), La Stella Atleta (#14), Lucifer The Cat (#20), Lavoni (#10), Second Sun (#19), Shaded (#8)

[ ] Ranking at each section and finish  
 -:-:-:- No data available at this section  
 NA No data available

SCN Saddle cloth number  
 DNF Did not finish  
 DNT Did not track



# Eagle Farm QLD Professional

## Race 6: XXXX Maiden Plate - 1400m

08 May 2024 - 14:54



BRISBANE  
RACING CLUB

Track Rating: Soft 7, Weather: Fine, Rail Position: +11m Entire

Section							200m			Last 600m
Field Times							0:12.85			0:36.95
Rank	TAB	Horse/Jockey	Barrier	Top Speed [km/h]	Fastest Section	Margin				Distance Travelled [m]
1	16	<b>WATERMELON</b> Marnu Potgieter	6	65.9 1200m	0:11.40 1200m	0:12.85 [1] (0:12.85)	1:26.39		0:36.81	
2	2	<b>UNITED FRONT</b> Jake Bayliss	15	64.6 Overall	0:11.52 1200m	0:12.60 [3] (0:12.60)	0.09L		0:36.24	-6
3	12	<b>ROSSO LEVANTO</b> James Orman	14	65.3 1200m	0:11.58 1200m	0:12.93 [4] (0:12.93)	0.35L		0:36.76	+1
4	4	<b>FLYWHEEL</b> Martin Harley	9	64.9 Overall	0:11.70 1200m	0:12.69 [5] (0:12.69)	0.25L		0:36.63	+8
5	5	<b>GAVIN</b> Michael Rodd	13	63.2 1200m	0:11.90 1200m	0:12.56 [8] (0:12.56)	0.05L		0:36.45	+2
6	6	<b>HAKATERE</b> Damien Thornton	1	65.2 1200m	0:11.38 1200m	0:13.50 [2] (0:13.50)	0.11L		0:37.80	-5
7	15	<b>IDEELIC</b> Boris Thornton	17	62.4 1200m	0:11.85 400m	0:12.88 [6] (0:12.88)	0.08L		0:36.69	-2
8	11	<b>LEGER CHASE</b> Robbie Dolan	19	65.7 Overall	0:11.47 1200m	0:12.75 [10] (0:12.75)	0.02L		0:37.26	+8
9	18	<b>OLE BAZZLE</b> Cejay Graham	10	63.1 Overall	0:11.75 1200m	0:12.86 [12] (0:12.86)	0.19L		0:36.82	+5
10	3	<b>BETTER BE SLICK</b> Mark Du Plessis	7	63.3 1200m	0:11.75 1200m	0:13.12 [7] (0:13.12)	0.06L		0:37.36	+3

Scratched: Superzoom (#9), Nitrogen (#1), La Stella Atleta (#14), Lucifer The Cat (#20), Lavoni (#10), Second Sun (#19), Shaded (#8)

Report Created: Wed 8 May 2024 15:15 GMT+10 (Note: Timing is based on position data)

Page 3/17

[ ] Ranking at each section and finish  
-:--:- No data available at this section  
NA No data available

SCN Saddle cloth number  
DNF Did not finish  
DNT Did not track

data processed by TRIPLESDATA



# Eagle Farm QLD Professional

## Race 6: XXXX Maiden Plate - 1400m

08 May 2024 - 14:54



BRISBANE  
RACING CLUB

Track Rating: Soft 7, Weather: Fine, Rail Position: +11m Entire

Section				200m				Last 600m	
Field Times				0:12.85 (0:12.85)				0:36.95	
Rank	TAB	Horse/Jockey	Barrier	Top Speed [km/h]	Fastest Section	Margin			Distance Travelled [m]
11	17	<b>EASTOWN</b> Michael Cahill	4	66.0 1200m	0:11.56 1200m	0:13.35 [9] (0:13.35)	0.35L	0:38.00	+7
12	13	<b>SKIEDA</b> Kyle Wilson-Taylor	5	65.2 Overall	0:11.69 1200m	0:13.37 [11] (0:13.37)	0.03L	0:37.67	+2
13	7	<b>ONE COMMAND</b> Ryan Maloney	11	65.5 Overall	0:11.31 1200m	0:16.97 [13] (0:16.97)	4.67L	0:43.08	-2

Scratched: Superzoom (#9), Nitrogen (#1), La Stella Atleta (#14), Lucifer The Cat (#20), Lavoni (#10), Second Sun (#19), Shaded (#8)

[ ] Ranking at each section and finish  
 -:-:-:- No data available at this section  
 NA No data available

SCN Saddle cloth number  
 DNF Did not finish  
 DNT Did not track



Horse/Jockey Name	Watermelon
Final Rank	1
Fastest Section Time (Section)	0:11.40 (1200m)
Top Speed [km/h] (Section)	65.9 (1200m)
Race State	Finished



Eagle Farm QLD Professional

Race 6: XXXX Maiden Plate - 1400m

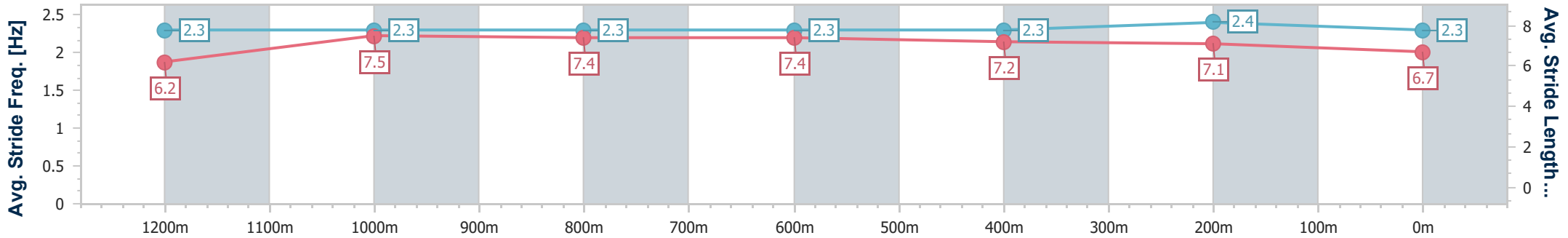
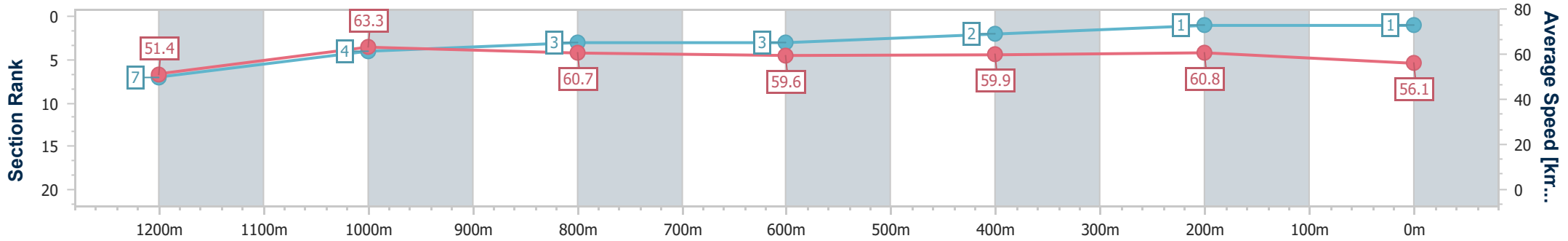
08 May 2024 - 14:54

Track Rating: Soft 7, Weather: Fine, Rail Position: +11m Entire



BRISBANE RACING CLUB

Section	Overall	1200m	1000m	800m	600m	400m	200m
Section Times	1:26.39 [1] (0:14.05)	1:12.34 [7] (0:11.40)	1:00.94 [4] (0:12.02)	0:48.92 [3] (0:12.11)	0:36.81 [3] (0:12.11)	0:24.70 [2] (0:11.85)	0:12.85 [1] (0:12.85)
Average Speed [km/h]	51.4	63.3	60.7	59.6	59.9	60.8	56.1
Top Speed [km/h]	65.3	65.9	61.9	60.8	61.3	62.7	57.9
Avg. Dist. to Rail [m]	3.4	2.7	2.2	1.2	1.6	5.9	4.1
Avg. Stride Freq. [Hz]	2.3	2.3	2.3	2.3	2.3	2.4	2.3
Avg. Stride Length [m]	6.2	7.5	7.4	7.4	7.2	7.1	6.7



- [ ] Ranking at each section and finish
- .-.- No data available at this section
- NA No data available



Horse/Jockey Name	United Front
Final Rank	2
Fastest Section Time (Section)	0:11.52 (1200m)
Top Speed [km/h] (Section)	64.6 (Overall)
Race State	Finished



Eagle Farm QLD Professional

Race 6: XXXX Maiden Plate - 1400m

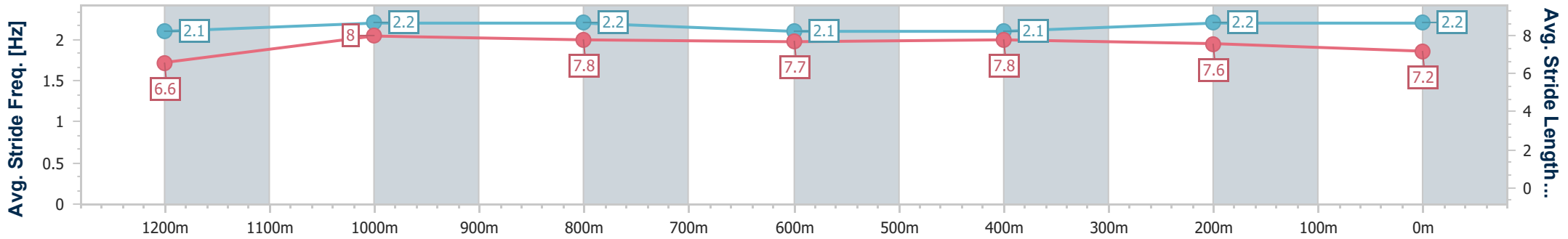
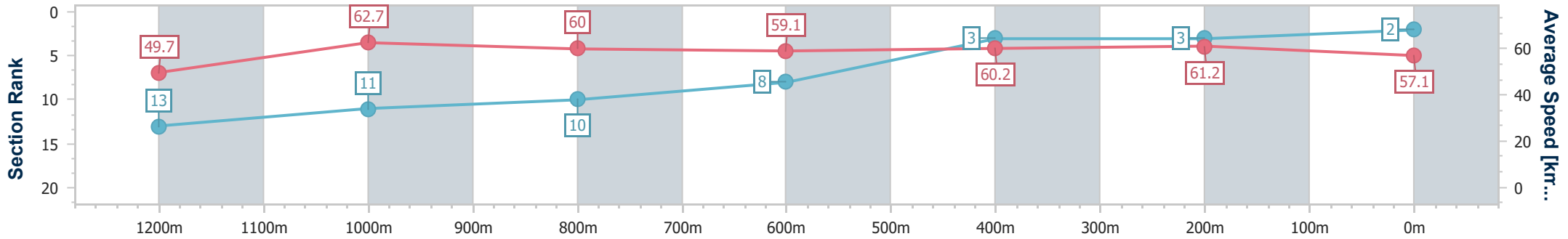
08 May 2024 - 14:54

Track Rating: Soft 7, Weather: Fine, Rail Position: +11m Entire



BRISBANE RACING CLUB

Section	Overall	1200m	1000m	800m	600m	400m	200m
Section Times	1:26.48 [2] (0:14.53)	1:11.95 [13] (0:11.52)	1:00.43 [11] (0:12.02)	0:48.41 [10] (0:12.17)	0:36.24 [8] (0:11.88)	0:24.36 [3] (0:11.76)	0:12.60 [3] (0:12.60)
Average Speed [km/h]	49.7	62.7	60.0	59.1	60.2	61.2	57.1
Top Speed [km/h]	64.6	64.5	61.3	60.1	63.5	63.2	59.1
Avg. Dist. to Rail [m]	6.2	1.3	0.6	0.3	1.5	0.9	2.4
Avg. Stride Freq. [Hz]	2.1	2.2	2.2	2.1	2.1	2.2	2.2
Avg. Stride Length [m]	6.6	8.0	7.8	7.7	7.8	7.6	7.2



- [ ] Ranking at each section and finish
- .-.- No data available at this section
- NA No data available



Horse/Jockey Name	Rosso Levanto
Final Rank	3
Fastest Section Time (Section)	0:11.58 (1200m)
Top Speed [km/h] (Section)	65.3 (1200m)
Race State	Finished



Eagle Farm QLD Professional

Race 6: XXXX Maiden Plate - 1400m

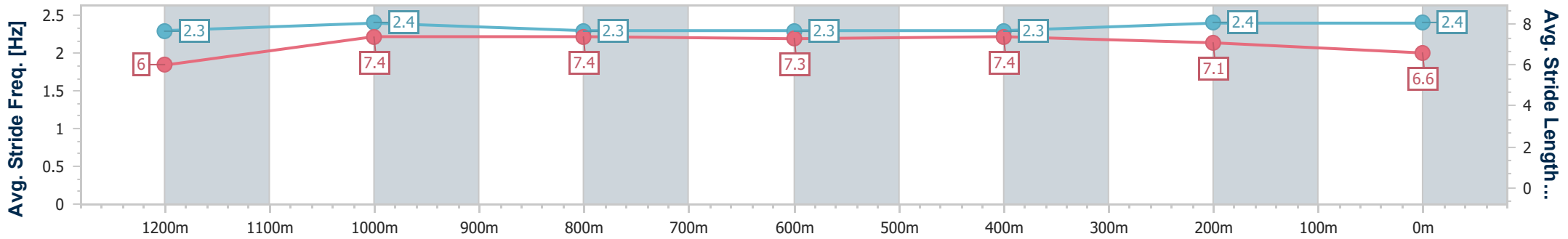
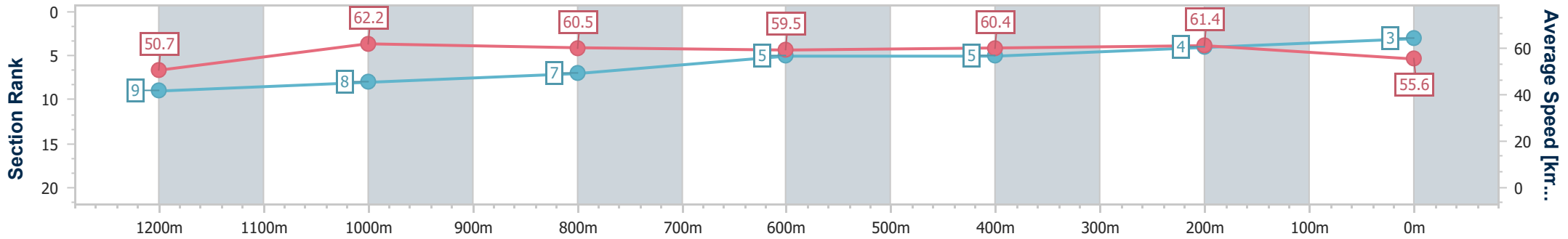
08 May 2024 - 14:54

Track Rating: Soft 7, Weather: Fine, Rail Position: +11m Entire



BRISBANE RACING CLUB

Section	Overall	1200m	1000m	800m	600m	400m	200m
Section Times	1:26.83 [3] (0:14.27)	1:12.56 [9] (0:11.58)	1:00.98 [8] (0:11.97)	0:49.01 [7] (0:12.25)	0:36.76 [5] (0:12.11)	0:24.65 [5] (0:11.72)	0:12.93 [4] (0:12.93)
Average Speed [km/h]	50.7	62.2	60.5	59.5	60.4	61.4	55.6
Top Speed [km/h]	65.2	65.3	62.1	60.8	63.0	63.2	59.6
Avg. Dist. to Rail [m]	3.9	1.9	1.6	1.9	3.2	5.8	4.6
Avg. Stride Freq. [Hz]	2.3	2.4	2.3	2.3	2.3	2.4	2.4
Avg. Stride Length [m]	6.0	7.4	7.4	7.3	7.4	7.1	6.6



- [ ] Ranking at each section and finish
- .-.- No data available at this section
- NA No data available



Horse/Jockey Name	Flywheel
Final Rank	4
Fastest Section Time (Section)	0:11.70 (1200m)
Top Speed [km/h] (Section)	64.9 (Overall)
Race State	Finished



Eagle Farm QLD Professional

Race 6: XXXX Maiden Plate - 1400m

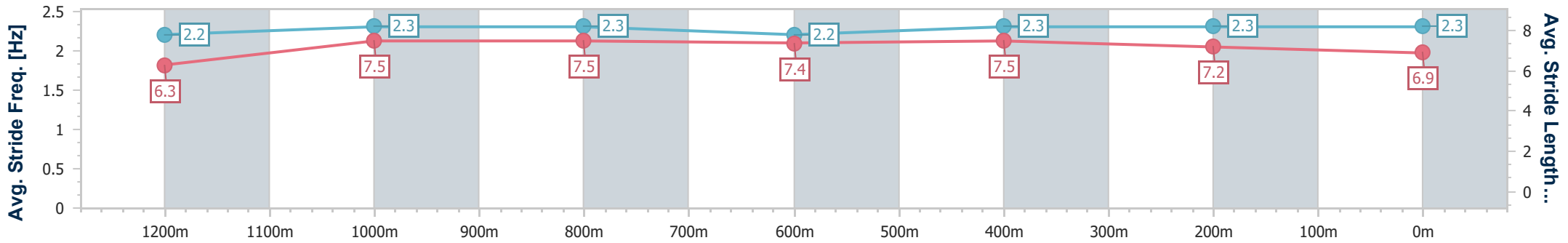
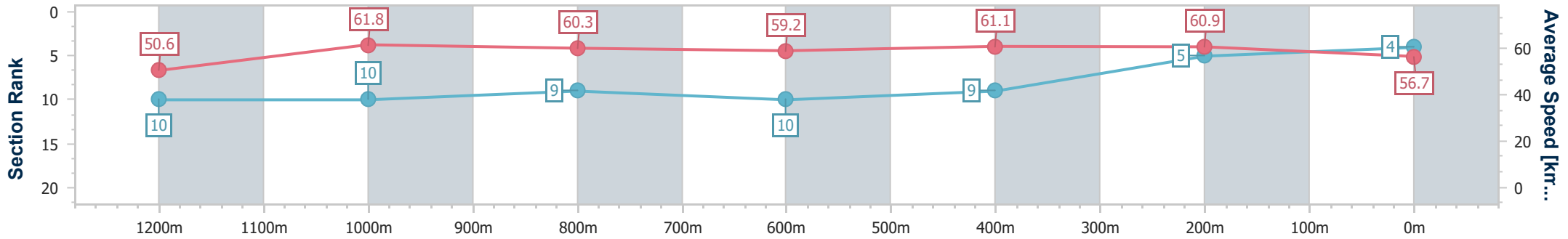
08 May 2024 - 14:54

Track Rating: Soft 7, Weather: Fine, Rail Position: +11m Entire



BRISBANE RACING CLUB

Section	Overall	1200m	1000m	800m	600m	400m	200m
Section Times	1:27.08 [4] (0:14.28)	1:12.80 [10] (0:11.70)	1:01.10 [10] (0:12.07)	0:49.03 [9] (0:12.40)	0:36.63 [10] (0:12.12)	0:24.51 [9] (0:11.82)	0:12.69 [5] (0:12.69)
Average Speed [km/h]	50.6	61.8	60.3	59.2	61.1	60.9	56.7
Top Speed [km/h]	64.9	63.6	61.7	60.9	62.8	63.8	60.5
Avg. Dist. to Rail [m]	3.8	2.3	2.8	4.4	5.7	9.6	8.3
Avg. Stride Freq. [Hz]	2.2	2.3	2.3	2.2	2.3	2.3	2.3
Avg. Stride Length [m]	6.3	7.5	7.5	7.4	7.5	7.2	6.9



- [ ] Ranking at each section and finish
- .-.- No data available at this section
- NA No data available





Horse/Jockey Name	Gavin
Final Rank	5
Fastest Section Time (Section)	0:11.90 (1200m)
Top Speed [km/h] (Section)	63.2 (1200m)
Race State	Finished



Eagle Farm QLD Professional

Race 6: XXXX Maiden Plate - 1400m

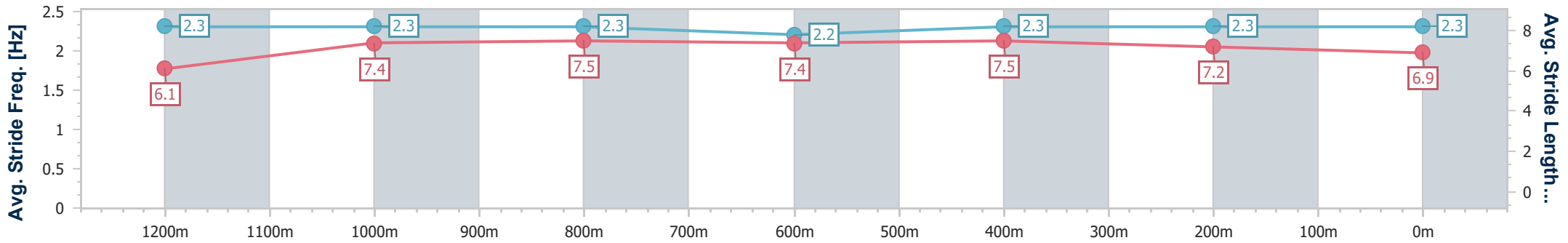
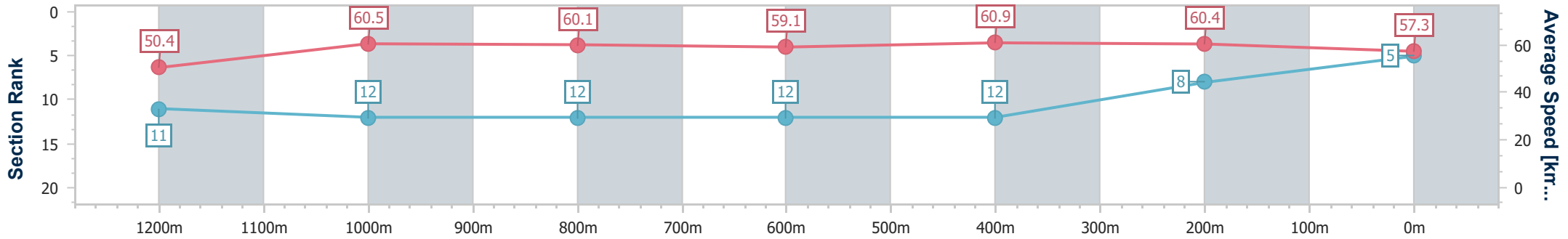
08 May 2024 - 14:54

Track Rating: Soft 7, Weather: Fine, Rail Position: +11m Entire



BRISBANE RACING CLUB

Section	Overall	1200m	1000m	800m	600m	400m	200m
Section Times	1:27.13 [5] (0:14.39)	1:12.74 [11] (0:11.90)	1:00.84 [12] (0:12.13)	0:48.71 [12] (0:12.26)	0:36.45 [12] (0:11.98)	0:24.47 [12] (0:11.91)	0:12.56 [8] (0:12.56)
Average Speed [km/h]	50.4	60.5	60.1	59.1	60.9	60.4	57.3
Top Speed [km/h]	63.2	63.2	61.8	60.8	62.4	61.9	60.0
Avg. Dist. to Rail [m]	6.3	2.7	2.3	2.1	2.7	4.9	5.1
Avg. Stride Freq. [Hz]	2.3	2.3	2.3	2.2	2.3	2.3	2.3
Avg. Stride Length [m]	6.1	7.4	7.5	7.4	7.5	7.2	6.9



- [ ] Ranking at each section and finish
- .-.- No data available at this section
- NA No data available



Horse/Jockey Name	Hakaterere
Final Rank	6
Fastest Section Time (Section)	0:11.38 (1200m)
Top Speed [km/h] (Section)	65.2 (1200m)
Race State	Finished



Eagle Farm QLD Professional

Race 6: XXXX Maiden Plate - 1400m

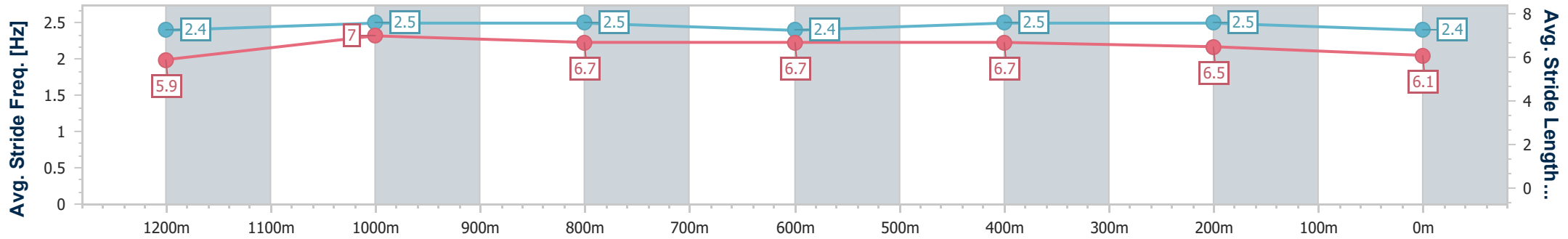
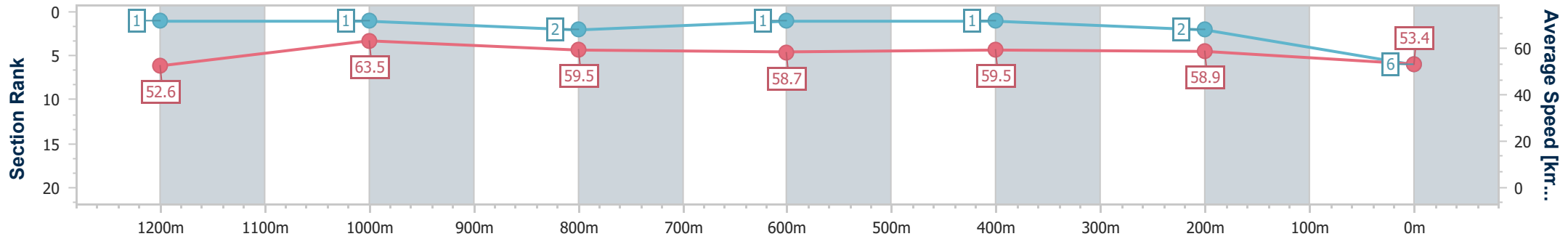
08 May 2024 - 14:54

Track Rating: Soft 7, Weather: Fine, Rail Position: +11m Entire



BRISBANE RACING CLUB

Section	Overall	1200m	1000m	800m	600m	400m	200m
Section Times	1:27.24 [6] (0:13.72)	1:13.52 [1] (0:11.38)	1:02.14 [1] (0:12.19)	0:49.95 [2] (0:12.15)	0:37.80 [1] (0:12.12)	0:25.68 [1] (0:12.18)	0:13.50 [2] (0:13.50)
Average Speed [km/h]	52.6	63.5	59.5	58.7	59.5	58.9	53.4
Top Speed [km/h]	65.0	65.2	62.4	60.4	60.5	60.8	57.5
Avg. Dist. to Rail [m]	1.5	2.6	1.5	1.2	1.0	1.2	0.6
Avg. Stride Freq. [Hz]	2.4	2.5	2.5	2.4	2.5	2.5	2.4
Avg. Stride Length [m]	5.9	7.0	6.7	6.7	6.7	6.5	6.1



- [ ] Ranking at each section and finish
- .-.- No data available at this section
- NA No data available



Horse/Jockey Name	Ideelic
Final Rank	7
Fastest Section Time (Section)	0:11.85 (400m)
Top Speed [km/h] (Section)	62.4 (1200m)
Race State	Finished



Eagle Farm QLD Professional

Race 6: XXXX Maiden Plate - 1400m

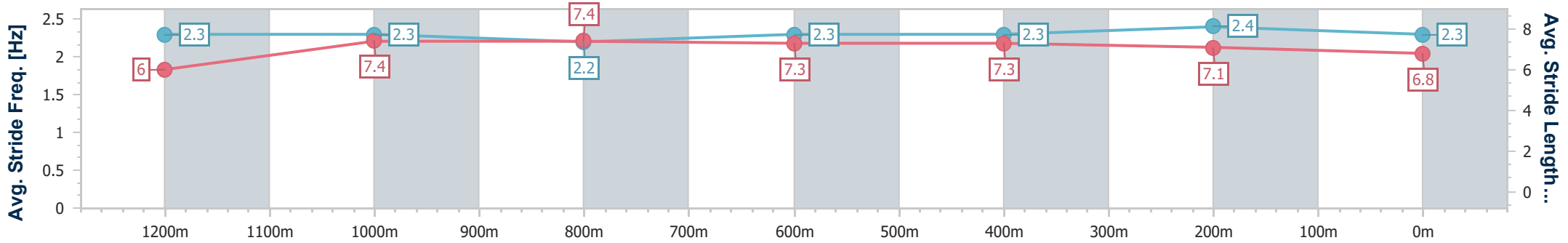
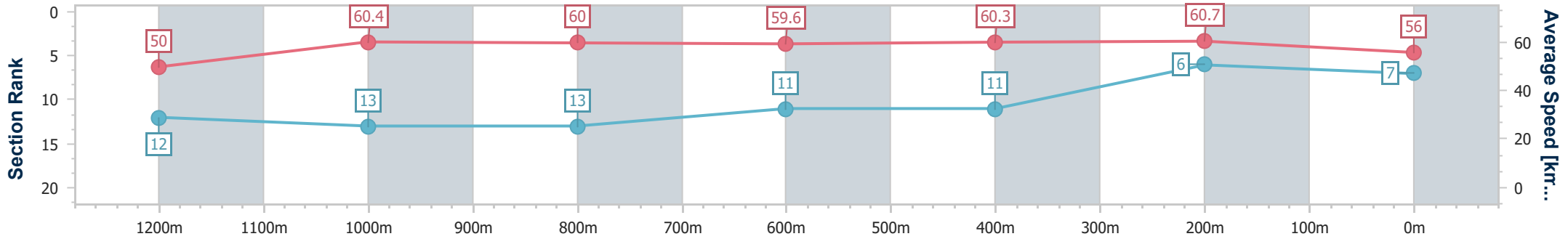
08 May 2024 - 14:54

Track Rating: Soft 7, Weather: Fine, Rail Position: +11m Entire



BRISBANE RACING CLUB

Section	Overall	1200m	1000m	800m	600m	400m	200m
Section Times	1:27.32 [7] (0:14.50)	1:12.82 [12] (0:11.95)	1:00.87 [13] (0:12.12)	0:48.75 [13] (0:12.06)	0:36.69 [11] (0:11.96)	0:24.73 [11] (0:11.85)	0:12.88 [6]
Average Speed [km/h]	50.0	60.4	60.0	59.6	60.3	60.7	56.0
Top Speed [km/h]	62.4	62.4	61.7	60.7	62.0	62.0	58.6
Avg. Dist. to Rail [m]	8.7	3.7	1.7	0.7	0.9	3.5	3.7
Avg. Stride Freq. [Hz]	2.3	2.3	2.2	2.3	2.3	2.4	2.3
Avg. Stride Length [m]	6.0	7.4	7.4	7.3	7.3	7.1	6.8



- [ ] Ranking at each section and finish
- .-.- No data available at this section
- NA No data available



Horse/Jockey Name	Leger Chase
Final Rank	8
Fastest Section Time (Section)	0:11.47 (1200m)
Top Speed [km/h] (Section)	65.7 (Overall)
Race State	Finished



Eagle Farm QLD Professional

Race 6: XXXX Maiden Plate - 1400m

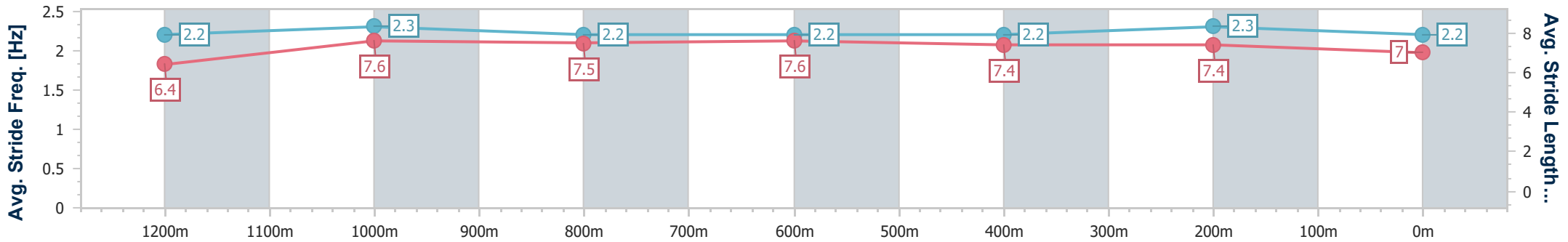
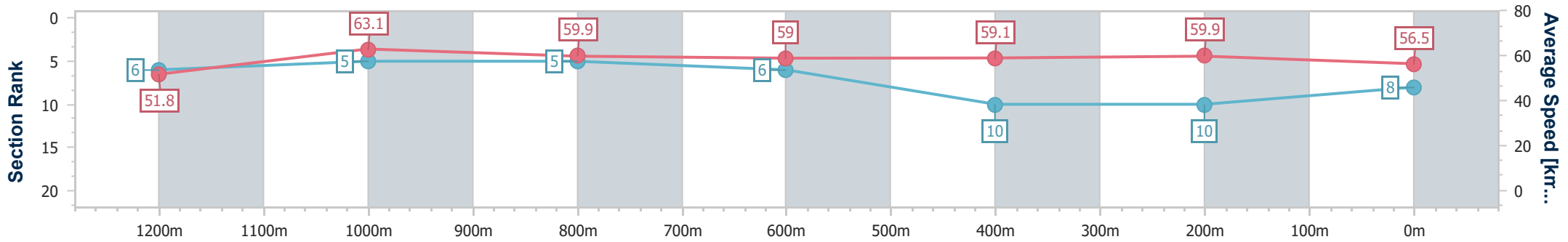
08 May 2024 - 14:54

Track Rating: Soft 7, Weather: Fine, Rail Position: +11m Entire



BRISBANE RACING CLUB

Section	Overall	1200m	1000m	800m	600m	400m	200m
Section Times	1:27.34 [8] (0:14.03)	1:13.31 [6] (0:11.47)	1:01.84 [5] (0:12.23)	0:49.61 [5] (0:12.35)	0:37.26 [6] (0:12.49)	0:24.77 [10] (0:12.02)	0:12.75 [10] (0:12.75)
Average Speed [km/h]	51.8	63.1	59.9	59.0	59.1	59.9	56.5
Top Speed [km/h]	65.7	64.8	62.3	60.1	60.6	61.0	59.3
Avg. Dist. to Rail [m]	9.4	5.9	4.1	2.6	5.2	10.5	8.7
Avg. Stride Freq. [Hz]	2.2	2.3	2.2	2.2	2.2	2.3	2.2
Avg. Stride Length [m]	6.4	7.6	7.5	7.6	7.4	7.4	7.0



- [ ] Ranking at each section and finish
- .-.- No data available at this section
- NA No data available



Horse/Jockey Name	Ole Bazzle
Final Rank	9
Fastest Section Time (Section)	0:11.75 (1200m)
Top Speed [km/h] (Section)	63.1 (Overall)
Race State	Finished



Eagle Farm QLD Professional

Race 6: XXXX Maiden Plate - 1400m

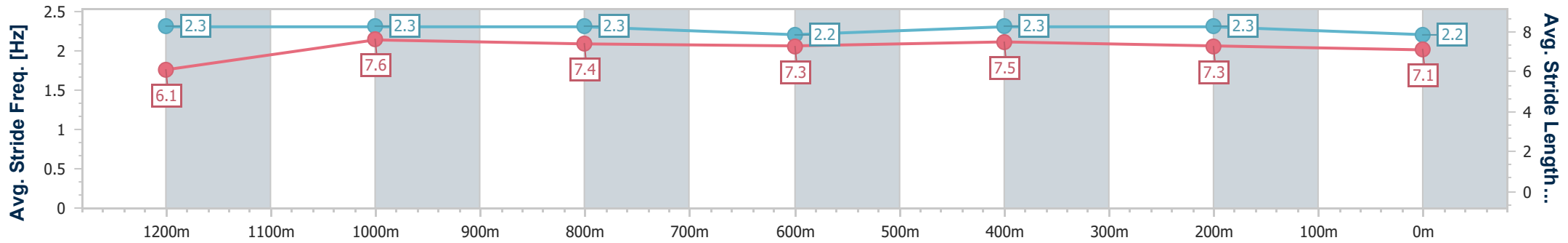
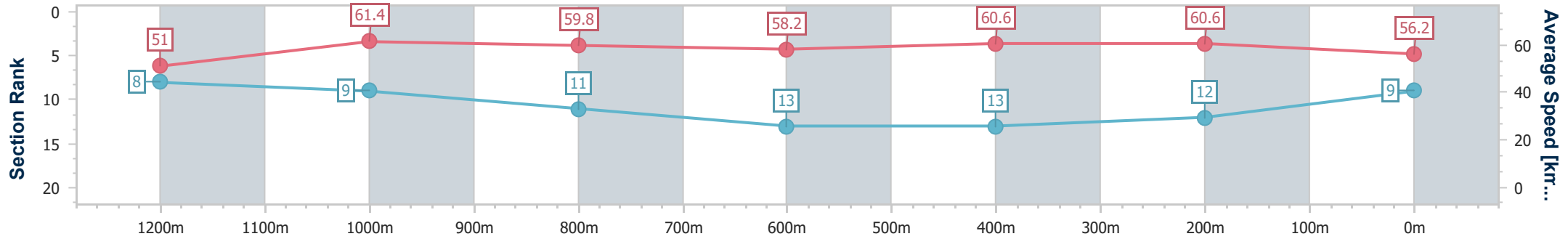
08 May 2024 - 14:54

Track Rating: Soft 7, Weather: Fine, Rail Position: +11m Entire



BRISBANE RACING CLUB

Section	Overall	1200m	1000m	800m	600m	400m	200m
Section Times	1:27.53 [9] (0:14.22)	1:13.31 [8] (0:11.75)	1:01.56 [9] (0:12.25)	0:49.31 [11] (0:12.49)	0:36.82 [13] (0:12.11)	0:24.71 [13] (0:11.85)	0:12.86 [12] (0:12.86)
Average Speed [km/h]	51.0	61.4	59.8	58.2	60.6	60.6	56.2
Top Speed [km/h]	63.1	62.9	62.2	59.6	62.5	62.0	59.2
Avg. Dist. to Rail [m]	5.4	3.2	3.2	2.9	3.5	10.0	6.7
Avg. Stride Freq. [Hz]	2.3	2.3	2.3	2.2	2.3	2.3	2.2
Avg. Stride Length [m]	6.1	7.6	7.4	7.3	7.5	7.3	7.1



- [ ] Ranking at each section and finish
- .-.- No data available at this section
- NA No data available



Horse/Jockey Name	Better Be Slick
Final Rank	10
Fastest Section Time (Section)	0:11.75 (1200m)
Top Speed [km/h] (Section)	63.3 (1200m)
Race State	Finished



Eagle Farm QLD Professional

Race 6: XXXX Maiden Plate - 1400m

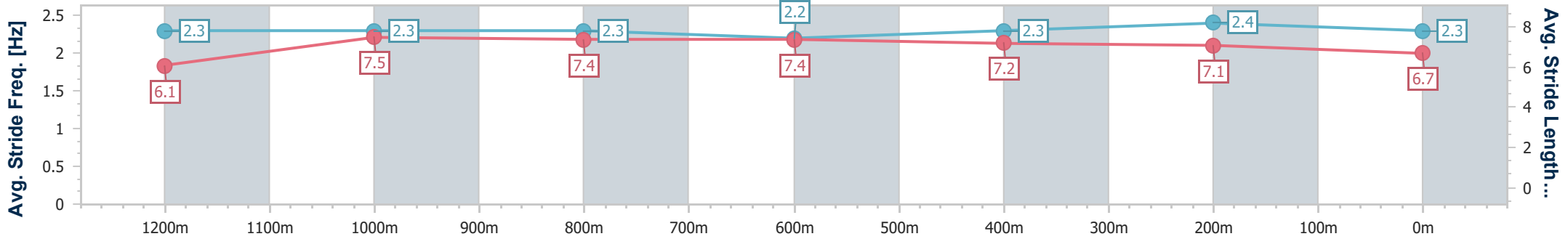
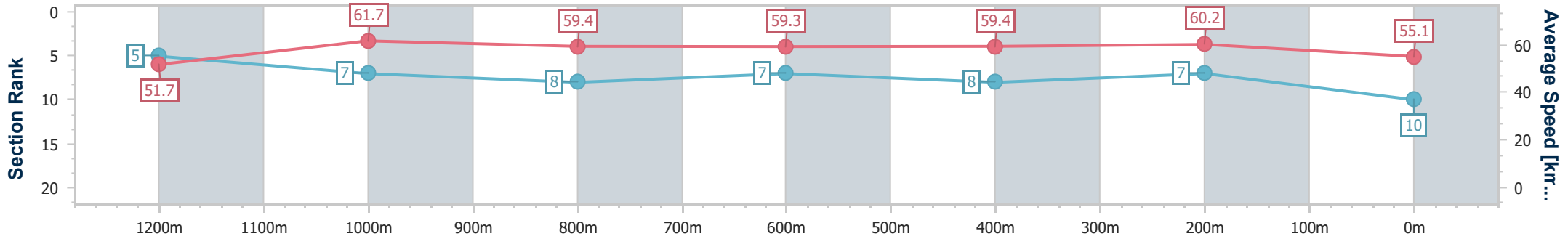
08 May 2024 - 14:54

Track Rating: Soft 7, Weather: Fine, Rail Position: +11m Entire



BRISBANE RACING CLUB

Section	Overall	1200m	1000m	800m	600m	400m	200m
Section Times	1:27.59 [10] (0:13.95)	1:13.64 [5] (0:11.75)	1:01.89 [7] (0:12.26)	0:49.63 [8] (0:12.27)	0:37.36 [7] (0:12.28)	0:25.08 [8] (0:11.96)	0:13.12 [7] (0:13.12)
Average Speed [km/h]	51.7	61.7	59.4	59.3	59.4	60.2	55.1
Top Speed [km/h]	63.0	63.3	60.4	60.4	60.9	62.2	57.8
Avg. Dist. to Rail [m]	3.8	3.5	2.8	1.9	3.6	9.5	6.3
Avg. Stride Freq. [Hz]	2.3	2.3	2.3	2.2	2.3	2.4	2.3
Avg. Stride Length [m]	6.1	7.5	7.4	7.4	7.2	7.1	6.7



- [ ] Ranking at each section and finish
- .-.- No data available at this section
- NA No data available



Horse/Jockey Name	Eastown
Final Rank	11
Fastest Section Time (Section)	0:11.56 (1200m)
Top Speed [km/h] (Section)	66.0 (1200m)
Race State	Finished



Eagle Farm QLD Professional

Race 6: XXXX Maiden Plate - 1400m

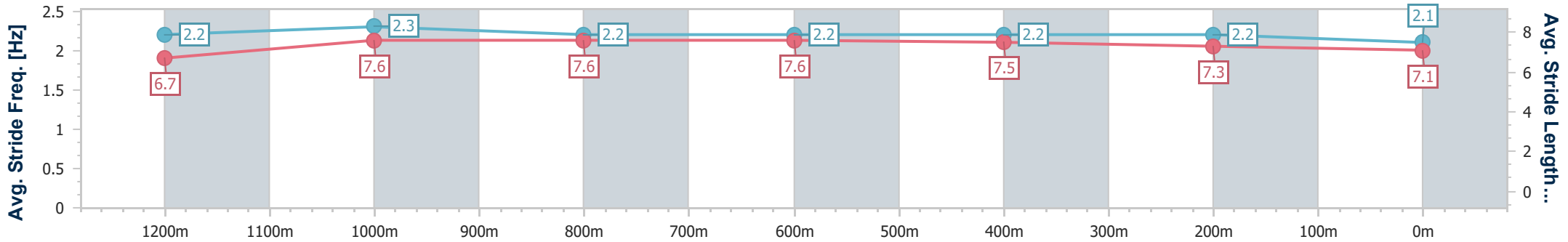
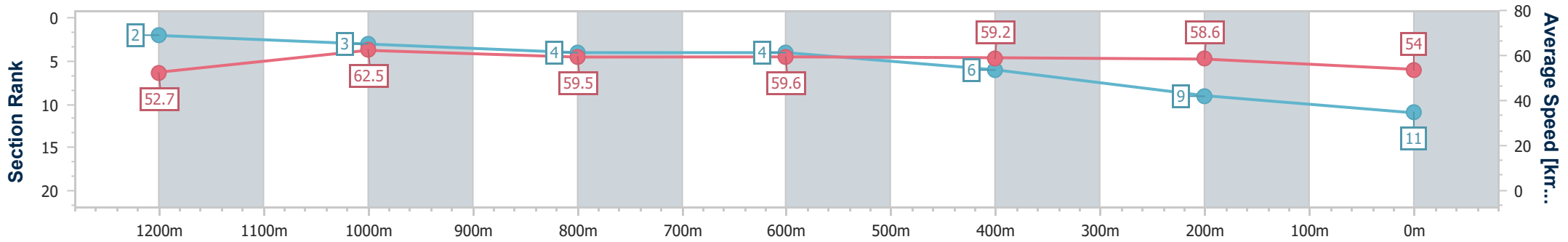
08 May 2024 - 14:54

Track Rating: Soft 7, Weather: Fine, Rail Position: +11m Entire



BRISBANE RACING CLUB

Section	Overall	1200m	1000m	800m	600m	400m	200m
Section Times	1:27.94 [11] (0:13.73)	1:14.21 [2] (0:11.56)	1:02.65 [3] (0:12.35)	0:50.30 [4] (0:12.30)	0:38.00 [4] (0:12.37)	0:25.63 [6] (0:12.28)	0:13.35 [9] (0:13.35)
Average Speed [km/h]	52.7	62.5	59.5	59.6	59.2	58.6	54.0
Top Speed [km/h]	65.9	66.0	60.7	60.8	60.8	59.7	57.3
Avg. Dist. to Rail [m]	2.6	3.8	4.2	4.2	3.9	9.8	8.2
Avg. Stride Freq. [Hz]	2.2	2.3	2.2	2.2	2.2	2.2	2.1
Avg. Stride Length [m]	6.7	7.6	7.6	7.6	7.5	7.3	7.1



- [ ] Ranking at each section and finish
- .-.- No data available at this section
- NA No data available



Horse/Jockey Name	Skieda
Final Rank	12
Fastest Section Time (Section)	0:11.69 (1200m)
Top Speed [km/h] (Section)	65.2 (Overall)
Race State	Finished



Eagle Farm QLD Professional

Race 6: XXXX Maiden Plate - 1400m

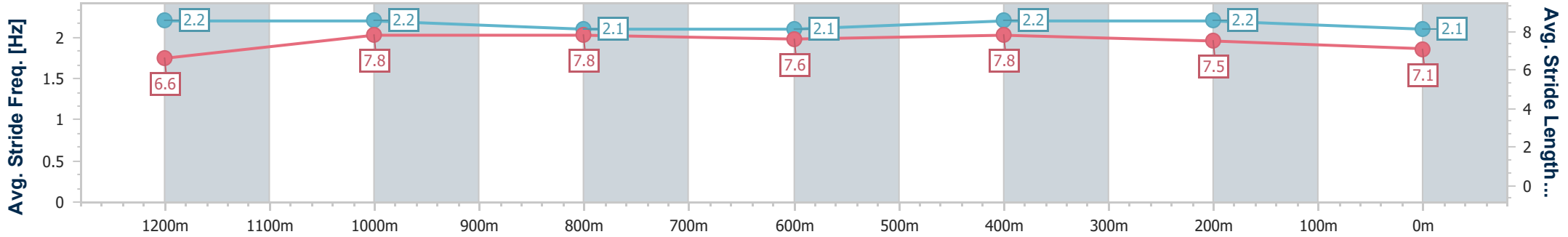
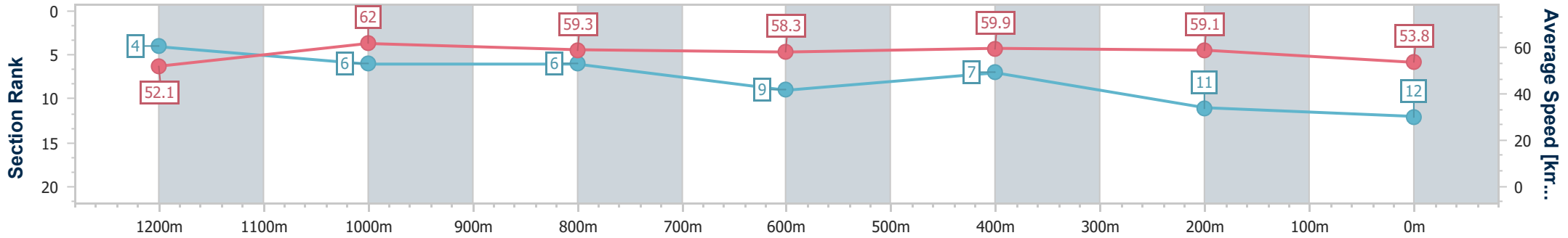
08 May 2024 - 14:54

Track Rating: Soft 7, Weather: Fine, Rail Position: +11m Entire



BRISBANE RACING CLUB

Section	Overall	1200m	1000m	800m	600m	400m	200m
Section Times	1:27.97 [12] (0:13.84)	1:14.13 [4] (0:11.69)	1:02.44 [6] (0:12.29)	0:50.15 [6] (0:12.48)	0:37.67 [9] (0:12.11)	0:25.56 [7] (0:12.19)	0:13.37 [11] (0:13.37)
Average Speed [km/h]	52.1	62.0	59.3	58.3	59.9	59.1	53.8
Top Speed [km/h]	65.2	63.9	61.6	59.4	61.0	61.4	56.9
Avg. Dist. to Rail [m]	3.5	4.5	2.7	2.0	2.1	4.4	2.7
Avg. Stride Freq. [Hz]	2.2	2.2	2.1	2.1	2.2	2.2	2.1
Avg. Stride Length [m]	6.6	7.8	7.8	7.6	7.8	7.5	7.1



- [ ] Ranking at each section and finish
- .-.- No data available at this section
- NA No data available





Horse/Jockey Name	One Command
Final Rank	13
Fastest Section Time (Section)	0:11.31 (1200m)
Top Speed [km/h] (Section)	65.5 (Overall)
Race State	Finished



Eagle Farm QLD Professional

Race 6: XXXX Maiden Plate - 1400m

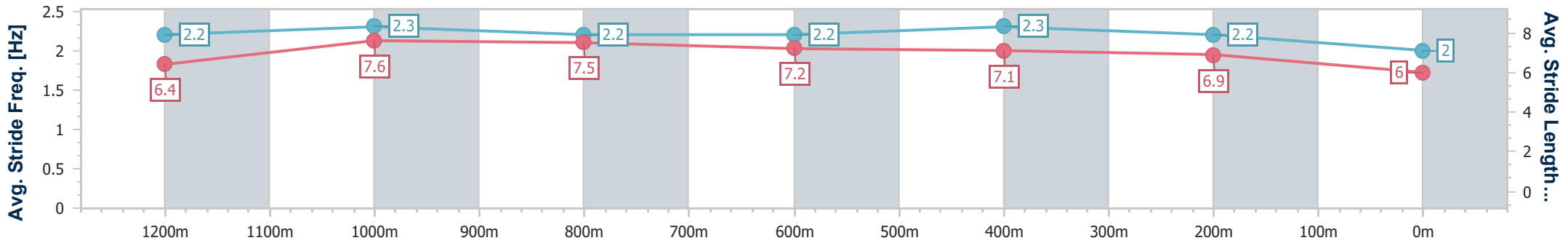
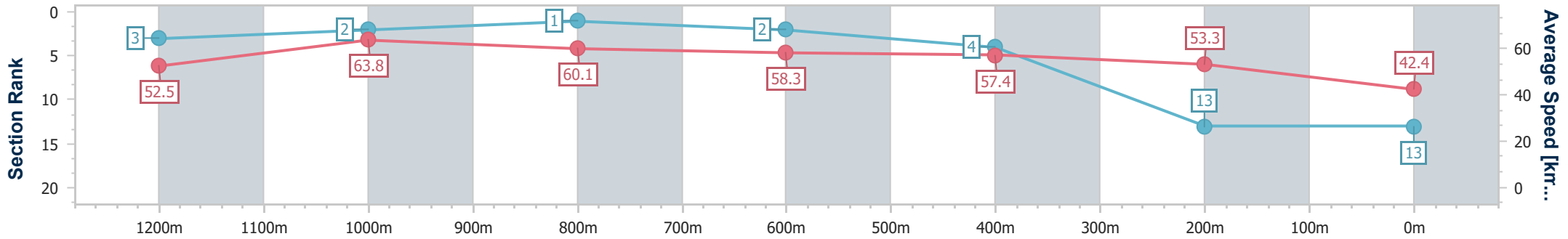
08 May 2024 - 14:54

Track Rating: Soft 7, Weather: Fine, Rail Position: +11m Entire



BRISBANE RACING CLUB

Section	Overall	1200m	1000m	800m	600m	400m	200m
Section Times	1:32.64 [13] (0:13.80)	1:18.84 [3] (0:11.31)	1:07.53 [2] (0:12.15)	0:55.38 [1] (0:12.30)	0:43.08 [2] (0:12.58)	0:30.50 [4] (0:13.53)	0:16.97 [13] (0:16.97)
Average Speed [km/h]	52.5	63.8	60.1	58.3	57.4	53.3	42.4
Top Speed [km/h]	65.5	65.1	62.1	60.2	58.3	57.3	48.2
Avg. Dist. to Rail [m]	6.3	5.0	2.2	0.5	1.1	4.1	2.9
Avg. Stride Freq. [Hz]	2.2	2.3	2.2	2.2	2.3	2.2	2.0
Avg. Stride Length [m]	6.4	7.6	7.5	7.2	7.1	6.9	6.0



- [ ] Ranking at each section and finish
- .-.- No data available at this section
- NA No data available