



Eagle Farm QLD Professional

Race 8: LADBROKES EASY FORM Class 1 Handicap - 1400m

08 May 2024 - 16:04



BRISBANE
RACING CLUB

Track Rating: Soft 7, Weather: Fine, Rail Position: +11m Entire

Section												Last 600m	
Field Times												0:35.89	
	Overall	1200m	1000m	800m	600m	400m							
	1:26.26 (0:14.07)	1:12.19 (0:11.40)	1:00.79 (0:12.49)	0:48.30 (0:12.41)	0:35.89 (0:11.82)	0:24.07 (0:11.58)							
Rank	TAB	Horse/Jockey	Barrier	Top Speed [km/h]	Fastest Section							Distance Travelled [m]	
1	9	CARTWHEELS Justin Huxtable	14	67.0 400m	0:11.15 400m	1:26.26 [1] (0:14.72)	1:11.54 [8] (0:12.09)	0:59.45 [9] (0:12.13)	0:47.32 [8] (0:12.43)	0:34.89 [8] (0:11.75)	0:23.14 [9] (0:11.15)	0:34.89	
2	6	A LOT OF BOOTY Tahlia Fenlon	16	64.7 1200m	0:11.37 1200m	1:26.32 [2] (0:14.10)	1:12.22 [2] (0:11.37)	1:00.85 [1] (0:12.49)	0:48.36 [1] (0:12.41)	0:35.95 [1] (0:11.82)	0:24.13 [1] (0:11.58)	0:35.95	-9
3	15	BRASCO Michael Rodd	10	63.0 400m	0:11.57 400m	1:26.76 [3] (0:14.46)	1:12.30 [5] (0:12.04)	1:00.26 [6] (0:12.18)	0:48.08 [5] (0:12.36)	0:35.72 [5] (0:11.75)	0:23.97 [5] (0:11.57)	0:35.72	-2
4	2	LOOSE UNIT Ryan Maloney	7	63.8 400m	0:11.62 400m	1:27.00 [4] (0:14.49)	1:12.51 [6] (0:11.92)	1:00.59 [5] (0:12.28)	0:48.31 [6] (0:12.50)	0:35.81 [7] (0:11.84)	0:23.97 [7] (0:11.62)	0:35.81	-5
5	3	SAVILEO Jake Bayliss	4	63.6 400m	0:11.63 400m	1:27.02 [5] (0:14.63)	1:12.39 [7] (0:11.91)	1:00.48 [7] (0:12.19)	0:48.29 [7] (0:12.31)	0:35.98 [6] (0:11.77)	0:24.21 [6] (0:11.63)	0:35.98	-9
6	10	EASTERLY Cejay Graham	2	62.9 1200m	0:11.73 1200m	1:27.21 [6] (0:14.35)	1:12.86 [4] (0:11.73)	1:01.13 [3] (0:12.37)	0:48.76 [3] (0:12.34)	0:36.42 [3] (0:11.85)	0:24.57 [3] (0:11.89)	0:36.42	-9
7	4	SOUTH SEA Boris Thornton	3	62.8 400m	0:11.75 400m	1:27.27 [7] (0:14.24)	1:13.03 [3] (0:11.84)	1:01.19 [4] (0:12.38)	0:48.81 [4] (0:12.41)	0:36.40 [4] (0:11.83)	0:24.57 [4] (0:11.75)	0:36.40	-7
8	7	DARK TANGENT Martin Harley	13	63.8 400m	0:11.62 400m	1:27.53 [8] (0:14.92)	1:12.61 [10] (0:11.97)	1:00.64 [10] (0:12.10)	0:48.54 [9] (0:12.40)	0:36.14 [9] (0:11.72)	0:24.42 [8] (0:11.62)	0:36.14	-7
9	13	PROSPERINA Mark Du Plessis	12	63.6 400m	0:11.62 400m	1:27.61 [9] (0:14.75)	1:12.86 [9] (0:11.92)	1:00.94 [8] (0:12.33)	0:48.61 [10] (0:12.60)	0:36.01 [11] (0:11.82)	0:24.19 [11] (0:11.62)	0:36.01	-2
10	11	SILVER GODDESS Angela Jones	17	63.9 400m	0:11.50 400m	1:27.66 [10] (0:14.96)	1:12.70 [12] (0:11.99)	1:00.71 [11] (0:12.21)	0:48.50 [12] (0:12.63)	0:35.87 [12] (0:11.80)	0:24.07 [13] (0:11.50)	0:35.87	-7

Scratched: Puzzle Designer (#20), Change The Deel (#16), Storm Force Ten (#18), A Certain Maybe (#12), Booming Lad (#17), Satashi (#19), Black Opium (#8), Nails And Pride (#21)

[] Ranking at each section and finish
-:--:- No data available at this section
NA No data available

SCN Saddle cloth number
DNF Did not finish
DNT Did not track



Eagle Farm QLD Professional

Race 8: LADBROKES EASY FORM Class 1 Handicap - 1400m

08 May 2024 - 16:04



BRISBANE
RACING CLUB

Track Rating: Soft 7, Weather: Fine, Rail Position: +11m Entire

Section	Overall	1200m	1000m	800m	600m	400m	Last 600m
Field Times	1:26.26 (0:14.07)	1:12.19 (0:11.40)	1:00.79 (0:12.49)	0:48.30 (0:12.41)	0:35.89 (0:11.82)	0:24.07 (0:11.58)	0:35.89

Rank	TAB	Horse/Jockey	Barrier	Top Speed [km/h]	Fastest Section	Overall	1200m	1000m	800m	600m	400m	Last 600m	Distance Travelled [m]
11	1	COOL KAAP James Orman	18	63.0 400m	0:11.59 400m	1:27.75 [11] (0:15.22)	1:12.53 [13] (0:11.97)	1:00.56 [13] (0:12.05)	0:48.51 [13] (0:12.58)	0:35.93 [13] (0:11.76)	0:24.17 [12] (0:11.59)	0:35.93	-9
12	14	WHISKEY AND BEER Micheal Hellyer	21	63.0 600m	0:11.74 600m	1:28.04 [12] (0:14.94)	1:13.10 [11] (0:12.16)	1:00.94 [12] (0:12.05)	0:48.89 [11] (0:12.36)	0:36.53 [10] (0:11.74)	0:24.79 [10] (0:11.78)	0:36.53	-3
13	5	BOOM IN THE DARK Damien Thornton	1	64.0 1200m	0:11.66 1200m	1:28.21 [13] (0:14.07)	1:14.14 [1] (0:11.66)	1:02.48 [2] (0:12.40)	0:50.08 [2] (0:12.51)	0:37.57 [2] (0:11.85)	0:25.72 [2] (0:12.13)	0:37.57	-5

Scratched: Puzzle Designer (#20), Change The Deel (#16), Storm Force Ten (#18), A Certain Maybe (#12), Booming Lad (#17), Satashi (#19), Black Opium (#8), Nails And Pride (#21)

[] Ranking at each section and finish
 -:-:-:- No data available at this section
 NA No data available

SCN Saddle cloth number
 DNF Did not finish
 DNT Did not track



Eagle Farm QLD Professional

Race 8: LADBROKES EASY FORM Class 1 Handicap - 1400m

08 May 2024 - 16:04



BRISBANE
RACING CLUB

Track Rating: Soft 7, Weather: Fine, Rail Position: +11m Entire

Section							200m			Last 600m
Field Times							0:12.49			0:35.89
Rank	TAB	Horse/Jockey	Barrier	Top Speed [km/h]	Fastest Section	Margin				Distance Travelled [m]
1	9	CARTWHEELS Justin Huxtable	14	67.0 400m	0:11.15 400m	0:11.99 [2] (0:11.99)	1:26.26		0:34.89	
2	6	A LOT OF BOOTY Tahlia Fenlon	16	64.7 1200m	0:11.37 1200m	0:12.55 [1] (0:12.55)	0.06L		0:35.95	-9
3	15	BRASCO Michael Rodd	10	63.0 400m	0:11.57 400m	0:12.40 [3] (0:12.40)	0.44L		0:35.72	-2
4	2	LOOSE UNIT Ryan Maloney	7	63.8 400m	0:11.62 400m	0:12.35 [8] (0:12.35)	0.24L		0:35.81	-5
5	3	SAVILEO Jake Bayliss	4	63.6 400m	0:11.63 400m	0:12.58 [4] (0:12.58)	0.02L		0:35.98	-9
6	10	EASTERLY Cejay Graham	2	62.9 1200m	0:11.73 1200m	0:12.68 [6] (0:12.68)	0.19L		0:36.42	-9
7	4	SOUTH SEA Boris Thornton	3	62.8 400m	0:11.75 400m	0:12.82 [5] (0:12.82)	0.06L		0:36.40	-7
8	7	DARK TANGENT Martin Harley	13	63.8 400m	0:11.62 400m	0:12.80 [9] (0:12.80)	0.26L		0:36.14	-7
9	13	PROSPERINA Mark Du Plessis	12	63.6 400m	0:11.62 400m	0:12.57 [11] (0:12.57)	0.08L		0:36.01	-2
10	11	SILVER GODDESS Angela Jones	17	63.9 400m	0:11.50 400m	0:12.57 [12] (0:12.57)	0.05L		0:35.87	-7

Scratched: Puzzle Designer (#20), Change The Deel (#16), Storm Force Ten (#18), A Certain Maybe (#12), Booming Lad (#17), Satashi (#19), Black Opium (#8), Nails And Pride (#21)

Report Created: Wed 8 May 2024 16:26 GMT+10 (Note: Timing is based on position data)

Page 3/17

[] Ranking at each section and finish
 -:-:- No data available at this section
 NA No data available

SCN Saddle cloth number
 DNF Did not finish
 DNT Did not track

data processed by  TRIPLESDATA



Eagle Farm QLD Professional

Race 8: LADBROKES EASY FORM Class 1 Handicap - 1400m

08 May 2024 - 16:04



BRISBANE
RACING CLUB

Track Rating: Soft 7, Weather: Fine, Rail Position: +11m Entire

Section				200m				Last 600m	
Field Times				0:12.49 (0:12.49)				0:35.89	
Rank	TAB	Horse/Jockey	Barrier	Top Speed [km/h]	Fastest Section	Margin			Distance Travelled [m]
11	1	COOL KAAP James Orman	18	63.0 400m	0:11.59 400m	0:12.58 [13] (0:12.58)	0.09L		0:35.93 -9
12	14	WHISKEY AND BEER Micheal Hellyer	21	63.0 600m	0:11.74 600m	0:13.01 [10] (0:13.01)	0.29L		0:36.53 -3
13	5	BOOM IN THE DARK Damien Thornton	1	64.0 1200m	0:11.66 1200m	0:13.59 [7] (0:13.59)	0.17L		0:37.57 -5

Scratched: Puzzle Designer (#20), Change The Deel (#16), Storm Force Ten (#18), A Certain Maybe (#12), Booming Lad (#17), Satashi (#19), Black Opium (#8), Nails And Pride (#21)

[] Ranking at each section and finish
 -:-:-:- No data available at this section
 NA No data available

SCN Saddle cloth number
 DNF Did not finish
 DNT Did not track



Horse/Jockey Name	Cartwheels
Final Rank	1
Fastest Section Time (Section)	0:11.15 (400m)
Top Speed [km/h] (Section)	67.0 (400m)
Race State	Finished

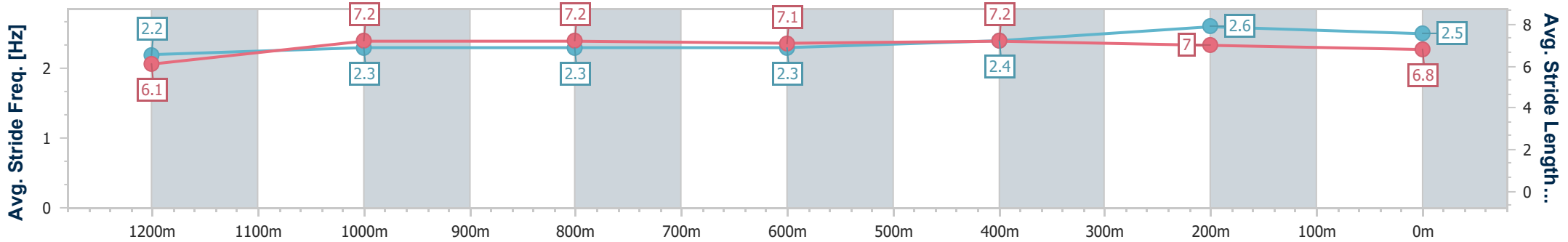
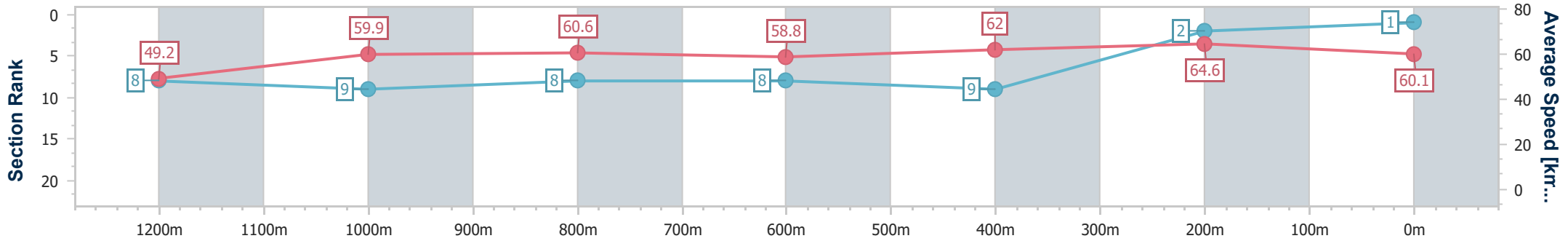


Eagle Farm QLD Professional
 Race 8: LADBROKES EASY FORM Class 1 Handicap - 1400m
 08 May 2024 - 16:04
 Track Rating: Soft 7, Weather: Fine, Rail Position: +11m Entire



BRISBANE
 RACING CLUB

Section	Overall	1200m	1000m	800m	600m	400m	200m
Section Times	1:26.26 [1] (0:14.72)	1:11.54 [8] (0:12.09)	0:59.45 [9] (0:12.13)	0:47.32 [8] (0:12.43)	0:34.89 [8] (0:11.75)	0:23.14 [9] (0:11.15)	0:11.99 [2] (0:11.99)
Average Speed [km/h]	49.2	59.9	60.6	58.8	62.0	64.6	60.1
Top Speed [km/h]	60.9	60.6	62.2	61.0	65.2	67.0	63.3
Avg. Dist. to Rail [m]	5.5	4.2	4.2	3.9	2.8	6.3	7.5
Avg. Stride Freq. [Hz]	2.2	2.3	2.3	2.3	2.4	2.6	2.5
Avg. Stride Length [m]	6.1	7.2	7.2	7.1	7.2	7.0	6.8



- [] Ranking at each section and finish
- .-.- No data available at this section
- NA No data available



Horse/Jockey Name	A Lot Of Booty
Final Rank	2
Fastest Section Time (Section)	0:11.37 (1200m)
Top Speed [km/h] (Section)	64.7 (1200m)
Race State	Finished

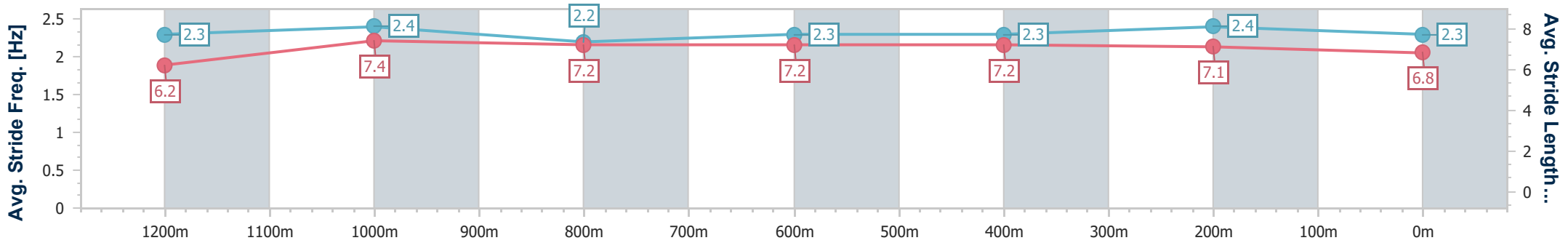
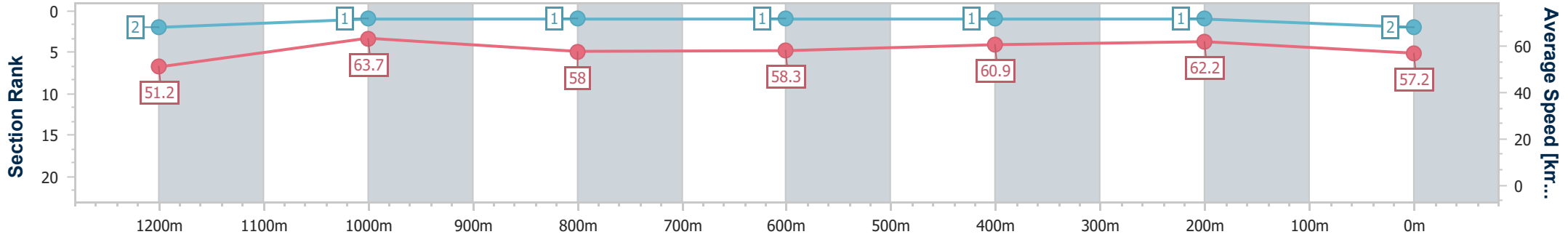


Eagle Farm QLD Professional
 Race 8: LADBROKES EASY FORM Class 1 Handicap - 1400m
 08 May 2024 - 16:04
 Track Rating: Soft 7, Weather: Fine, Rail Position: +11m Entire



BRISBANE
 RACING CLUB

Section	Overall	1200m	1000m	800m	600m	400m	200m
Section Times	1:26.32 [2] (0:14.10)	1:12.22 [2] (0:11.37)	1:00.85 [1] (0:12.49)	0:48.36 [1] (0:12.41)	0:35.95 [1] (0:11.82)	0:24.13 [1] (0:11.58)	0:12.55 [1] (0:12.55)
Average Speed [km/h]	51.2	63.7	58.0	58.3	60.9	62.2	57.2
Top Speed [km/h]	64.2	64.7	61.0	58.9	62.5	63.9	60.1
Avg. Dist. to Rail [m]	6.6	3.1	1.2	0.9	0.4	2.2	2.5
Avg. Stride Freq. [Hz]	2.3	2.4	2.2	2.3	2.3	2.4	2.3
Avg. Stride Length [m]	6.2	7.4	7.2	7.2	7.2	7.1	6.8



- [] Ranking at each section and finish
- .-.- No data available at this section
- NA No data available



Horse/Jockey Name	Brasco
Final Rank	3
Fastest Section Time (Section)	0:11.57 (400m)
Top Speed [km/h] (Section)	63.0 (400m)
Race State	Finished

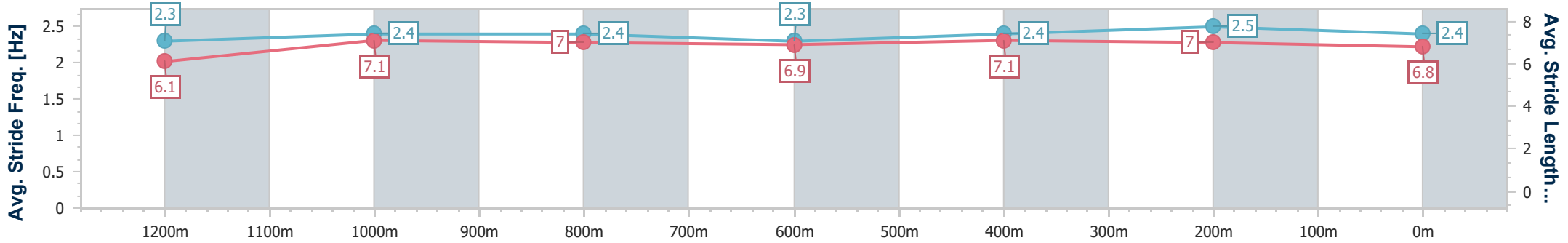
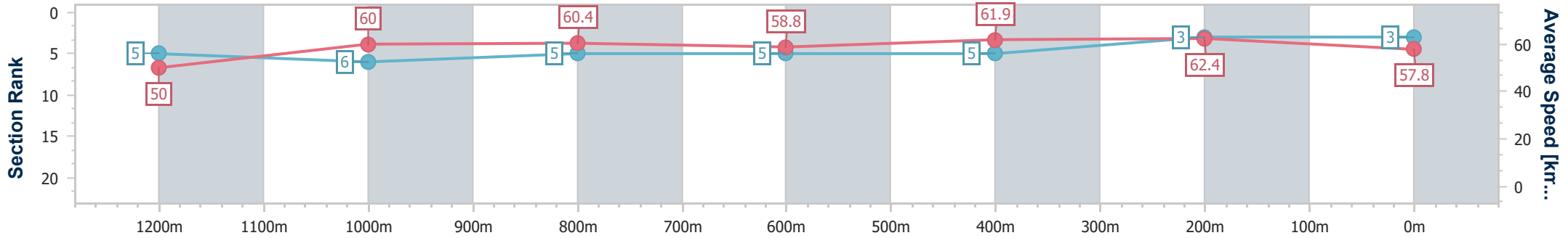


Eagle Farm QLD Professional
 Race 8: LADBROKES EASY FORM Class 1 Handicap - 1400m
 08 May 2024 - 16:04
 Track Rating: Soft 7, Weather: Fine, Rail Position: +11m Entire



BRISBANE
 RACING CLUB

Section	Overall	1200m	1000m	800m	600m	400m	200m
Section Times	1:26.76 [3] (0:14.46)	1:12.30 [5] (0:12.04)	1:00.26 [6] (0:12.18)	0:48.08 [5] (0:12.36)	0:35.72 [5] (0:11.75)	0:23.97 [5] (0:11.57)	0:12.40 [3] (0:12.40)
Average Speed [km/h]	50.0	60.0	60.4	58.8	61.9	62.4	57.8
Top Speed [km/h]	60.6	60.6	61.6	59.9	62.5	63.0	61.2
Avg. Dist. to Rail [m]	4.4	3.8	4.3	3.0	1.8	7.1	7.1
Avg. Stride Freq. [Hz]	2.3	2.4	2.4	2.3	2.4	2.5	2.4
Avg. Stride Length [m]	6.1	7.1	7.0	6.9	7.1	7.0	6.8



- [] Ranking at each section and finish
- .-.- No data available at this section
- NA No data available



Horse/Jockey Name	Loose Unit
Final Rank	4
Fastest Section Time (Section)	0:11.62 (400m)
Top Speed [km/h] (Section)	63.8 (400m)
Race State	Finished

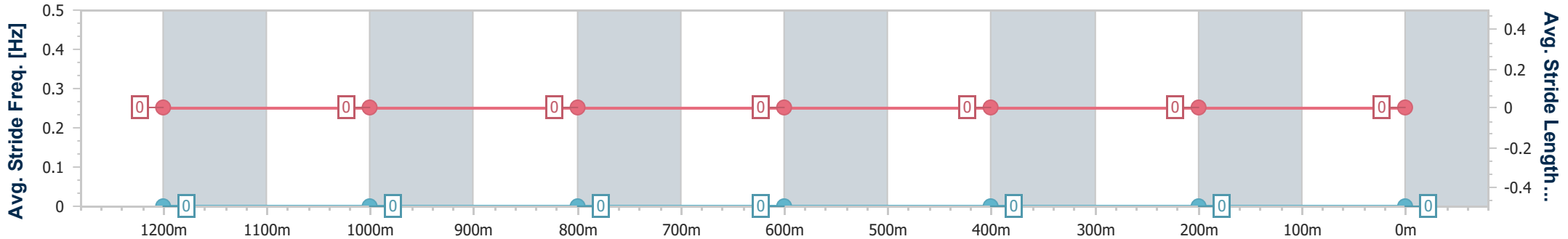
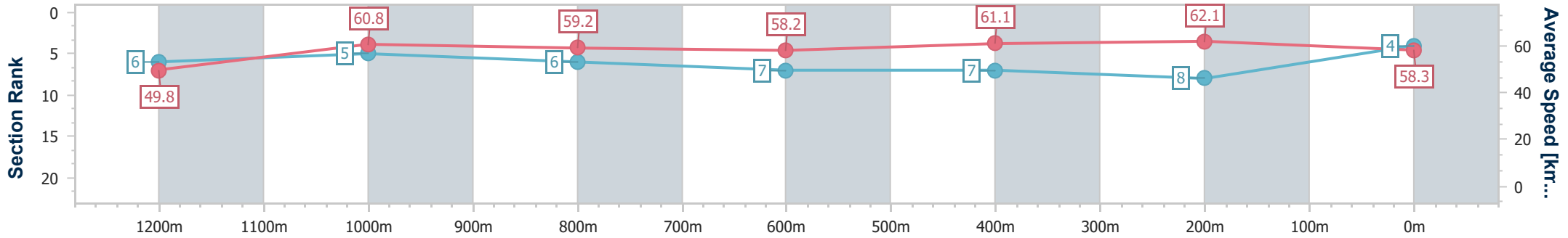


Eagle Farm QLD Professional
 Race 8: LADBROKES EASY FORM Class 1 Handicap - 1400m
 08 May 2024 - 16:04
 Track Rating: Soft 7, Weather: Fine, Rail Position: +11m Entire



BRISBANE
RACING CLUB

Section	Overall	1200m	1000m	800m	600m	400m	200m
Section Times	1:27.00 [4] (0:14.49)	1:12.51 [6] (0:11.92)	1:00.59 [5] (0:12.28)	0:48.31 [6] (0:12.50)	0:35.81 [7] (0:11.84)	0:23.97 [7] (0:11.62)	0:12.35 [8] (0:12.35)
Average Speed [km/h]	49.8	60.8	59.2	58.2	61.1	62.1	58.3
Top Speed [km/h]	61.7	61.5	60.6	59.8	62.9	63.8	60.6
Avg. Dist. to Rail [m]	3.8	3.2	2.4	2.2	1.5	5.2	6.3
Avg. Stride Freq. [Hz]	---	---	---	---	---	---	---
Avg. Stride Length [m]	---	---	---	---	---	---	---



- [] Ranking at each section and finish
- No data available at this section
- NA No data available



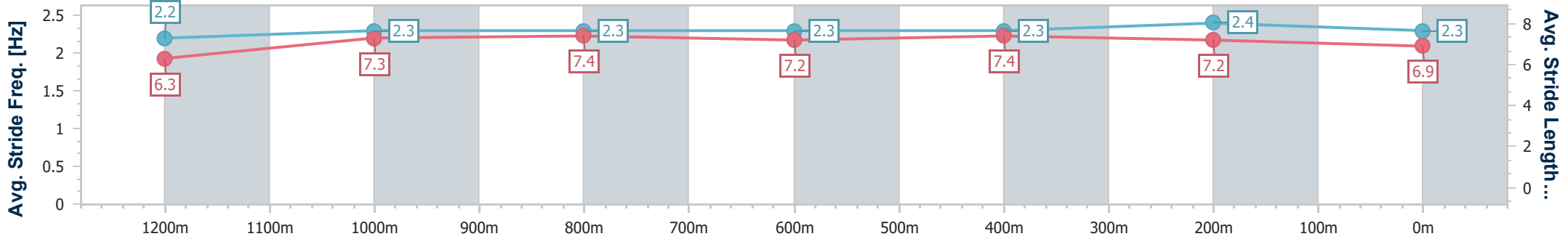
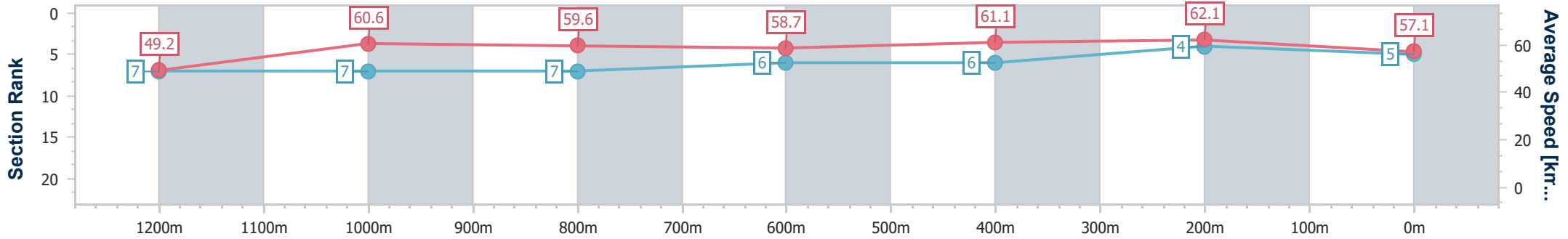
Horse/Jockey Name	Savileo
Final Rank	5
Fastest Section Time (Section)	0:11.63 (400m)
Top Speed [km/h] (Section)	63.6 (400m)
Race State	Finished



Eagle Farm QLD Professional
 Race 8: LADBROKES EASY FORM Class 1 Handicap - 1400m
 08 May 2024 - 16:04
 Track Rating: Soft 7, Weather: Fine, Rail Position: +11m Entire



Section	Overall	1200m	1000m	800m	600m	400m	200m
Section Times	1:27.02 [5] (0:14.63)	1:12.39 [7] (0:11.91)	1:00.48 [7] (0:12.19)	0:48.29 [7] (0:12.31)	0:35.98 [6] (0:11.77)	0:24.21 [6] (0:11.63)	0:12.58 [4] (0:12.58)
Average Speed [km/h]	49.2	60.6	59.6	58.7	61.1	62.1	57.1
Top Speed [km/h]	60.4	61.4	60.7	59.9	62.9	63.6	59.7
Avg. Dist. to Rail [m]	2.4	2.3	1.6	1.0	0.3	1.9	2.0
Avg. Stride Freq. [Hz]	2.2	2.3	2.3	2.3	2.3	2.4	2.3
Avg. Stride Length [m]	6.3	7.3	7.4	7.2	7.4	7.2	6.9



- [] Ranking at each section and finish
- .-.- No data available at this section
- NA No data available



Horse/Jockey Name	Easterly
Final Rank	6
Fastest Section Time (Section)	0:11.73 (1200m)
Top Speed [km/h] (Section)	62.9 (1200m)
Race State	Finished

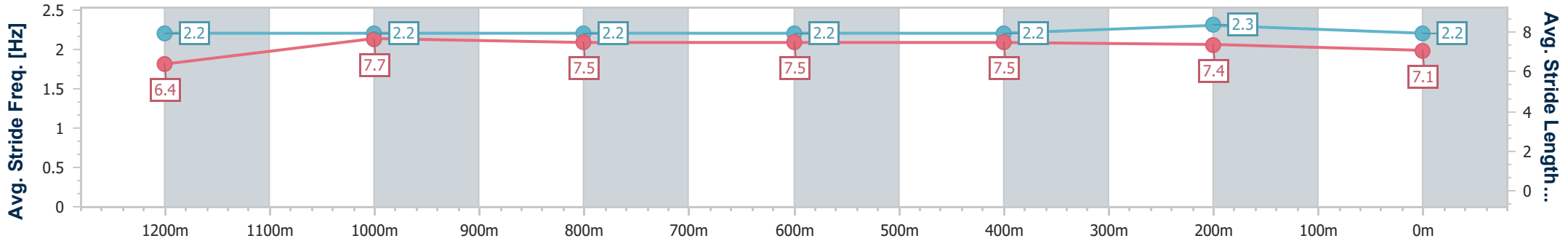
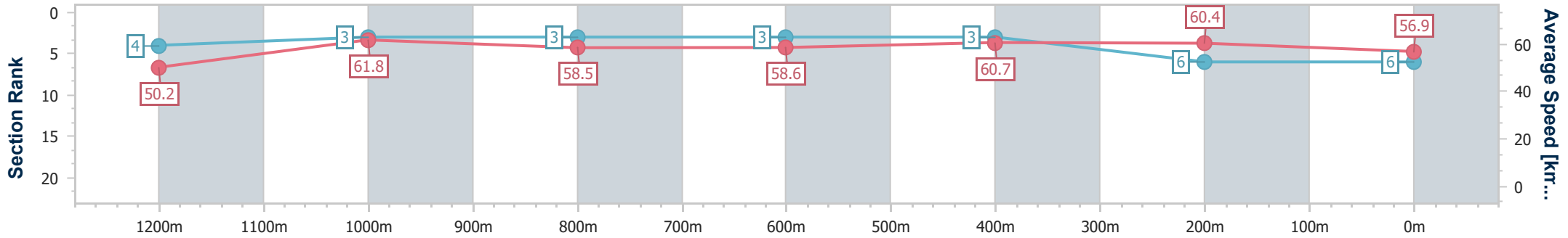


Eagle Farm QLD Professional
 Race 8: LADBROKES EASY FORM Class 1 Handicap - 1400m
 08 May 2024 - 16:04
 Track Rating: Soft 7, Weather: Fine, Rail Position: +11m Entire



BRISBANE
 RACING CLUB

Section	Overall	1200m	1000m	800m	600m	400m	200m
Section Times	1:27.21 [6] (0:14.35)	1:12.86 [4] (0:11.73)	1:01.13 [3] (0:12.37)	0:48.76 [3] (0:12.34)	0:36.42 [3] (0:11.85)	0:24.57 [3] (0:11.89)	0:12.68 [6] (0:12.68)
Average Speed [km/h]	50.2	61.8	58.5	58.6	60.7	60.4	56.9
Top Speed [km/h]	61.1	62.9	60.3	59.4	61.7	62.8	59.2
Avg. Dist. to Rail [m]	2.3	2.2	1.6	0.6	0.4	1.0	0.2
Avg. Stride Freq. [Hz]	2.2	2.2	2.2	2.2	2.2	2.3	2.2
Avg. Stride Length [m]	6.4	7.7	7.5	7.5	7.5	7.4	7.1



- [] Ranking at each section and finish
- .-.- No data available at this section
- NA No data available



Horse/Jockey Name	South Sea
Final Rank	7
Fastest Section Time (Section)	0:11.75 (400m)
Top Speed [km/h] (Section)	62.8 (400m)
Race State	Finished

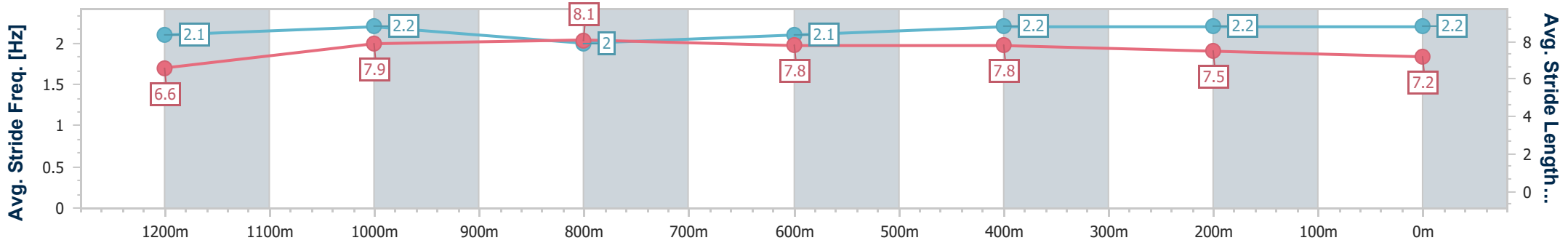
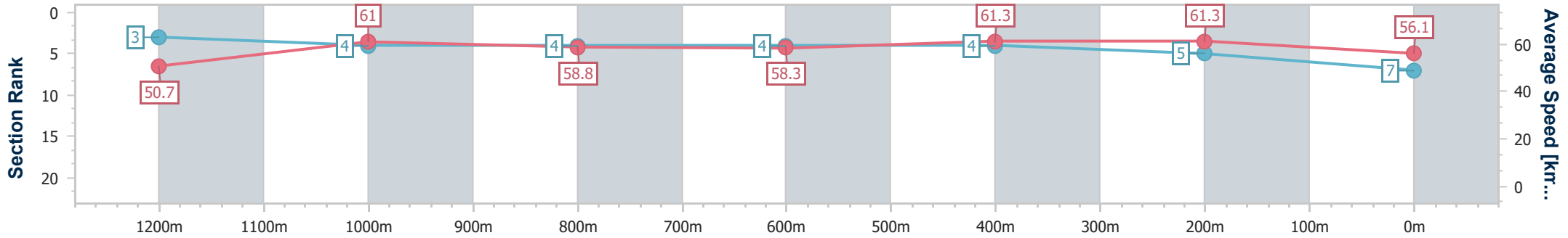


Eagle Farm QLD Professional
 Race 8: LADBROKES EASY FORM Class 1 Handicap - 1400m
 08 May 2024 - 16:04
 Track Rating: Soft 7, Weather: Fine, Rail Position: +11m Entire



BRISBANE
RACING CLUB

Section	Overall	1200m	1000m	800m	600m	400m	200m
Section Times	1:27.27 [7] (0:14.24)	1:13.03 [3] (0:11.84)	1:01.19 [4] (0:12.38)	0:48.81 [4] (0:12.41)	0:36.40 [4] (0:11.83)	0:24.57 [4] (0:11.75)	0:12.82 [5] (0:12.82)
Average Speed [km/h]	50.7	61.0	58.8	58.3	61.3	61.3	56.1
Top Speed [km/h]	61.4	61.5	60.2	59.8	62.4	62.8	58.9
Avg. Dist. to Rail [m]	2.6	2.4	2.2	1.7	1.3	4.2	3.3
Avg. Stride Freq. [Hz]	2.1	2.2	2.0	2.1	2.2	2.2	2.2
Avg. Stride Length [m]	6.6	7.9	8.1	7.8	7.8	7.5	7.2



- [] Ranking at each section and finish
- .-.- No data available at this section
- NA No data available



Horse/Jockey Name	Dark Tangent
Final Rank	8
Fastest Section Time (Section)	0:11.62 (400m)
Top Speed [km/h] (Section)	63.8 (400m)
Race State	Finished

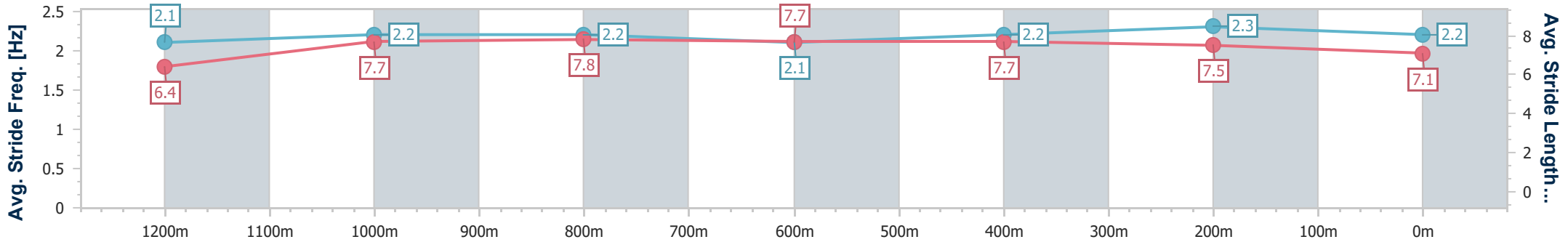
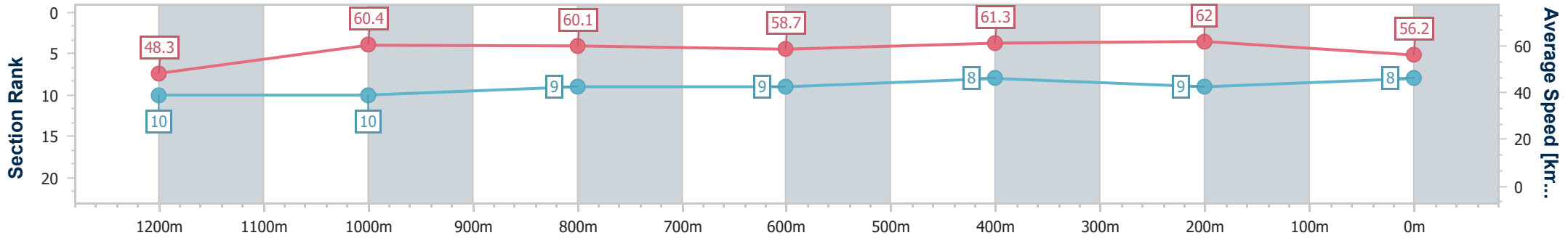


Eagle Farm QLD Professional
 Race 8: LADBROKES EASY FORM Class 1 Handicap - 1400m
 08 May 2024 - 16:04
 Track Rating: Soft 7, Weather: Fine, Rail Position: +11m Entire



BRISBANE
 RACING CLUB

Section	Overall	1200m	1000m	800m	600m	400m	200m
Section Times	1:27.53 [8] (0:14.92)	1:12.61 [10] (0:11.97)	1:00.64 [10] (0:12.10)	0:48.54 [9] (0:12.40)	0:36.14 [9] (0:11.72)	0:24.42 [8] (0:11.62)	0:12.80 [9] (0:12.80)
Average Speed [km/h]	48.3	60.4	60.1	58.7	61.3	62.0	56.2
Top Speed [km/h]	61.1	61.2	60.9	60.2	63.0	63.8	59.4
Avg. Dist. to Rail [m]	3.0	1.9	2.3	2.2	0.4	0.2	1.1
Avg. Stride Freq. [Hz]	2.1	2.2	2.2	2.1	2.2	2.3	2.2
Avg. Stride Length [m]	6.4	7.7	7.8	7.7	7.7	7.5	7.1



- [] Ranking at each section and finish
- .-.- No data available at this section
- NA No data available



Horse/Jockey Name	Prosperina
Final Rank	9
Fastest Section Time (Section)	0:11.62 (400m)
Top Speed [km/h] (Section)	63.6 (400m)
Race State	Finished

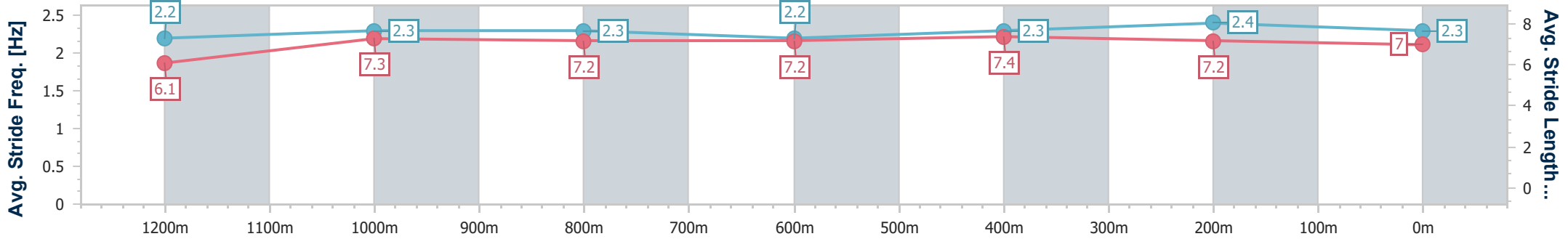
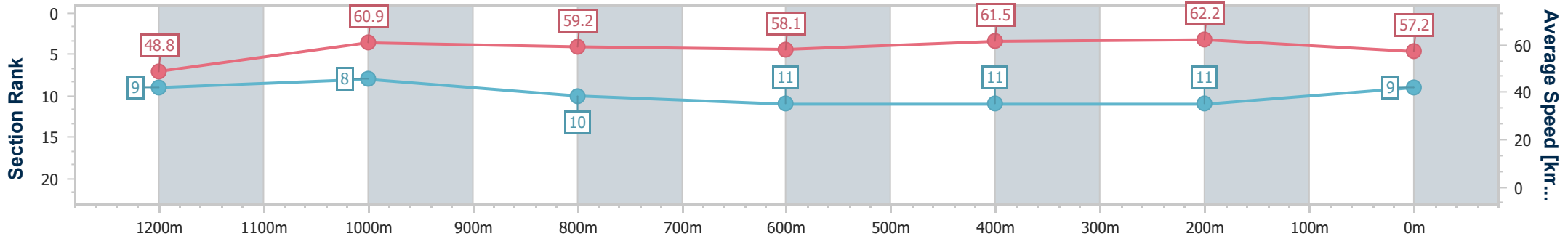


Eagle Farm QLD Professional
 Race 8: LADBROKES EASY FORM Class 1 Handicap - 1400m
 08 May 2024 - 16:04
 Track Rating: Soft 7, Weather: Fine, Rail Position: +11m Entire



BRISBANE
 RACING CLUB

Section	Overall	1200m	1000m	800m	600m	400m	200m
Section Times	1:27.61 [9] (0:14.75)	1:12.86 [9] (0:11.92)	1:00.94 [8] (0:12.33)	0:48.61 [10] (0:12.60)	0:36.01 [11] (0:11.82)	0:24.19 [11] (0:11.62)	0:12.57 [11] (0:12.57)
Average Speed [km/h]	48.8	60.9	59.2	58.1	61.5	62.2	57.2
Top Speed [km/h]	62.0	62.0	61.7	59.4	62.8	63.6	59.4
Avg. Dist. to Rail [m]	4.0	2.7	3.5	3.5	2.4	5.6	4.5
Avg. Stride Freq. [Hz]	2.2	2.3	2.3	2.2	2.3	2.4	2.3
Avg. Stride Length [m]	6.1	7.3	7.2	7.2	7.4	7.2	7.0



- [] Ranking at each section and finish
- .-.- No data available at this section
- NA No data available



Horse/Jockey Name	Silver Goddess
Final Rank	10
Fastest Section Time (Section)	0:11.50 (400m)
Top Speed [km/h] (Section)	63.9 (400m)
Race State	Finished

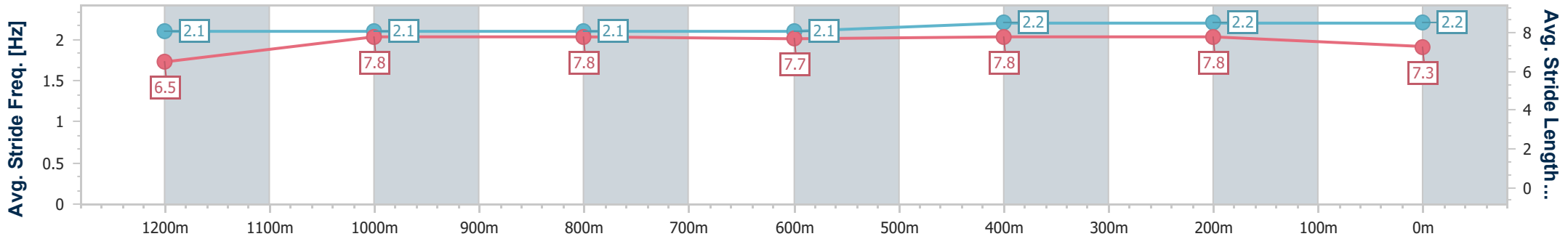
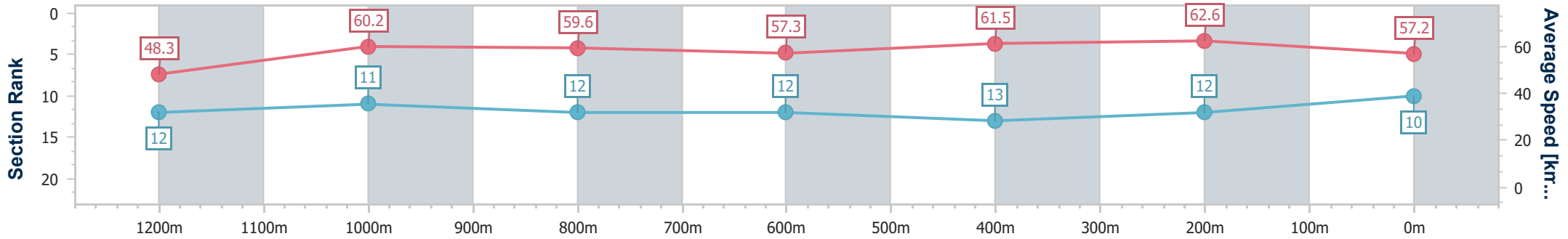


Eagle Farm QLD Professional
 Race 8: LADBROKES EASY FORM Class 1 Handicap - 1400m
 08 May 2024 - 16:04
 Track Rating: Soft 7, Weather: Fine, Rail Position: +11m Entire



BRISBANE
RACING CLUB

Section	Overall	1200m	1000m	800m	600m	400m	200m
Section Times	1:27.66 [10] (0:14.96)	1:12.70 [12] (0:11.99)	1:00.71 [11] (0:12.21)	0:48.50 [12] (0:12.63)	0:35.87 [12] (0:11.80)	0:24.07 [13] (0:11.50)	0:12.57 [12] (0:12.57)
Average Speed [km/h]	48.3	60.2	59.6	57.3	61.5	62.6	57.2
Top Speed [km/h]	61.4	61.2	61.3	59.0	63.4	63.9	60.6
Avg. Dist. to Rail [m]	5.3	2.9	2.1	1.6	1.5	2.9	3.2
Avg. Stride Freq. [Hz]	2.1	2.1	2.1	2.1	2.2	2.2	2.2
Avg. Stride Length [m]	6.5	7.8	7.8	7.7	7.8	7.8	7.3



- [] Ranking at each section and finish
- .-.- No data available at this section
- NA No data available



Horse/Jockey Name	Cool Kaap
Final Rank	11
Fastest Section Time (Section)	0:11.59 (400m)
Top Speed [km/h] (Section)	63.0 (400m)
Race State	Finished

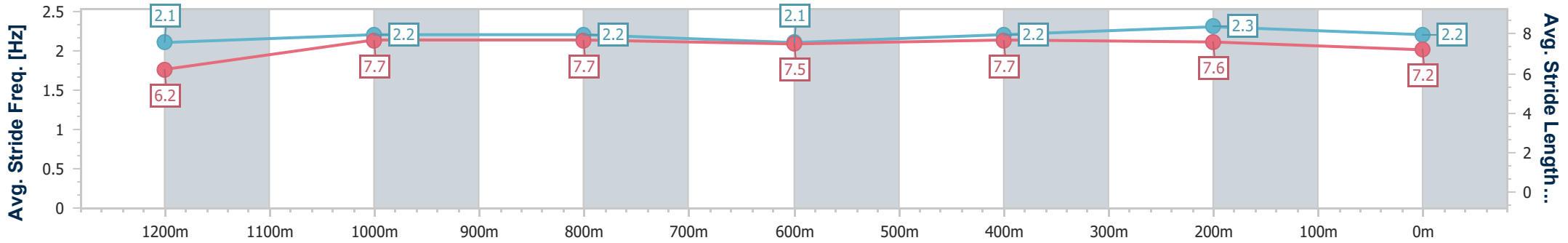
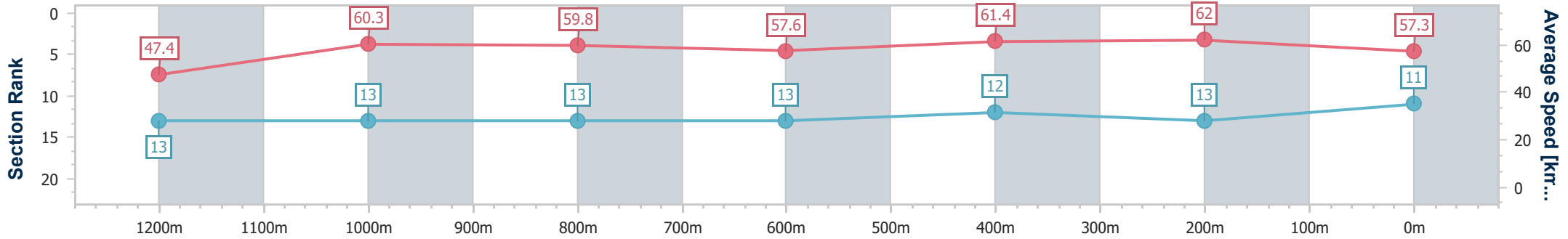


Eagle Farm QLD Professional
 Race 8: LADBROKES EASY FORM Class 1 Handicap - 1400m
 08 May 2024 - 16:04
 Track Rating: Soft 7, Weather: Fine, Rail Position: +11m Entire



BRISBANE
RACING CLUB

Section	Overall	1200m	1000m	800m	600m	400m	200m
Section Times	1:27.75 [11] (0:15.22)	1:12.53 [13] (0:11.97)	1:00.56 [13] (0:12.05)	0:48.51 [13] (0:12.58)	0:35.93 [13] (0:11.76)	0:24.17 [12] (0:11.59)	0:12.58 [13] (0:12.58)
Average Speed [km/h]	47.4	60.3	59.8	57.6	61.4	62.0	57.3
Top Speed [km/h]	59.5	61.0	61.7	59.9	62.6	63.0	60.3
Avg. Dist. to Rail [m]	6.4	1.5	0.6	0.9	0.5	1.2	0.8
Avg. Stride Freq. [Hz]	2.1	2.2	2.2	2.1	2.2	2.3	2.2
Avg. Stride Length [m]	6.2	7.7	7.7	7.5	7.7	7.6	7.2



- [] Ranking at each section and finish
- .-.- No data available at this section
- NA No data available



Horse/Jockey Name	Whiskey And Beer
Final Rank	12
Fastest Section Time (Section)	0:11.74 (600m)
Top Speed [km/h] (Section)	63.0 (600m)
Race State	Finished

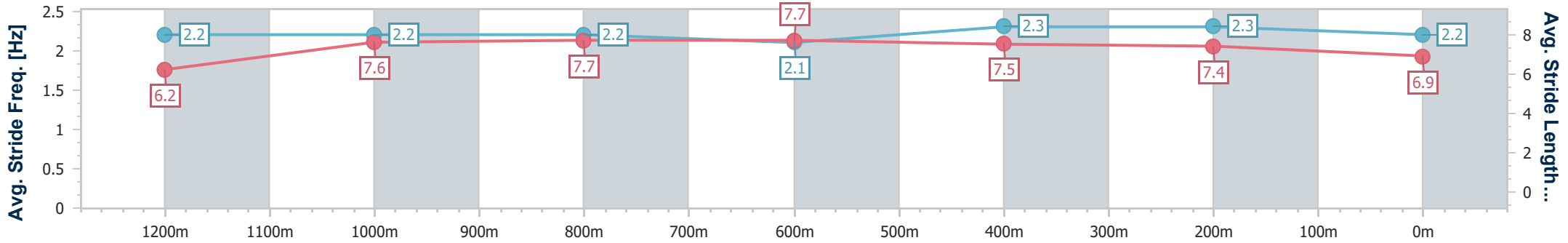
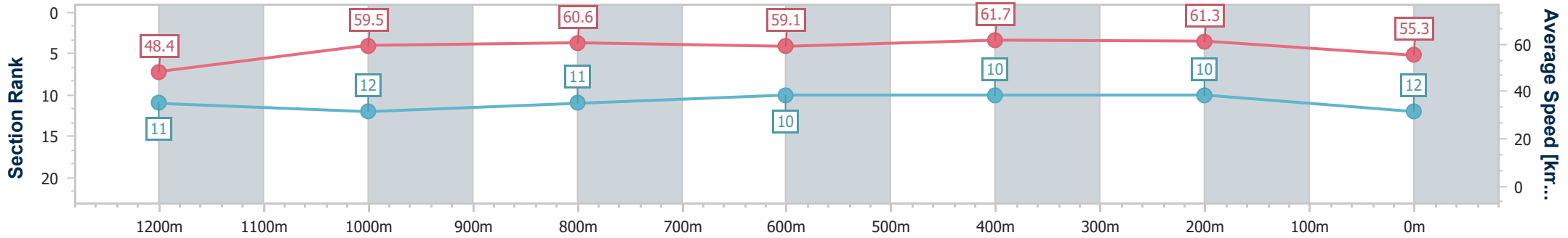


Eagle Farm QLD Professional
 Race 8: LADBROKES EASY FORM Class 1 Handicap - 1400m
 08 May 2024 - 16:04
 Track Rating: Soft 7, Weather: Fine, Rail Position: +11m Entire



BRISBANE
RACING CLUB

Section	Overall	1200m	1000m	800m	600m	400m	200m
Section Times	1:28.04 [12] (0:14.94)	1:13.10 [11] (0:12.16)	1:00.94 [12] (0:12.05)	0:48.89 [11] (0:12.36)	0:36.53 [10] (0:11.74)	0:24.79 [10] (0:11.78)	0:13.01 [10] (0:13.01)
Average Speed [km/h]	48.4	59.5	60.6	59.1	61.7	61.3	55.3
Top Speed [km/h]	61.4	61.1	61.7	60.5	63.0	62.8	60.4
Avg. Dist. to Rail [m]	7.6	3.8	3.0	2.5	2.1	5.5	7.7
Avg. Stride Freq. [Hz]	2.2	2.2	2.2	2.1	2.3	2.3	2.2
Avg. Stride Length [m]	6.2	7.6	7.7	7.7	7.5	7.4	6.9



- [] Ranking at each section and finish
- .-.- No data available at this section
- NA No data available



Horse/Jockey Name	Boom In The Dark
Final Rank	13
Fastest Section Time (Section)	0:11.66 (1200m)
Top Speed [km/h] (Section)	64.0 (1200m)
Race State	Finished

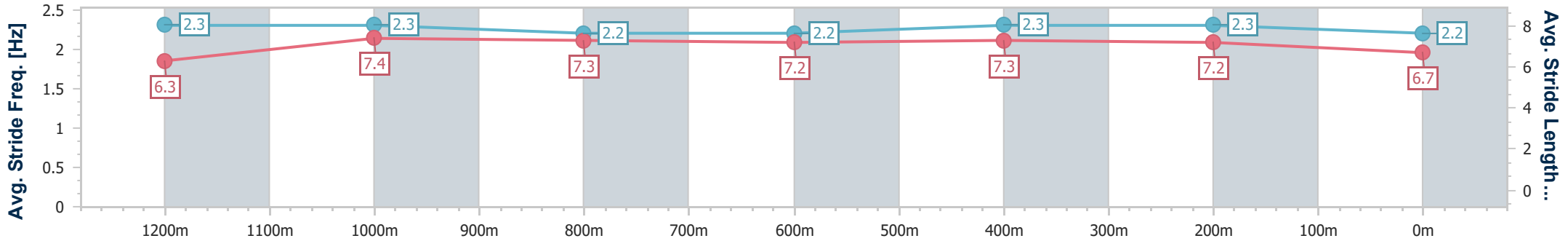
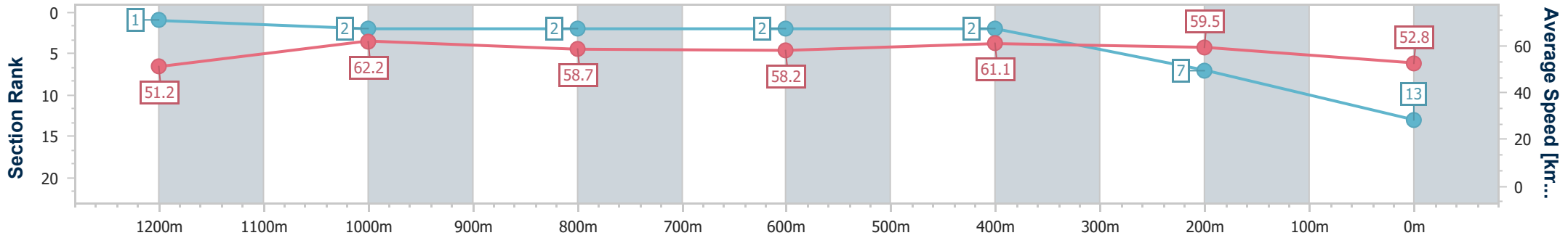


Eagle Farm QLD Professional
 Race 8: LADBROKES EASY FORM Class 1 Handicap - 1400m
 08 May 2024 - 16:04
 Track Rating: Soft 7, Weather: Fine, Rail Position: +11m Entire



BRISBANE
RACING CLUB

Section	Overall	1200m	1000m	800m	600m	400m	200m
Section Times	1:28.21 [13] (0:14.07)	1:14.14 [1] (0:11.66)	1:02.48 [2] (0:12.40)	0:50.08 [2] (0:12.51)	0:37.57 [2] (0:11.85)	0:25.72 [2] (0:12.13)	0:13.59 [7] (0:13.59)
Average Speed [km/h]	51.2	62.2	58.7	58.2	61.1	59.5	52.8
Top Speed [km/h]	62.7	64.0	59.7	58.9	62.3	61.4	56.5
Avg. Dist. to Rail [m]	2.1	3.0	2.8	2.8	1.3	3.7	4.0
Avg. Stride Freq. [Hz]	2.3	2.3	2.2	2.2	2.3	2.3	2.2
Avg. Stride Length [m]	6.3	7.4	7.3	7.2	7.3	7.2	6.7



- [] Ranking at each section and finish
- .-.- No data available at this section
- NA No data available