

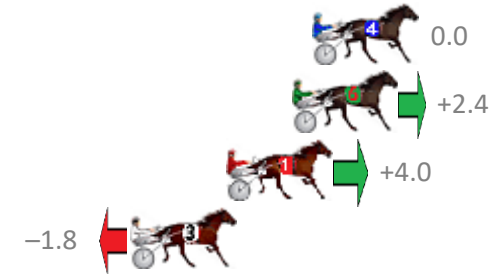
Albion Park Race 1 Distance 1660m

Tuesday, 1 May 2018

Gross Time: 2:00.80 MileRate: 1:57.10 LeadTime: 3.60s First Qtr: 29.00s Second Qtr: 31.20s Third Qtr: 28.00s Fourth Qtr: 29.00s

NoHorse	Plc	Margin	Time	800Time (W)	400 Time (W)
4 LEFT A TERROR	1	0.0m	2:00.80	57.00s (0)	29.00s (0)
6 CAPITALIZE	2	0.8m	2:00.86	56.83s (1)	28.81s (1)
1 CHERRYS THE BEST	3	3.4m	2:01.05	56.72s (1)	28.65s (1)
3 BOULDER CITY	4	7.2m	2:01.32	57.13s (0)	29.16s (0)

Finish Position and metres gained from 800m



Trots Sectionals
 Powered by
www.pjdata.com.au
 Home of PJ Trots Analyser



The Racing Queensland Board (trading as Racing Queensland) and provider are not responsible for the completeness or accuracy of any of the information contained herein, and makes no representations about its suitability for any purpose.

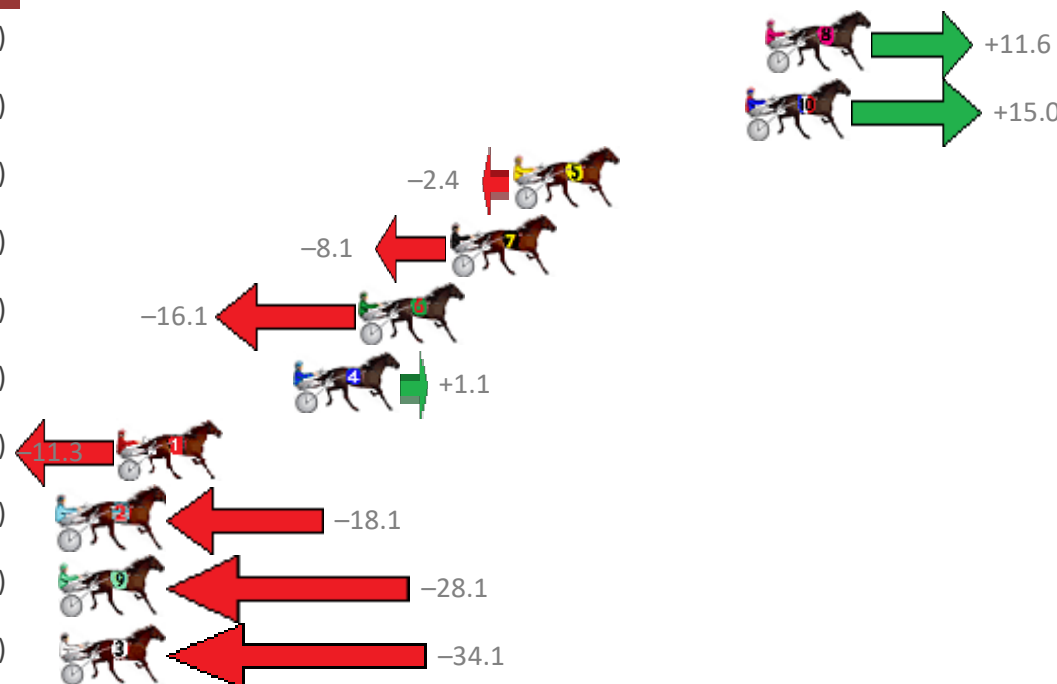
Albion Park Race 2 Distance 2647m

Tuesday, 1 May 2018

Gross Time: 3:22.10 MileRate: 2:01.90 LeadTime: 81.10s First Qtr: 30.50s Second Qtr: 31.30s Third Qtr: 29.30s Fourth Qtr: 29.90s

NoHorse	Plc	Margin	Time	800Time (W)	400 Time (W)
8 NEEDLE	1	0.0m	3:22.10	58.34s (2)	29.56s (2)
10 SPRINGBANK EDEN	2	0.8m	3:22.16	58.09s (2)	29.30s (2)
5 SPIRIT WALKER	3	10.0m	3:22.85	59.38s (1)	30.15s (1)
7 SPUD	4	12.5m	3:23.03	59.80s (0)	30.52s (0)
6 IVANOV	5	16.1m	3:23.30	60.39s (0)	31.10s (0)
4 ZAIRE DIVA	6	18.7m	3:23.50	59.12s (1)	30.37s (1)
1 MONORAIL	7	25.7m	3:24.02	60.04s (0)	30.61s (0)
2 TWICE AS MUCH	8	28.1m	3:24.20	60.54s (0)	31.18s (0)
9 MISTER GUNSEN	9	30.9m	3:24.41	61.28s (1)	32.03s (1)
3 LANSBURY	10	54.7m	3:26.19	61.72s (0)	32.03s (0)

Finish Position and metres gained from 800m



Trots Sectionals
 Powered by
www.pjdata.com.au
 Home of PJ Trots Analyser



The Racing Queensland Board (trading as Racing Queensland) and provider are not responsible for the completeness or accuracy of any of the information contained herein, and makes no representations about its suitability for any purpose.

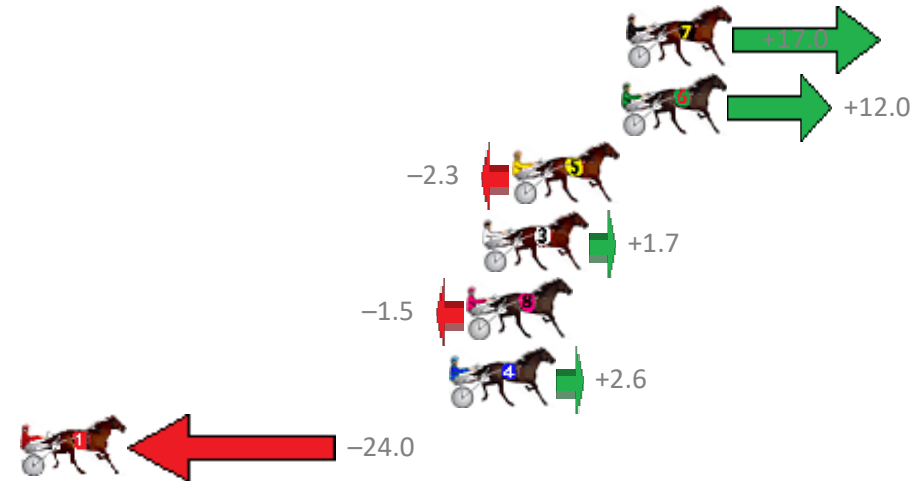
Albion Park Race 3 Distance 1660m

Tuesday, 1 May 2018

Gross Time: 1:59.20 MileRate: 1:55.60 LeadTime: 3.60s First Qtr: 28.10s Second Qtr: 29.90s Third Qtr: 28.50s Fourth Qtr: 29.10s

NoHorse	Plc	Margin	Time	800Time (W)	400 Time (W)
7 REDS JET STAR	1	0.0m	1:59.20	56.38s (1)	28.55s (2)
6 RORY MACH	2	0.2m	1:59.21	56.74s (1)	28.45s (1)
5 CORPORAL LUNA	3	4.5m	1:59.53	57.77s (1)	29.40s (1)
3 LONG TERM FELLA	4	5.7m	1:59.61	57.48s (1)	29.15s (1)
8 MY MASTERCRAFTSMA	5	6.3m	1:59.66	57.71s (0)	29.25s (0)
4 LOMBO RANMILES	6	7.0m	1:59.71	57.41s (0)	28.98s (0)
1 CHATTANOOGACHOOC	7	24.0m	2:00.95	59.33s (0)	30.85s (0)

Finish Position and metres gained from 800m



Trots Sectionals
 Powered by
www.pjdata.com.au
 Home of PJ Trots Analyser



The Racing Queensland Board (trading as Racing Queensland) and provider are not responsible for the completeness or accuracy of any of the information contained herein, and makes no representations about its suitability for any purpose.

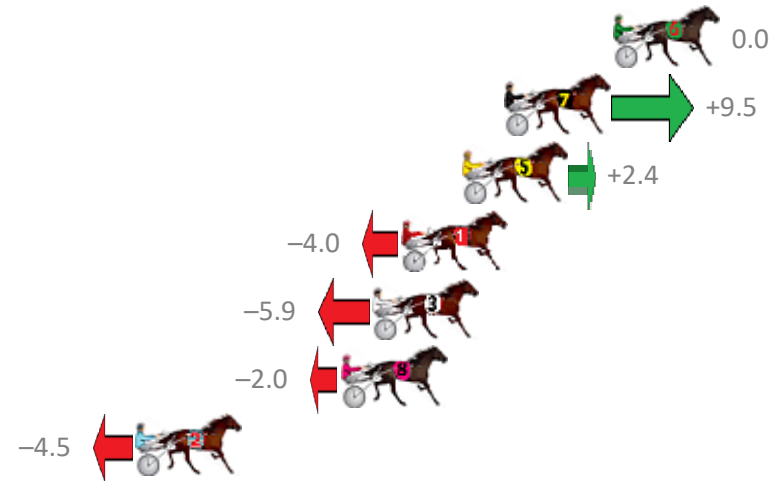
Albion Park Race 4 Distance 1660m

Tuesday, 1 May 2018

Gross Time: 1:57.60 MileRate: 1:54.00 LeadTime: 3.50s First Qtr: 27.30s Second Qtr: 30.70s Third Qtr: 27.80s Fourth Qtr: 28.30s

NoHorse	Plc	Margin	Time	800Time (W)	400 Time (W)
6 A GOOD CHANCE	1	0.0m	1:57.60	56.10s (0)	28.30s (0)
7 POMPIDOU	2	4.3m	1:57.90	55.43s (1)	27.63s (1)
5 MACHIN OUT	3	6.0m	1:58.02	55.93s (1)	28.13s (1)
1 SUPALINER	4	8.4m	1:58.19	56.38s (0)	28.51s (0)
3 CHERISH THE MOMENT	5	9.5m	1:58.27	56.51s (1)	28.77s (1)
8 FOURS ENUF TAS	6	10.8m	1:58.36	56.24s (0)	28.27s (0)
2 SOMETHING EYRE	7	18.9m	1:58.94	56.42s (0)	28.41s (0)

Finish Position and metres gained from 800m



Trots Sectionals
 Powered by
www.pjdata.com.au
 Home of PJ Trots Analyser



The Racing Queensland Board (trading as Racing Queensland) and provider are not responsible for the completeness or accuracy of any of the information contained herein, and makes no representations about its suitability for any purpose.

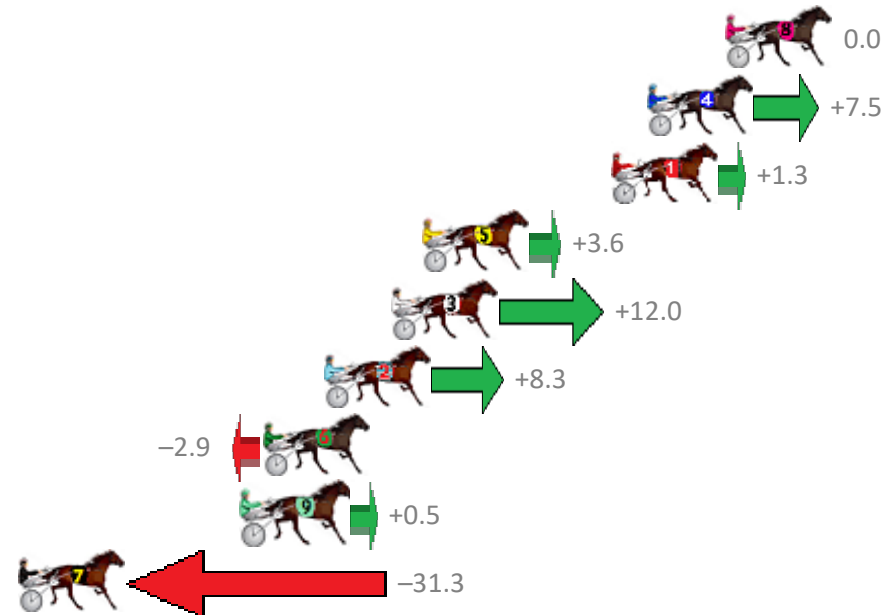
Albion Park Race 5 Distance 2647m

Tuesday, 1 May 2018

Gross Time: 3:17.40 MileRate: 1:59.10 LeadTime: 81.00s First Qtr: 30.30s Second Qtr: 28.70s Third Qtr: 28.40s Fourth Qtr: 29.00s

NoHorse	Plc	Margin	Time	800Time (W)	400 Time (W)
8 MACH ALERT	1	0.0m	3:17.40	57.40s (0)	29.00s (0)
4 MAJOR SCORE	2	3.1m	3:17.62	56.86s (0)	28.49s (0)
1 GEORGIA GRACE	3	4.5m	3:17.73	57.31s (0)	28.93s (0)
5 WESTERN BLAZE	4	12.0m	3:18.27	57.14s (0)	28.77s (0)
3 DEVIL DODGER	5	13.2m	3:18.36	56.54s (0)	28.51s (0)
2 INA GREAT PLACE	6	15.9m	3:18.55	56.80s (1)	28.50s (1)
6 OUR WHITE KNIGHT	7	18.3m	3:18.73	57.61s (1)	29.12s (2)
9 WATCH PULP FICTION	8	19.1m	3:18.78	57.36s (1)	28.83s (2)
7 MAJESTIC MAJOR	9	42.5m	3:20.48	59.65s (1)	30.76s (1)

Finish Position and metres gained from 800m



Trots Sectionals
 Powered by
www.pjdata.com.au
 Home of PJ Trots Analyser



The Racing Queensland Board (trading as Racing Queensland) and provider are not responsible for the completeness or accuracy of any of the information contained herein, and makes no representations about its suitability for any purpose.


Albion Park Race 6 Distance 2138m

Tuesday, 1 May 2018

Gross Time: 2:37.80 MileRate: 1:58.80 LeadTime: 38.20s First Qtr: 31.00s Second Qtr: 31.20s Third Qtr: 29.00s Fourth Qtr: 28.40s

NoHorse	Plc	Margin	Time	800Time (W)	400 Time (W)
5 GETOUTNWALK	1	0.0m	2:37.80	57.40s (0)	28.40s (0)
3 PINUP BOY	2	2.8m	2:38.00	57.33s (1)	28.34s (1)
6 SOMWHEREOVARAINB	3	3.3m	2:38.03	56.49s (2)	28.25s (2)
1 DAPPER BESSIE	4	6.1m	2:38.23	57.54s (0)	28.45s (0)
8 YKIKAFIL	5	6.8m	2:38.28	57.26s (0)	28.13s (0)
2 PHOTOZEN	6	7.1m	2:38.30	57.31s (1)	28.34s (1)
12 ULTIMATE AD	7	8.2m	2:38.38	57.06s (0)	27.86s (0)
10 COREY WILLIAM	8	14.9m	2:38.86	57.25s (1)	28.14s (1)
9 VINTAGE DREAM	9	15.9m	2:38.93	57.64s (1)	28.58s (1)
11 MAJOR GENERALJUJON	10	18.0m	2:39.08	57.08s (1)	28.22s (2)
7 RUHTREBO	11	18.4m	2:39.11	57.20s (2)	28.95s (2)
4 JUSTALITTLE TORQUE	12	20.0m	2:39.22	56.90s (2)	28.74s (2)

Finish Position and metres gained from 800m



Trots Sectionals
 Powered by
www.pjdata.com.au
 Home of PJ Trots Analyser



The Racing Queensland Board (trading as Racing Queensland) and provider are not responsible for the completeness or accuracy of any of the information contained herein, and makes no representations about its suitability for any purpose.

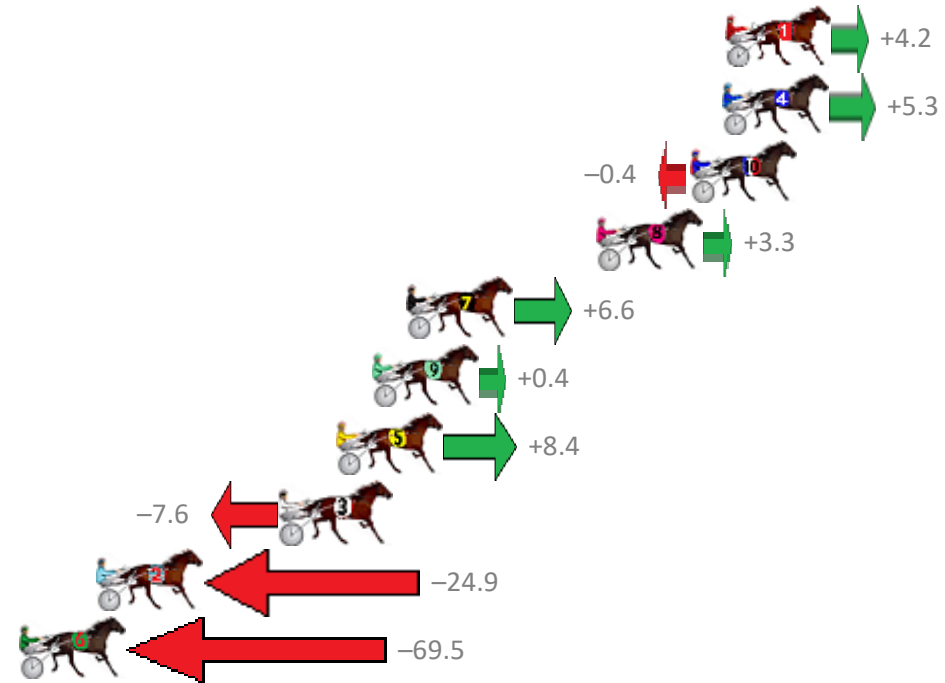
Albion Park Race 7 Distance 2138m

Tuesday, 1 May 2018

Gross Time: 2:35.30 MileRate: 1:56.90 LeadTime: 37.60s First Qtr: 29.90s Second Qtr: 30.90s Third Qtr: 28.30s Fourth Qtr: 28.60s

NoHorse	Plc	Margin	Time	800Time (W)	400 Time (W)
1 BUCKHORN EXCHANGE	1	0.0m	2:35.30	56.60s (0)	28.20s (0)
4 OUR MAJOR DAY	2	0.1m	2:35.31	56.52s (1)	28.26s (1)
10 BETTOR BE LUCKY	3	1.4m	2:35.40	56.93s (1)	28.70s (1)
8 IOWNATURBO	4	5.1m	2:35.66	56.67s (0)	28.29s (1)
7 SUBTLE DELIGHT	5	12.6m	2:36.20	56.43s (1)	28.47s (1)
9 SPEEDIE MCARDLE	6	14.0m	2:36.30	56.87s (1)	28.61s (2)
5 MAMMALS FLASH	7	15.4m	2:36.40	56.30s (1)	28.36s (1)
3 SUBTLE ADVICE	8	17.6m	2:36.56	57.44s (1)	29.19s (2)
2 MR MEDDLE	9	24.9m	2:37.08	58.67s (0)	30.28s (0)
6 THATS HOW WEROLL	10	82.5m	2:41.20	61.84s (0)	32.54s (0)

Finish Position and metres gained from 800m



Trots Sectionals
 Powered by
www.pjdata.com.au
 Home of PJ Trots Analyser



The Racing Queensland Board (trading as Racing Queensland) and provider are not responsible for the completeness or accuracy of any of the information contained herein, and makes no representations about its suitability for any purpose.


Albion Park Race 8 Distance 1660m

Tuesday, 1 May 2018

Gross Time: 1:59.40 MileRate: 1:55.70 LeadTime: 3.40s First Qtr: 29.00s Second Qtr: 31.10s Third Qtr: 27.60s Fourth Qtr: 28.30s

No Horse	Plc	Margin	Time	800Time (W)	400 Time (W)
4 KEY LARGO	1	0.0m	1:59.40	55.90s (0)	28.30s (0)
5 NONE BETTOR	2	0.2m	1:59.41	55.82s (1)	28.30s (1)
12 ARGYLE BEACH	3	2.6m	1:59.58	54.60s (2)	27.41s (2)
11 JUST SAY GO	4	3.6m	1:59.65	55.01s (2)	27.82s (2)
10 ONLY ONE PROMISE	5	4.4m	1:59.71	55.35s (2)	28.19s (2)
2 NERIO	6	6.0m	1:59.82	55.89s (1)	28.34s (1)
1 MADEYAMONEY	7	6.6m	1:59.87	56.05s (0)	28.31s (0)
7 THUNDER MAC	8	11.0m	2:00.18	55.63s (0)	27.85s (0)
9 CHANGEOVERME	9	11.4m	2:00.21	55.93s (1)	28.30s (1)
8 PARTY STARTER	10	11.9m	2:00.24	56.06s (0)	28.28s (0)
6 HARD TO HEAR	11	13.1m	2:00.33	55.03s (2)	27.81s (2)
3 IM NORMA JEAN	12	15.4m	2:00.49	55.55s (1)	28.09s (1)

Finish Position and metres gained from 800m



Trots Sectionals
 Powered by
www.pjdata.com.au
 Home of PJ Trots Analyser



The Racing Queensland Board (trading as Racing Queensland) and provider are not responsible for the completeness or accuracy of any of the information contained herein, and makes no representations about its suitability for any purpose.