

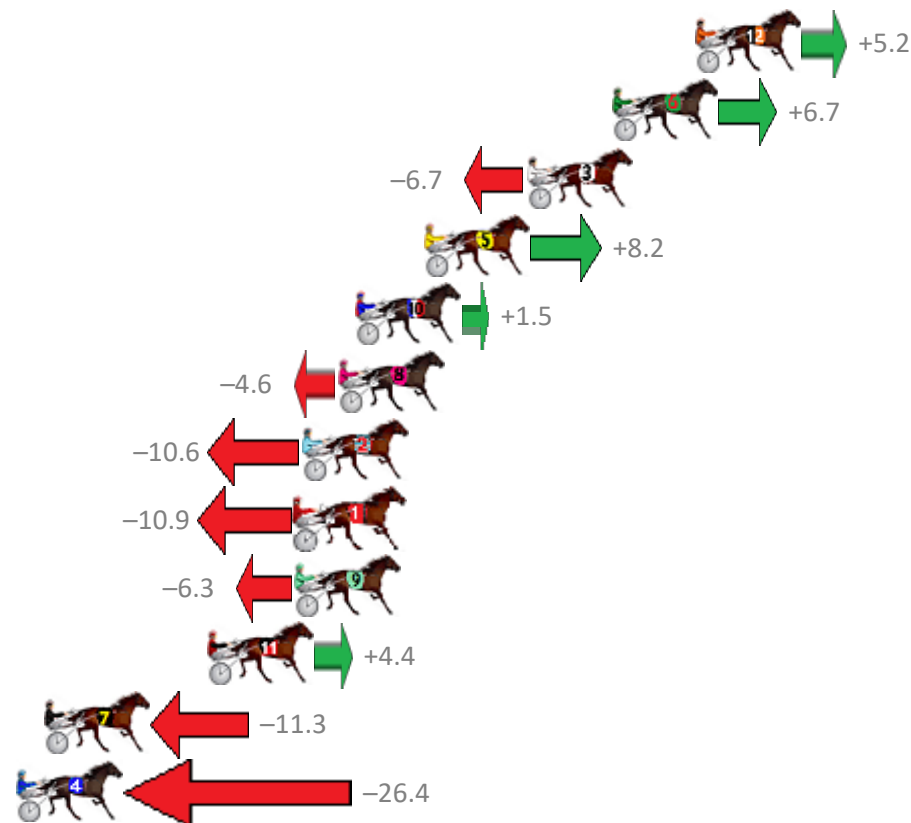
# Albion Park Race 1 Distance 2138m

Saturday, 1 June 2019

Gross Time: 2:31.30 MileRate: 1:53.90 LeadTime: 35.10s First Qtr: 28.90s Second Qtr: 30.20s Third Qtr: 28.20s Fourth Qtr: 28.90s

No Horse	Plc	Margin	Time	800Time (W)	400 Time (W)
12 TULHURST ACE	1	0.0m	2:31.30	56.73s (2)	28.90s (1)
6 MAKOA	2	3.3m	2:31.54	56.62s (2)	28.79s (1)
3 IDEAL WARRIOR	3	6.7m	2:31.78	57.58s (0)	29.33s (0)
5 CLARKEY	4	10.8m	2:32.08	56.51s (0)	28.65s (2)
10 PSYCHEDELIC	5	13.5m	2:32.28	56.99s (1)	29.20s (2)
8 CASINO TOMMY	6	14.2m	2:32.33	57.43s (0)	28.76s (0)
2 LANCELOT BROMAC	7	15.6m	2:32.43	57.86s (1)	28.76s (1)
1 ILLAWONG DREAMTIM	8	15.9m	2:32.45	57.88s (0)	29.36s (0)
9 TOP TRIO	8	15.9m	2:32.45	57.55s (1)	28.66s (2)
11 OUR MAJOR DAY	10	19.4m	2:32.70	56.79s (0)	28.41s (0)
7 PARISIAN ROCKSTAR	11	25.9m	2:33.17	57.91s (0)	29.11s (1)
4 BELLS BEACH HOUSE	12	27.0m	2:33.25	58.98s (1)	29.93s (1)

Finish Position and metres gained from 800m



Sectionals  
Powered by



**PJ Harness Analyser**  
Master harness racing with the power of sectionals  
Owners, Trainers and Punters - Check out what's new at [www.pjdata.com.au](http://www.pjdata.com.au)

The Racing Queensland Board (trading as Racing Queensland) and provider are not responsible for the completeness or accuracy of any of the information contained herein, and makes no representations about its suitability for any purpose.


# Albion Park Race 2 Distance 1660m

Saturday, 1 June 2019

Gross Time: 1:57.70 MileRate: 1:54.10 LeadTime: 3.50s First Qtr: 27.30s Second Qtr: 30.30s Third Qtr: 28.60s Fourth Qtr: 28.00s

No Horse	Plc	Margin	Time	800Time (W)	400 Time (W)
1 RUTHLESS ARMBRO	1	0.0m	1:57.70	56.60s (0)	28.00s (0)
8 ASHKII	2	6.0m	1:58.12	56.73s (0)	28.13s (0)
3 IMA TOP TYCOON	3	7.3m	1:58.21	56.51s (1)	28.08s (1)
4 THE GOLDEN CROSS	4	8.6m	1:58.30	56.90s (1)	28.46s (1)
10 HEZ ALL COURAGE	5	9.0m	1:58.33	55.81s (1)	27.59s (2)
9 CROWNING GLORY	6	9.5m	1:58.36	56.66s (0)	28.06s (0)
7 ONE WISE MAN	7	12.0m	1:58.54	56.20s (0)	27.73s (1)
11 ALPHA STYX	8	15.1m	1:58.76	56.76s (0)	28.15s (0)
2 OCEANS PREDATOR	9	15.2m	1:58.76	56.68s (1)	28.31s (1)
5 RIVERLEIGH ROCKET	10	16.4m	1:58.85	56.73s (2)	28.81s (2)
6 KOLOURA FLIGHT	11	16.8m	1:58.88	56.37s (2)	28.48s (2)

Finish Position and metres gained from 800m



Sectionals  
Powered by



**PJ Harness Analyser**  
Master harness racing with the power of sectionals  
Owners, Trainers and Punters - Check out what's new at [www.pjdata.com.au](http://www.pjdata.com.au)

The Racing Queensland Board (trading as Racing Queensland) and provider are not responsible for the completeness or accuracy of any of the information contained herein, and makes no representations about its suitability for any purpose.

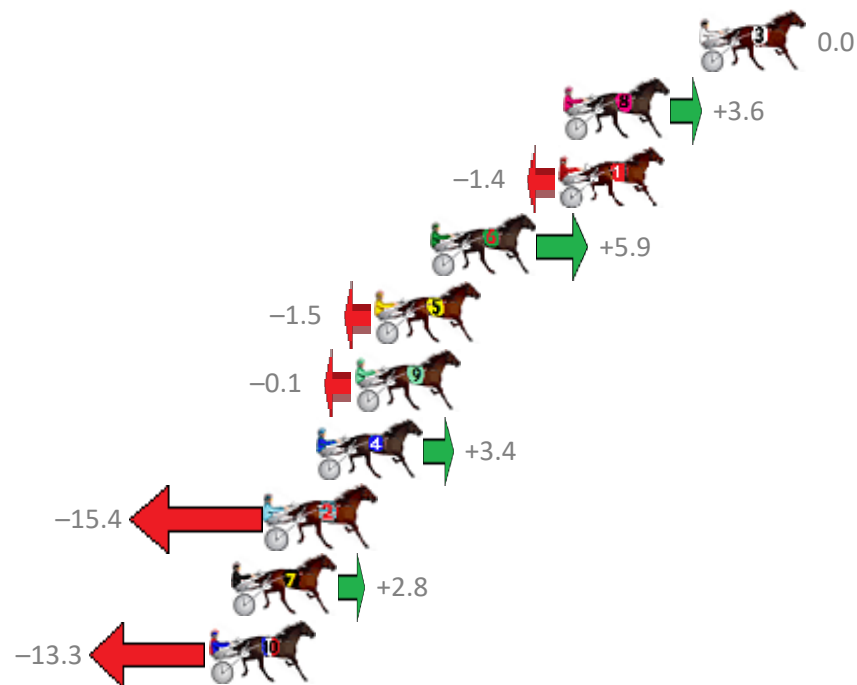
# Albion Park Race 3 Distance 1660m

Saturday, 1 June 2019

Gross Time: 1:57.20 MileRate: 1:53.60 LeadTime: 3.60s First Qtr: 27.30s Second Qtr: 29.80s Third Qtr: 28.00s Fourth Qtr: 28.50s

No Horse	Plc	Margin	Time	800Time (W)	400 Time (W)
3 OYSTER STRIDE	1	0.0m	1:57.20	56.50s (0)	28.50s (0)
8 ONLY IN ROME	2	5.4m	1:57.58	56.25s (0)	28.23s (0)
1 OUR MEMPHIS MAC	3	5.6m	1:57.60	56.60s (0)	28.57s (0)
6 HAVANA MOON	4	10.7m	1:57.96	56.08s (1)	28.04s (2)
5 VANDE VELDE	5	12.9m	1:58.12	56.61s (1)	28.58s (2)
9 KANAPALI	6	13.7m	1:58.18	56.51s (0)	28.48s (0)
4 IDEALAGAIN	7	15.2m	1:58.28	56.26s (0)	28.22s (0)
2 CROOKWELL JAKE	8	17.2m	1:58.43	57.59s (1)	29.58s (1)
7 READILY	9	18.6m	1:58.53	56.30s (1)	28.19s (1)
10 TOO GOOD FOR YOU	10	19.5m	1:58.59	57.44s (1)	29.25s (1)

Finish Position and metres gained from 800m



Sectionals  
Powered by



**PJ Harness Analyser**  
Master harness racing with the power of sectionals  
Owners, Trainers and Punters - Check out what's new at [www.pjdata.com.au](http://www.pjdata.com.au)

The Racing Queensland Board (trading as Racing Queensland) and provider are not responsible for the completeness or accuracy of any of the information contained herein, and makes no representations about its suitability for any purpose.

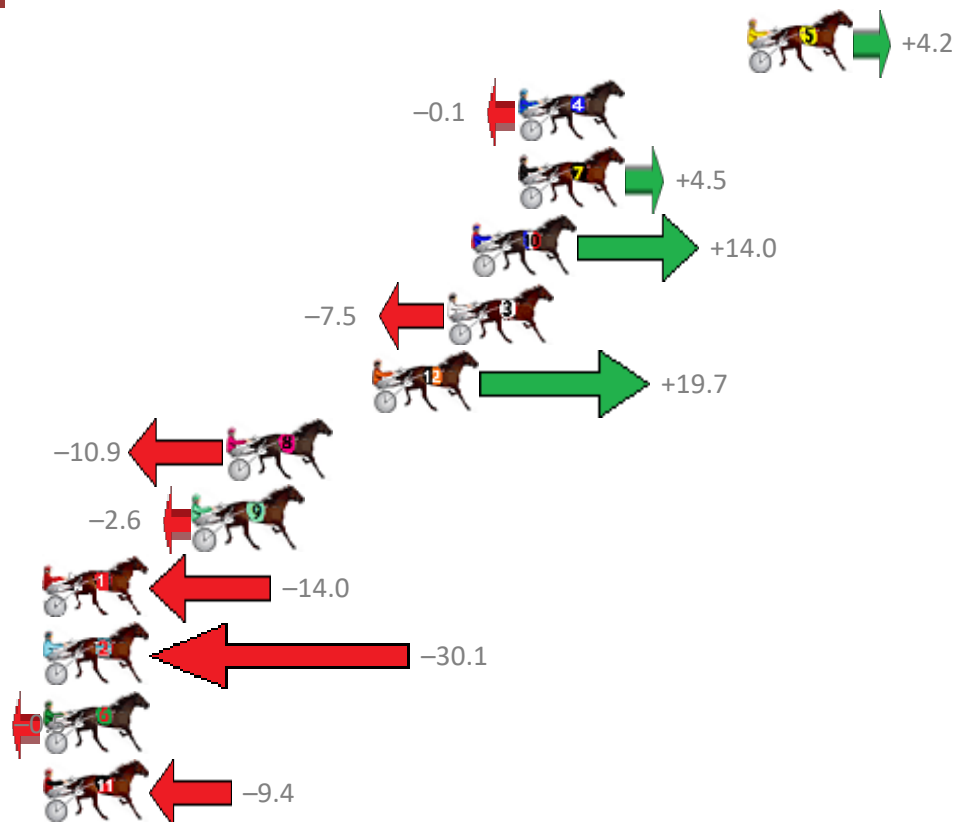
# Albion Park Race 4 Distance 1660m

Saturday, 1 June 2019

Gross Time: 1:57.10 MileRate: 1:53.50 LeadTime: 3.60s First Qtr: 27.10s Second Qtr: 29.60s Third Qtr: 28.20s Fourth Qtr: 28.60s

No Horse	Plc	Margin	Time	800Time (W)	400 Time (W)
5 FEELINGFORAMIRACLE	1	0.0m	1:57.10	56.50s (1)	28.60s (1)
7 RECIPE FOR DREAMING	2	9.1m	1:57.75	56.48s (1)	28.66s (2)
4 SONNY ORLANDO	2	9.1m	1:57.75	56.81s (1)	28.74s (1)
10 CHARLYSE	4	11.0m	1:57.89	55.81s (1)	28.39s (2)
3 SHILAH	5	11.9m	1:57.95	57.33s (0)	28.68s (0)
12 MAJORDOIT	6	14.9m	1:58.17	55.40s (1)	28.28s (2)
8 WEE JIMMY	7	20.7m	1:58.58	57.57s (0)	29.01s (0)
9 CAESARS ASTRUM	8	22.0m	1:58.67	56.98s (1)	29.09s (1)
1 MATT BELFORD	9	29.4m	1:59.20	57.79s (0)	29.29s (0)
2 BIG IN AMERICA	10	30.1m	1:59.25	58.94s (0)	30.28s (0)
6 SACHE GIRL	11	32.3m	1:59.41	56.84s (0)	29.12s (1)
11 IM WITH LEXY	12	39.2m	1:59.90	57.47s (1)	30.00s (1)

Finish Position and metres gained from 800m



Sectionals  
Powered by



**PJ Harness Analyser**  
Master harness racing with the power of sectionals  
Owners, Trainers and Punters - Check out what's new at [www.pjdata.com.au](http://www.pjdata.com.au)

The Racing Queensland Board (trading as Racing Queensland) and provider are not responsible for the completeness or accuracy of any of the information contained herein, and makes no representations about its suitability for any purpose.


# Albion Park Race 5 Distance 2138m

Saturday, 1 June 2019

Gross Time: 2:34.20 MileRate: 1:56.10 LeadTime: 37.10s First Qtr: 31.80s Second Qtr: 29.70s Third Qtr: 27.40s Fourth Qtr: 28.20s

No Horse	Plc	Margin	Time	800Time (W)	400 Time (W)
3 INNOCENT CROCKER	1	0.0m	2:34.20	55.16s (1)	27.89s (1)
8 SPIKE BROMAC	2	4.2m	2:34.50	55.53s (0)	28.17s (0)
2 ANNIKA MAGIC	3	4.4m	2:34.51	55.78s (1)	28.51s (1)
6 LIVING AGAIN	4	4.7m	2:34.53	54.51s (1)	27.81s (1)
9 PLATINUM ROULETTE	5	6.5m	2:34.66	55.25s (1)	28.12s (2)
10 SOMEPARTYSOMEWHE	6	7.7m	2:34.74	55.45s (0)	28.12s (0)
11 GANGSTER BOY	7	9.3m	2:34.86	55.15s (1)	27.98s (2)
12 HASHTAG	8	9.4m	2:34.86	55.22s (0)	27.93s (0)
1 ZARAS DELIGHT	9	10.0m	2:34.90	56.29s (0)	28.89s (0)
4 THE FAITHFUL	10	10.8m	2:34.96	54.65s (0)	27.69s (1)
7 ITS JUST KENNY	11	14.1m	2:35.19	55.20s (0)	27.97s (0)
5 MARKEY OH MARKEY	12	34.5m	2:36.63	56.12s (1)	29.36s (2)

Finish Position and metres gained from 800m



Sectionals  
Powered by



**PJ Harness Analyser**  
Master harness racing with the power of sectionals  
Owners, Trainers and Punters - Check out what's new at [www.pjdata.com.au](http://www.pjdata.com.au)

The Racing Queensland Board (trading as Racing Queensland) and provider are not responsible for the completeness or accuracy of any of the information contained herein, and makes no representations about its suitability for any purpose.



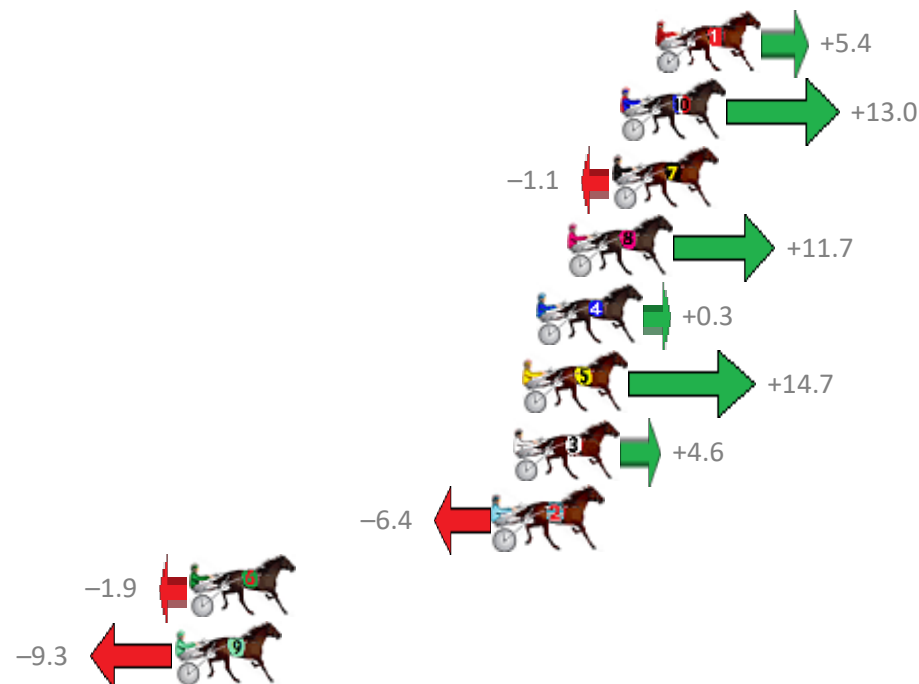
# Albion Park Race 6 Distance 2138m

Saturday, 1 June 2019

Gross Time: 2:31.40 MileRate: 1:54.00 LeadTime: 35.90s First Qtr: 30.40s Second Qtr: 29.30s Third Qtr: 27.60s Fourth Qtr: 28.20s

No Horse	Plc	Margin	Time	800Time (W)	400 Time (W)
1 ROCK WITH SAM	1	0.0m	2:31.40	55.42s (0)	27.85s (0)
10 ALLELUIA	2	1.4m	2:31.50	54.89s (1)	27.54s (1)
7 SALOON PASSAGE	3	1.7m	2:31.52	55.88s (1)	28.31s (1)
8 ELENIARK	4	3.5m	2:31.65	54.98s (0)	27.30s (1)
4 LINCOLN ROAD	5	4.7m	2:31.73	55.78s (1)	28.18s (1)
5 CLINTAL DO	6	5.3m	2:31.77	54.77s (1)	27.43s (2)
3 INVINCIBLE LOXTON	7	5.6m	2:31.79	55.48s (0)	27.90s (0)
2 ARGYLE BEACH	8	6.4m	2:31.85	56.25s (0)	28.65s (0)
6 LILAC FLASH	9	18.5m	2:32.70	55.93s (2)	28.63s (3)
9 BEAVER	10	19.1m	2:32.75	56.45s (1)	28.97s (2)

Finish Position and metres gained from 800m



Sectionals  
Powered by



**PJ Harness Analyser**  
Master harness racing with the power of sectionals  
Owners, Trainers and Punters - Check out what's new at [www.pjdata.com.au](http://www.pjdata.com.au)

The Racing Queensland Board (trading as Racing Queensland) and provider are not responsible for the completeness or accuracy of any of the information contained herein, and makes no representations about its suitability for any purpose.

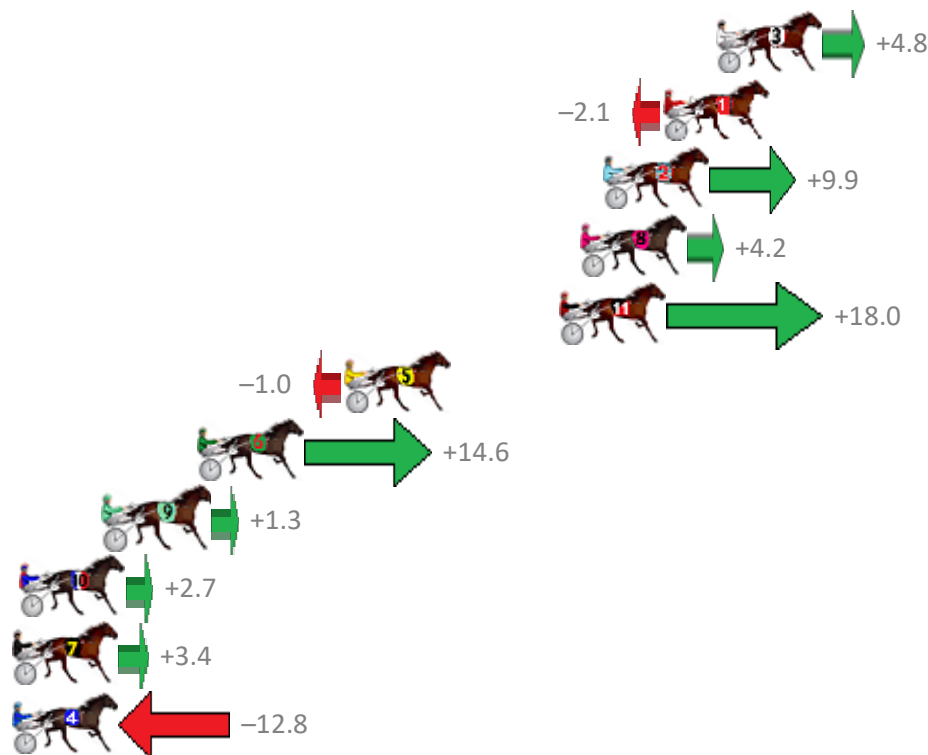
# Albion Park Race 7 Distance 1660m

Saturday, 1 June 2019

Gross Time: 1:55.00 MileRate: 1:51.50 LeadTime: 3.50s First Qtr: 26.60s Second Qtr: 28.50s Third Qtr: 28.00s Fourth Qtr: 28.40s

No Horse	Plc	Margin	Time	800Time (W)	400 Time (W)
3 OLIVER WINKLE	1	0.0m	1:55.00	56.06s (0)	28.10s (0)
1 VASARI	2	2.1m	1:55.15	56.55s (0)	28.55s (0)
2 EARL JUJON	3	4.5m	1:55.32	55.70s (0)	27.75s (0)
8 OUR BONDI BEACH	4	5.4m	1:55.38	56.10s (0)	28.17s (0)
11 RAYS CHOICE	5	6.2m	1:55.44	55.13s (0)	27.56s (0)
5 SKYFELLA CAM	6	14.8m	1:56.05	56.47s (1)	28.91s (1)
6 CLARRY	7	20.6m	1:56.46	55.37s (1)	28.24s (1)
9 BEE GEES BANDIT	8	24.3m	1:56.73	56.31s (1)	28.80s (2)
10 OFFTHETOPOFMYHEAD	9	27.7m	1:56.97	56.21s (1)	28.68s (2)
7 GREGS LEGACY	10	31.4m	1:57.23	56.16s (0)	29.04s (0)
4 KARINYA MULLY	11	33.0m	1:57.34	57.30s (1)	29.45s (1)

Finish Position and metres gained from 800m



Sectionals  
Powered by



**PJ Harness Analyser**  
Master harness racing with the power of sectionals  
Owners, Trainers and Punters - Check out what's new at [www.pjdata.com.au](http://www.pjdata.com.au)

The Racing Queensland Board (trading as Racing Queensland) and provider are not responsible for the completeness or accuracy of any of the information contained herein, and makes no representations about its suitability for any purpose.

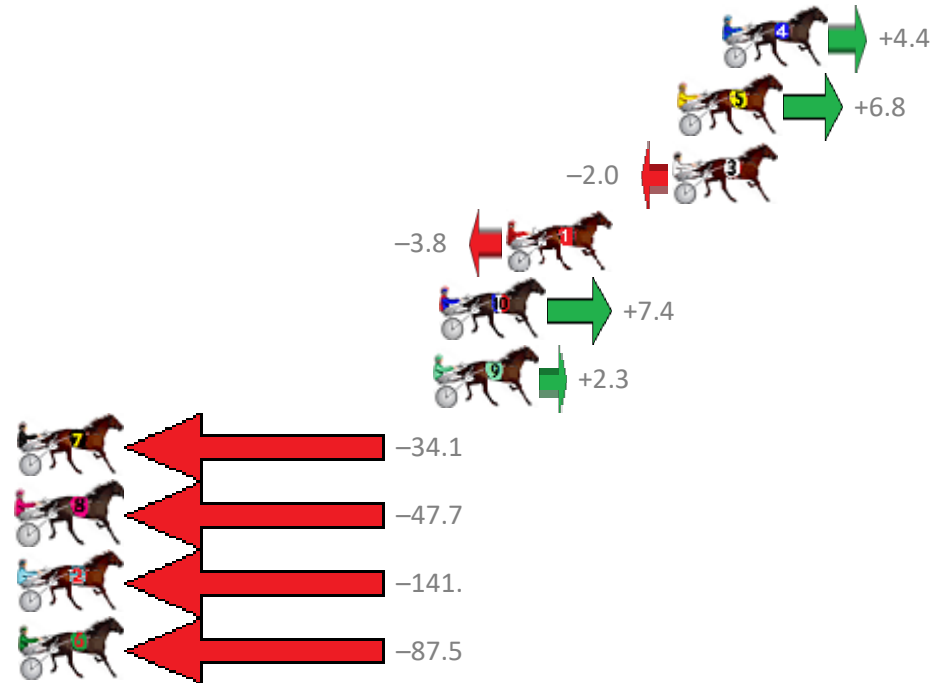
# Albion Park Race 8 Distance 2138m

Saturday, 1 June 2019

Gross Time: 2:40.50 MileRate: 2:00.80 LeadTime: 41.70s First Qtr: 30.30s Second Qtr: 30.40s Third Qtr: 28.60s Fourth Qtr: 29.50s

No Horse	Plc	Margin	Time	800Time (W)	400 Time (W)
4 NORTHERN MUSCLE	1	0.0m	2:40.50	57.78s (1)	29.25s (1)
5 JUSTABITNOISY	2	1.8m	2:40.63	57.61s (1)	29.06s (1)
3 SOUTHERN ALPS	3	2.0m	2:40.65	58.25s (0)	29.65s (0)
1 JETER	4	8.6m	2:41.13	58.38s (0)	29.75s (0)
10 SPUD	5	11.2m	2:41.33	57.56s (1)	29.03s (1)
9 FOURSHARESMOREBEE	6	11.5m	2:41.35	57.93s (1)	29.40s (1)
7 MAYBETOTHEMAX	7	61.1m	2:45.01	60.58s (0)	32.58s (0)
8 EMPIRE BAY	8	61.7m	2:45.05	61.56s (0)	32.96s (0)
2 HELLBOUND	9	150.1m	2:51.57	68.35s (0)	39.85s (0)
6 SPRINGBANK EDEN	10	267.5m	3:00.23	64.45s (0)	33.74s (0)

Finish Position and metres gained from 800m



Sectionals  
Powered by



**PJ Harness Analyser**  
Master harness racing with the power of sectionals  
Owners, Trainers and Punters - Check out what's new at [www.pjdata.com.au](http://www.pjdata.com.au)

The Racing Queensland Board (trading as Racing Queensland) and provider are not responsible for the completeness or accuracy of any of the information contained herein, and makes no representations about its suitability for any purpose.



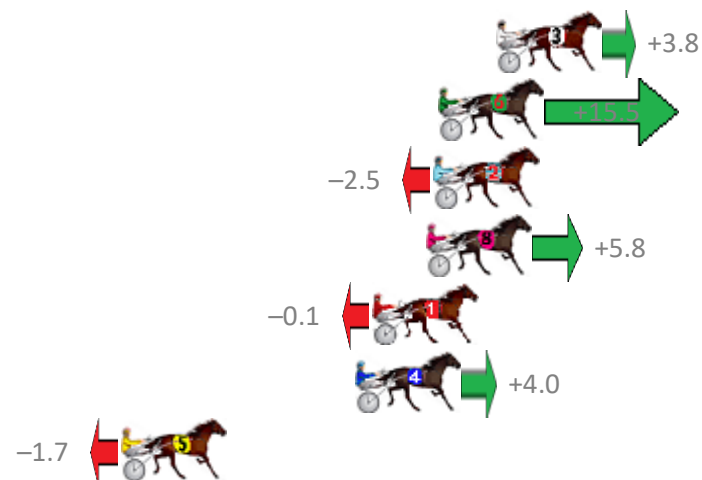
# Albion Park Race 9 Distance 1660m

Saturday, 1 June 2019

Gross Time: 1:58.80 MileRate: 1:55.20 LeadTime: 3.40s First Qtr: 29.50s Second Qtr: 29.50s Third Qtr: 27.40s Fourth Qtr: 29.00s

No Horse	Plc	Margin	Time	800Time (W)	400 Time (W)
3 TRILIGHT BRIGADE	1	0.0m	1:58.80	56.13s (1)	28.83s (1)
6 ROCKNROLL EMMA	2	2.3m	1:58.97	55.31s (1)	28.05s (1)
2 IMA GRUMPY POSSUM	3	2.5m	1:58.98	56.58s (0)	29.18s (0)
8 LISA LINCOLN	4	2.8m	1:59.00	55.99s (1)	28.68s (1)
1 PERFECT JESSE	5	4.9m	1:59.16	56.41s (0)	28.89s (0)
4 NERIO	6	5.6m	1:59.21	56.12s (0)	28.57s (0)
5 DRIVE THE DREAM	7	14.9m	1:59.88	56.52s (1)	29.18s (2)

Finish Position and metres gained from 800m



Sectionals  
Powered by



**PJ Harness Analyser**  
Master harness racing with the power of sectionals  
Owners, Trainers and Punters - Check out what's new at [www.pjdata.com.au](http://www.pjdata.com.au)

The Racing Queensland Board (trading as Racing Queensland) and provider are not responsible for the completeness or accuracy of any of the information contained herein, and makes no representations about its suitability for any purpose.

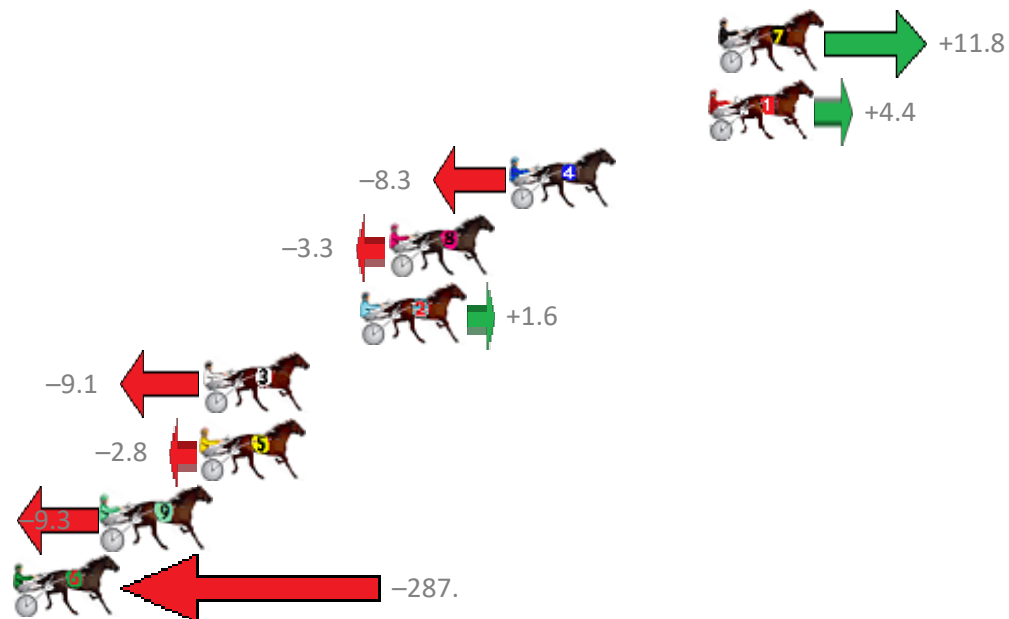
# Albion Park Race 10 Distance 2138m

Saturday, 1 June 2019

Gross Time: 2:34.20 MileRate: 1:56.10 LeadTime: 37.20s First Qtr: 30.20s Second Qtr: 29.80s Third Qtr: 28.30s Fourth Qtr: 28.70s

No Horse	Plc	Margin	Time	800Time (W)	400 Time (W)
7 GOTTA GO JAZZY JET	1	0.0m	2:34.20	56.16s (2)	28.53s (1)
1 JUSTALITTLE TORQUE	2	0.4m	2:34.23	56.69s (0)	28.37s (0)
4 SOULWRITER	3	8.3m	2:34.80	57.59s (0)	29.30s (0)
8 PAY ME INTEREST	4	13.1m	2:35.14	57.24s (0)	28.92s (1)
2 BONNIE JUJON	5	14.2m	2:35.22	56.89s (1)	28.54s (1)
3 BARA CHARLOTTE	6	20.5m	2:35.67	57.65s (1)	28.65s (2)
5 TASSINI	7	20.6m	2:35.68	57.20s (2)	29.22s (2)
9 STEVIE DEE	8	24.5m	2:35.96	57.66s (0)	29.37s (0)
6 LUCY LAMB	9	294.8m	2:55.35	77.49s (1)	40.52s (1)

Finish Position and metres gained from 800m



Sectionals  
Powered by



**PJ Harness Analyser**  
Master harness racing with the power of sectionals  
Owners, Trainers and Punters - Check out what's new at [www.pjdata.com.au](http://www.pjdata.com.au)

The Racing Queensland Board (trading as Racing Queensland) and provider are not responsible for the completeness or accuracy of any of the information contained herein, and makes no representations about its suitability for any purpose.