

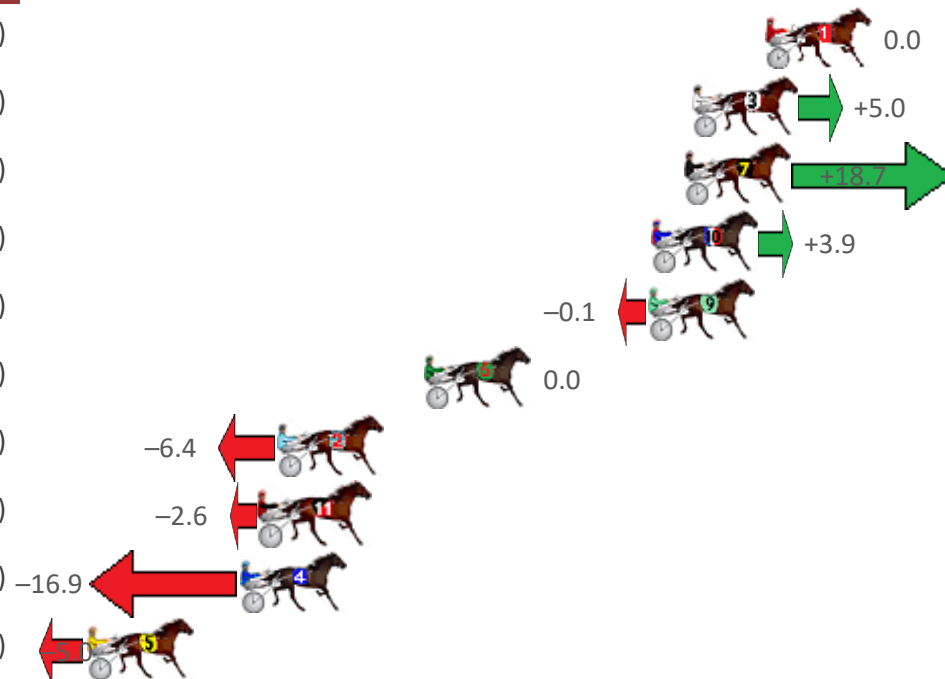
Albion Park Race 1 Distance 2138m

Friday, 19 November 2021

Gross Time: 2:35.50 MileRate: 1:57.10 LeadTime: 36.60s First Qtr: 30.80s Second Qtr: 30.70s Third Qtr: 28.70s Fourth Qtr: 28.70s

NoHorse	Plc	Margin	Time	800Time (W)	400 Time (W)
1 ROCKSLIDE	1	0.0m	2:35.50	57.40s (0)	28.70s (0)
3 SCOTCH EN ICE	2	2.9m	2:35.72	57.06s (1)	28.56s (2)
7 GOING FOR GOLD	3	3.2m	2:35.74	56.08s (2)	28.86s (1)
10 CLASSIE AMERICAN	4	4.5m	2:35.84	57.14s (0)	28.32s (0)
9 JILLIBY JACKPOT	5	4.6m	2:35.85	57.43s (0)	28.65s (0)
6 DYNAMIC BROMAC	6	13.5m	2:36.52	57.46s (0)	28.80s (1)
2 PEBBLE SANDS	7	19.3m	2:36.95	57.93s (1)	29.11s (2)
11 IL MAXIMUS	8	20.0m	2:37.01	57.67s (1)	28.93s (1)
4 MORESCO	9	20.8m	2:37.07	58.69s (1)	29.75s (1)
5 GELDOP	10	26.9m	2:37.53	57.87s (1)	29.41s (2)

Finish Position and metres gained from 800m



Sectionals
Powered by



Home of Australian Harness Sectionals

PJ HARNESS ANALYSER

+ RAW DATA + HORSE REPORTS + FREE FRIDAY FACEBOOK TIP



www.pjdata.com.au | admin@pjdata.com.au | www.facebook.com/PJHarnessRacing

The Racing Queensland Board (trading as Racing Queensland) and provider are not responsible for the completeness or accuracy of any of the information contained herein, and makes no representations about its suitability for any purpose.

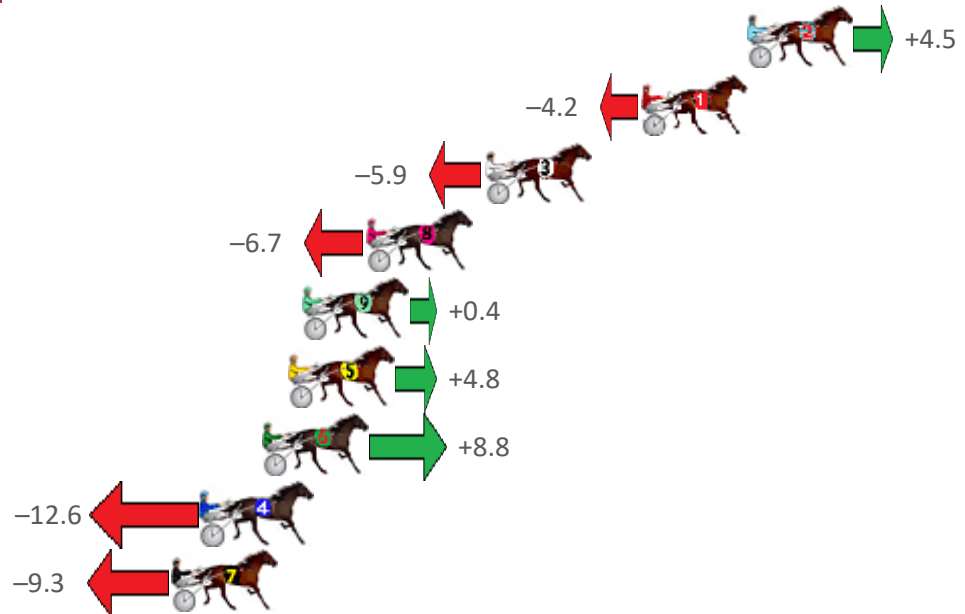
Albion Park Race 2 Distance 1660m

Friday, 19 November 2021

Gross Time: 1:59.70 MileRate: 1:56.10 LeadTime: 3.20s First Qtr: 28.00s Second Qtr: 31.70s Third Qtr: 28.70s Fourth Qtr: 28.10s

NoHorse	Plc	Margin	Time	800Time (W)	400 Time (W)
2 DOCTA FEELGOOD	1	0.0m	1:59.70	56.48s (0)	27.82s (0)
1 FAIRIESDELIGHT	2	4.2m	2:00.01	57.11s (0)	28.41s (0)
3 BRILLIANT ART	3	10.4m	2:00.47	57.25s (1)	28.47s (2)
8 NINA SIMONE	4	15.1m	2:00.82	57.32s (0)	28.58s (0)
9 GLENLEDI COMMANDE	5	17.6m	2:01.00	56.82s (1)	28.32s (1)
5 A WHOLE LOTTA ROSIE	6	18.2m	2:01.04	56.50s (1)	28.08s (1)
6 TORO DELAGO	7	19.2m	2:01.12	56.22s (1)	28.12s (0)
4 BONNIES A ROCKIN	8	21.6m	2:01.30	57.76s (1)	28.98s (1)
7 REMEMBER ME NOW	9	22.8m	2:01.38	57.52s (1)	28.98s (2)

Finish Position and metres gained from 800m



Sectionals
Powered by



Home of Australian Harness Sectionals
PJ HARNESS ANALYSER

+ RAW DATA + HORSE REPORTS + FREE FRIDAY FACEBOOK TIP



www.pjdata.com.au | admin@pjdata.com.au | www.facebook.com/PJHarnessRacing

The Racing Queensland Board (trading as Racing Queensland) and provider are not responsible for the completeness or accuracy of any of the information contained herein, and makes no representations about its suitability for any purpose.

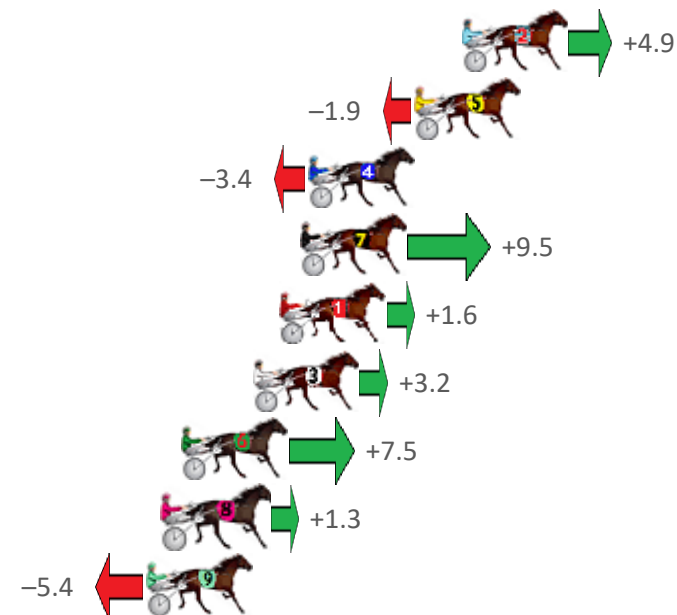
Albion Park Race 3 Distance 1660m

Friday, 19 November 2021

Gross Time: 2:01.70 MileRate: 1:58.00 LeadTime: 3.20s First Qtr: 28.80s Second Qtr: 32.20s Third Qtr: 29.40s Fourth Qtr: 28.10s

NoHorse	Plc	Margin	Time	800Time (W)	400 Time (W)
2 FEEL THE THUNDER	1	0.0m	2:01.70	57.14s (0)	27.82s (0)
5 RECIPE FOR DREAMING	2	1.9m	2:01.84	57.64s (0)	28.24s (0)
4 TEE JAY CEE	3	6.1m	2:02.15	57.75s (1)	28.51s (1)
7 MAGGIE	4	6.4m	2:02.17	56.81s (1)	27.73s (2)
1 TRUE STEPPER	5	7.2m	2:02.23	57.39s (0)	28.03s (0)
3 BUKTHSYSTEM	6	8.3m	2:02.31	57.27s (1)	28.31s (1)
6 IN THE PAPER	7	11.1m	2:02.52	56.96s (2)	28.40s (2)
8 TYPHOON TORQUE	8	11.8m	2:02.57	57.41s (0)	28.29s (1)
9 AKARANA PRINCE	9	12.5m	2:02.62	57.90s (1)	28.82s (2)

Finish Position and metres gained from 800m



Sectionals
Powered by



Home of Australian Harness Sectionals

PJ HARNESS ANALYSER

+ RAW DATA + HORSE REPORTS + FREE FRIDAY FACEBOOK TIP



www.pjdata.com.au | admin@pjdata.com.au | www.facebook.com/PJHarnessRacing

The Racing Queensland Board (trading as Racing Queensland) and provider are not responsible for the completeness or accuracy of any of the information contained herein, and makes no representations about its suitability for any purpose.

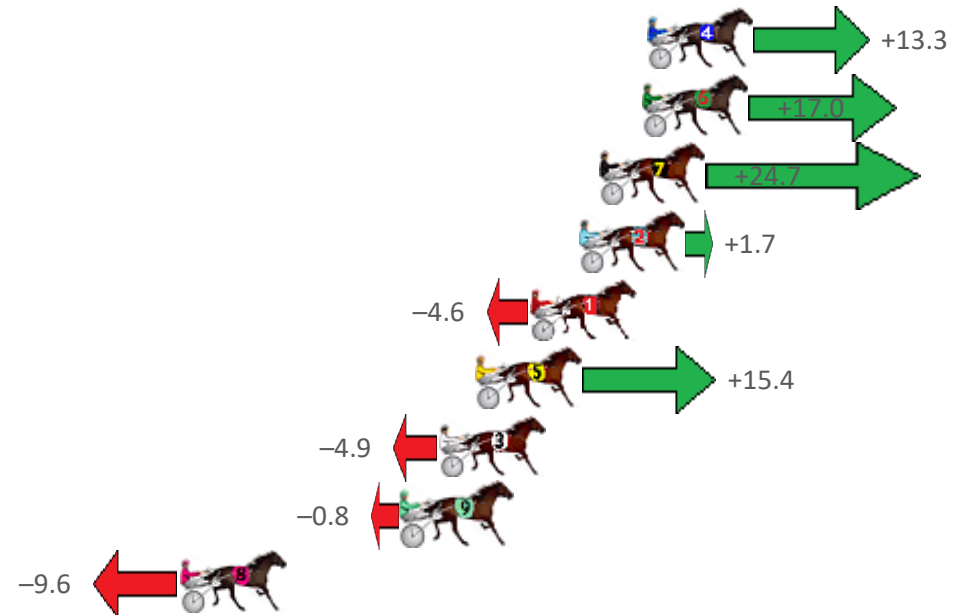
Albion Park Race 4 Distance 1660m

Friday, 19 November 2021

Gross Time: 2:01.00 MileRate: 1:57.30 LeadTime: 3.20s First Qtr: 28.80s Second Qtr: 30.40s Third Qtr: 29.00s Fourth Qtr: 29.60s

NoHorse	Plc	Margin	Time	800Time (W)	400 Time (W)
4 PRESS STATEMENT	1	0.0m	2:01.00	57.64s (1)	28.96s (2)
6 PRINCESS CHILLA	2	0.2m	2:01.02	57.38s (1)	28.70s (2)
7 RINGOS A STAR	3	1.9m	2:01.15	56.83s (1)	28.75s (1)
2 ARCHILLES	4	2.7m	2:01.21	58.49s (0)	29.49s (0)
1 MAJOR GRANDEUR	5	4.6m	2:01.36	58.96s (0)	29.96s (0)
5 SHEREACTS	6	6.8m	2:01.53	57.53s (1)	28.93s (2)
3 HEADWIN	7	8.2m	2:01.64	59.00s (1)	30.04s (1)
9 WOODLANDS ROSE	8	9.7m	2:01.75	58.71s (1)	29.99s (2)
8 DOOLITTLE DANDY	9	18.5m	2:02.44	59.40s (0)	30.32s (0)

Finish Position and metres gained from 800m



Sectionals
Powered by



Home of Australian Harness Sectionals
PJ HARNESS ANALYSER

+ RAW DATA + HORSE REPORTS + FREE FRIDAY FACEBOOK TIP



www.pjdata.com.au | admin@pjdata.com.au | www.facebook.com/PJHarnessRacing

The Racing Queensland Board (trading as Racing Queensland) and provider are not responsible for the completeness or accuracy of any of the information contained herein, and makes no representations about its suitability for any purpose.

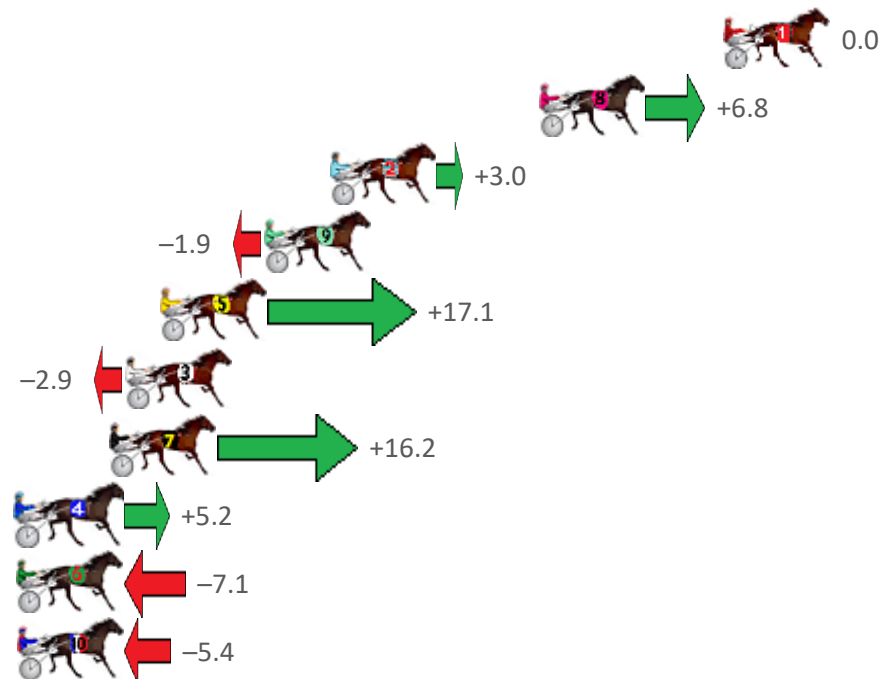
Albion Park Race 5 Distance 1660m

Friday, 19 November 2021

Gross Time: 2:00.20 MileRate: 1:56.50 LeadTime: 3.20s First Qtr: 28.20s Second Qtr: 28.60s Third Qtr: 29.40s Fourth Qtr: 30.80s

NoHorse	Plc	Margin	Time	800Time (W)	400 Time (W)
1 IM LOKI	1	0.0m	2:00.20	60.20s (0)	30.80s (0)
8 JET FORCE	2	7.3m	2:00.79	59.79s (0)	30.71s (0)
2 LUCINDA JAMAR	3	15.6m	2:01.46	60.14s (0)	30.86s (0)
9 GO AWAY	4	18.2m	2:01.67	60.51s (1)	31.23s (1)
5 ABERCROMBIE TAB	5	22.3m	2:02.00	59.20s (1)	30.44s (2)
3 LITTLEDEE	6	23.7m	2:02.11	60.63s (1)	31.31s (1)
7 JOEY LINCOLN	7	24.3m	2:02.16	59.28s (0)	30.64s (0)
4 STEEVEN	8	29.7m	2:02.59	60.11s (1)	30.75s (1)
6 MAYWYN A JUG ORTW	9	30.2m	2:02.63	60.99s (0)	31.43s (0)
10 SONNY ORLANDO	10	31.3m	2:02.72	60.88s (1)	31.20s (1)

Finish Position and metres gained from 800m



Sectionals
Powered by



Home of Australian Harness Sectionals

PJ HARNESS ANALYSER

+ RAW DATA + HORSE REPORTS + FREE FRIDAY FACEBOOK TIP



www.pjdata.com.au | admin@pjdata.com.au | www.facebook.com/PJHarnessRacing

The Racing Queensland Board (trading as Racing Queensland) and provider are not responsible for the completeness or accuracy of any of the information contained herein, and makes no representations about its suitability for any purpose.


Albion Park Race 6 Distance 1660m

Friday, 19 November 2021

Gross Time: 1:59.10 MileRate: 1:55.50 LeadTime: 3.30s First Qtr: 28.60s Second Qtr: 30.20s Third Qtr: 28.40s Fourth Qtr: 28.60s

NoHorse	Plc	Margin	Time	800Time (W)	400 Time (W)
4 ROCKNROLL DUDE	1	0.0m	1:59.10	57.00s (0)	28.60s (0)
1 ROYAL OBSESSION	2	3.5m	1:59.36	56.70s (0)	28.10s (0)
2 PINUP BOY	3	4.6m	1:59.45	57.07s (0)	28.59s (0)
8 SAVING MAJOR PERCY	4	10.6m	1:59.90	57.08s (1)	28.52s (2)
5 BARKWAY ARNOLD	5	11.5m	1:59.96	57.46s (1)	28.82s (1)
7 DOOLITTLE DOOZZIE	6	16.1m	2:00.31	57.33s (0)	28.73s (0)
6 SPORTY AZZ	7	22.2m	2:00.77	57.35s (1)	28.91s (2)
3 BEEF CITY BLAZE	8	23.1m	2:00.83	57.73s (1)	29.13s (1)

Finish Position and metres gained from 800m



Sectionals
Powered by



Home of Australian Harness Sectionals

PJ HARNESS ANALYSER

+ RAW DATA + HORSE REPORTS + FREE FRIDAY FACEBOOK TIP



www.pjdata.com.au | admin@pjdata.com.au | www.facebook.com/PJHarnessRacing

The Racing Queensland Board (trading as Racing Queensland) and provider are not responsible for the completeness or accuracy of any of the information contained herein, and makes no representations about its suitability for any purpose.

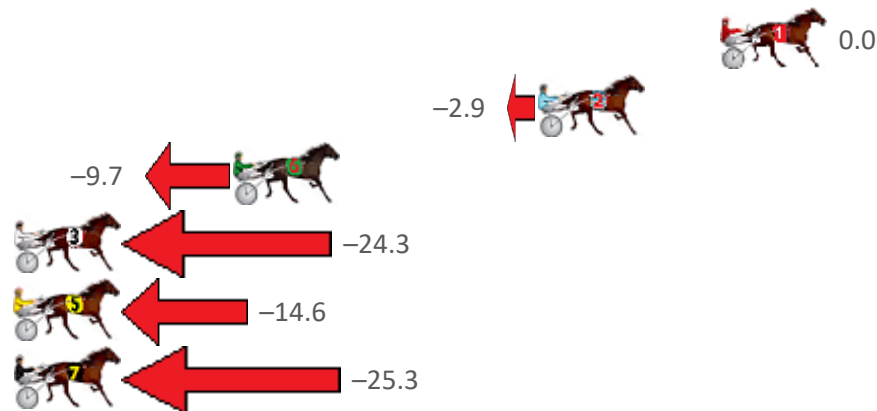
Albion Park Race 7 Distance 1660m

Friday, 19 November 2021

Gross Time: 2:04.00 MileRate: 2:00.20 LeadTime: 3.30s First Qtr: 28.70s Second Qtr: 31.00s Third Qtr: 30.30s Fourth Qtr: 30.70s

NoHorse	Plc	Margin	Time	800Time (W)	400 Time (W)
1 TUESDAYS ROCK	1	0.0m	2:04.00	61.00s (0)	30.70s (0)
2 SHEZA CHANCE	2	7.2m	2:04.58	61.26s (0)	30.84s (0)
6 SHEMOZZLE	3	19.3m	2:05.55	61.83s (0)	31.29s (0)
3 ROCK STAR BABE	4	29.1m	2:06.34	62.98s (1)	32.40s (1)
5 ATLEASTFEELGOOD	5	32.9m	2:06.64	62.27s (0)	31.68s (0)
7 CONTESSA JUJON	6	57.0m	2:08.58	63.19s (0)	32.40s (0)

Finish Position and metres gained from 800m



Sectionals
Powered by



Home of Australian Harness Sectionals

PJ HARNESS ANALYSER

+ RAW DATA + HORSE REPORTS + FREE FRIDAY FACEBOOK TIP



www.pjdata.com.au | admin@pjdata.com.au | www.facebook.com/PJHarnessRacing


The Racing Queensland Board (trading as Racing Queensland) and provider are not responsible for the completeness or accuracy of any of the information contained herein, and makes no representations about its suitability for any purpose.

Albion Park Race 8 Distance 1660m

Friday, 19 November 2021

Gross Time: 2:01.10 MileRate: 1:57.40 LeadTime: 3.10s First Qtr: 28.80s Second Qtr: 31.30s Third Qtr: 29.10s Fourth Qtr: 28.80s

NoHorse	Plc	Margin	Time	800Time (W)	400 Time (W)
1 DON HESTON	1	0.0m	2:01.10	57.58s (0)	28.52s (0)
8 GUY LOOKS GOOD	2	4.5m	2:01.44	57.60s (0)	28.50s (0)
7 LEITHEN BURN	3	4.6m	2:01.45	58.25s (0)	29.15s (0)
3 VIEWBYTHEROCK	4	6.2m	2:01.57	58.17s (1)	29.03s (1)
4 SHADYS DELIGHT	5	8.0m	2:01.70	57.62s (1)	28.76s (2)
5 KASE	6	9.6m	2:01.83	57.39s (1)	28.61s (2)
2 RING THE TILL	7	11.3m	2:01.95	58.19s (1)	29.13s (1)



Sectionals
Powered by



Home of Australian Harness Sectionals

PJ HARNESS ANALYSER

+ RAW DATA + HORSE REPORTS + FREE FRIDAY FACEBOOK TIP



www.pjdata.com.au | admin@pjdata.com.au | www.facebook.com/PJHarnessRacing

The Racing Queensland Board (trading as Racing Queensland) and provider are not responsible for the completeness or accuracy of any of the information contained herein, and makes no representations about its suitability for any purpose.

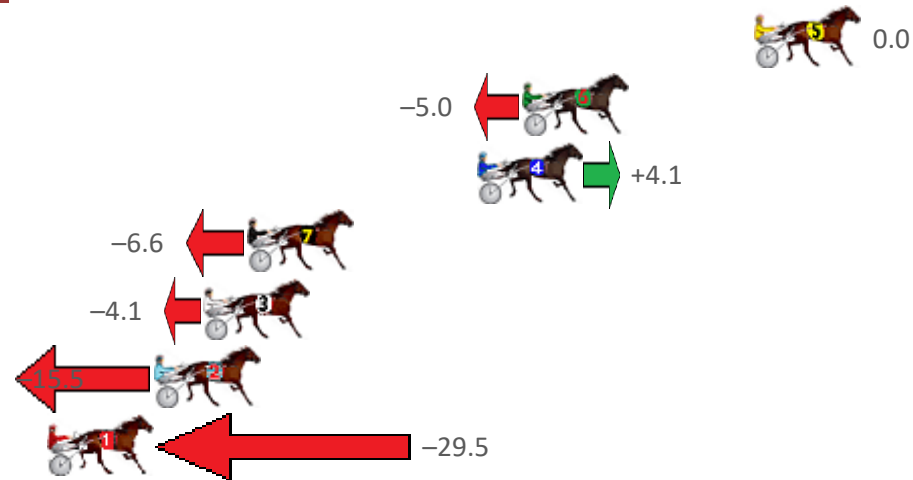
Albion Park Race 9 Distance 2138m

Friday, 19 November 2021

Gross Time: 2:42.50 MileRate: 2:02.30 LeadTime: 39.20s First Qtr: 31.60s Second Qtr: 30.90s Third Qtr: 31.00s Fourth Qtr: 29.80s

NoHorse	Plc	Margin	Time	800Time (W)	400 Time (W)
5 CARNERA	1	0.0m	2:42.50	60.80s (0)	29.80s (0)
6 JUST CALL ME MOLLY	2	9.2m	2:43.22	61.20s (0)	30.20s (0)
4 THE NIGHT KING	3	11.0m	2:43.36	60.50s (0)	29.42s (1)
7 MAJESTIC SPEED	4	20.1m	2:44.07	61.33s (1)	30.77s (1)
3 DON ABRASCO	5	21.8m	2:44.20	61.14s (1)	30.62s (1)
2 SPIDERS DEVIL	6	23.8m	2:44.36	62.02s (1)	30.98s (0)
1 MISTER CHISHOLM	7	41.0m	2:45.70	63.12s (0)	31.64s (0)

Finish Position and metres gained from 800m



Sectionals
Powered by



Home of Australian Harness Sectionals
PJ HARNESS ANALYSER

+ RAW DATA + HORSE REPORTS + FREE FRIDAY FACEBOOK TIP



www.pjdata.com.au | admin@pjdata.com.au | www.facebook.com/PJHarnessRacing

The Racing Queensland Board (trading as Racing Queensland) and provider are not responsible for the completeness or accuracy of any of the information contained herein, and makes no representations about its suitability for any purpose.