

# Marburg Race 1 Distance 1850m

Sunday, 22 June 2025




Gross Time: 2:19.30 MileRate: 2:01.20 LeadTime: 16.30s First Qtr: 31.70s Second Qtr: 32.20s Third Qtr: 29.20s Fourth Qtr: 29.90s

DATA TABLE: 800 / 400 Posi's are position from leader and (how wide the horse was at that position)

No	Horse	Plc	Mar	800 Posi	400 Posi	Time	3rd Qtr	4th Qt
6	The Post Office	1	0.0m	3.9m (0)	0.0m (0)	2:19.30	28.92s	29.90s
8	Bold Personality	2	7.3m	8.3m (0)	19.1m (1)	2:19.87	30.00s	29.07s
9	Ima Ballerina	3	7.6m	11.0m (2)	1.6m (1)	2:19.90	28.52s	30.38s
2	Laneys Last	4	10.0m	6.1m (1)	20.7m (2)	2:20.08	30.28s	29.16s
5	Gleneagle Hunter	5	27.3m	19.3m (2)	27.2m (1)	2:21.44	29.80s	30.04s
7	Icanandiwill	6	27.7m	11.0m (1)	20.7m (0)	2:21.47	29.92s	30.55s
4	Stones	7	31.2m	12.1m (0)	15.8m (0)	2:21.74	29.48s	31.18s
3	Three Under Par	8	56.0m	0.6m (2)	29.4m (2)	2:23.69	31.32s	32.13s
1	Sneaky Delight	9	58.0m	0.0m (1)	6.5m (0)	2:23.84	29.68s	33.96s

## Finish Position and metres gained

First Arrow shows distance gain/loss from 2nd Qtr to 3rd Qtr,  
Second Arrow shows distance gain/loss from 3rd Qtr to Finish  
Blue arrow indicates best gain in these quarters.



# Marburg Race 2 Distance 1850m

Sunday, 22 June 2025

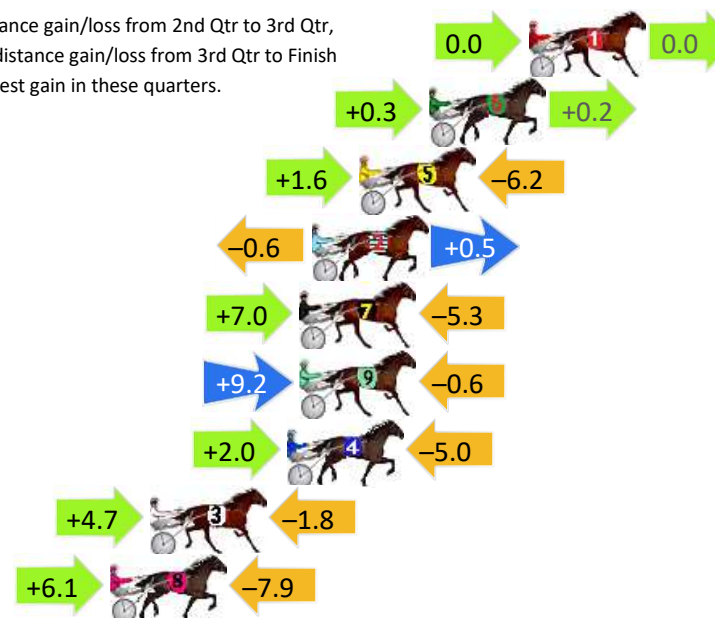
Gross Time: 2:18.00 MileRate: 2:00.10 LeadTime: 16.80s First Qtr: 32.40s Second Qtr: 31.00s Third Qtr: 28.90s Fourth Qtr: 28.90s

DATA TABLE: 800 / 400 Posi's are position from leader and (how wide the horse was at that position)

NoHorse	Plc	Mar	800 Posi	400 Posi	Time	3rd Qtr	4th Qt
1 Fly Burra	1	0.0m	0.0m (0)	0.0m (0)	2:18.00	28.90s	28.90s
6 Wee Bonnie	2	4.0m	4.5m (0)	4.2m (0)	2:18.30	28.88s	28.90s
5 Vikander	3	6.8m	2.2m (1)	0.6m (1)	2:18.52	28.78s	29.38s
2 Black Gemstone	4	8.7m	8.6m (0)	9.2m (0)	2:18.66	28.94s	28.90s
7 Lustre	5	9.2m	10.9m (1)	3.9m (2)	2:18.70	28.40s	29.32s
9 Art Of Rock	6	9.2m	17.8m (2)	8.6m (2)	2:18.70	28.24s	28.98s
4 Littlemickey	7	9.7m	6.7m (1)	4.7m (1)	2:18.74	28.76s	29.30s
3 Whykikamoocow	8	15.2m	18.1m (0)	13.4m (1)	2:19.15	28.56s	29.09s
8 Melton Schleger	9	16.8m	15.0m (1)	8.9m (1)	2:19.27	28.46s	29.53s

## Finish Position and metres gained

First Arrow shows distance gain/loss from 2nd Qtr to 3rd Qtr,  
Second Arrow shows distance gain/loss from 3rd Qtr to Finish  
Blue arrow indicates best gain in these quarters.



800

Visual positions in race at 2nd Quarter



400

Visual positions in race at 3rd Quarter



Powered by



Harness Analyser

Sectional Analysis Software

Not just form | Free Trial

[www.facebook.com/PJHarnessRacing](http://www.facebook.com/PJHarnessRacing)



RISE Digital, Harness Racing Australia nor the provider accepts any responsibility for the completeness or accuracy of any of the information contained herein, and makes no representations about its suitability for any particular purpose. Users should make their own judgements about those matters and/or seek independent advice. You assume all risks associated with use of data provided on this page

# Marburg Race 3 Distance 1850m

Sunday, 22 June 2025

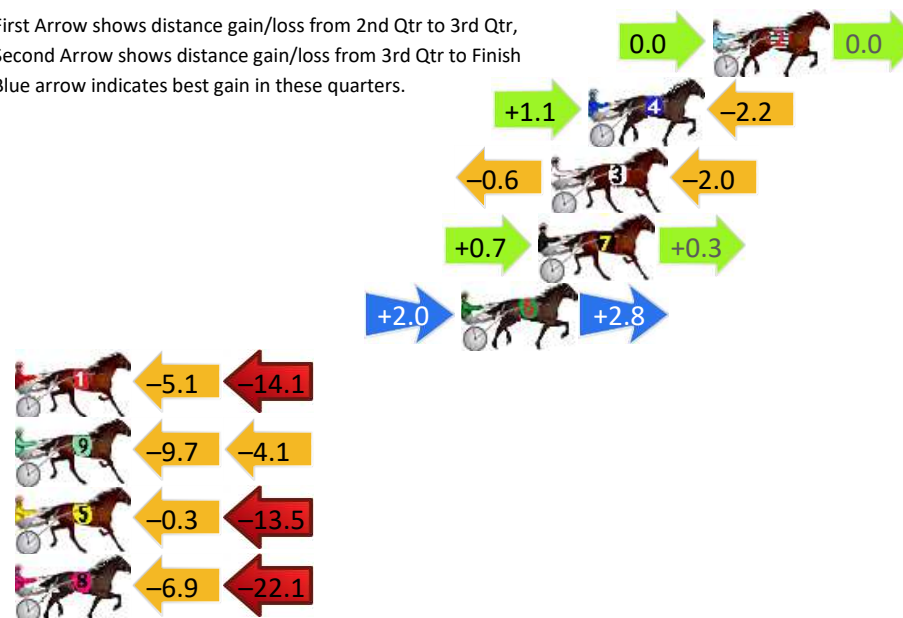
Gross Time: 2:19.40 MileRate: 2:01.30 LeadTime: 16.80s First Qtr: 33.30s Second Qtr: 31.80s Third Qtr: 29.10s Fourth Qtr: 28.40s

DATA TABLE: 800 / 400 Posi's are position from leader and (how wide the horse was at that position)

NoHorse	Plc	Mar	800 Posi	400 Posi	Time	3rd Qtr	4th Qt
2 Doc Harvey	1	0.0m	0.0m (0)	0.0m (0)	2:19.40	29.10s	28.40s
4 Doolittle Doozzie	2	5.0m	3.9m (1)	2.8m (1)	2:19.77	29.02s	28.57s
3 Night Ninja	3	6.5m	3.9m (0)	4.5m (0)	2:19.88	29.14s	28.56s
7 Crime Time	4	7.0m	8.0m (1)	7.3m (1)	2:19.92	29.04s	28.40s
6 Shes Bewitched	5	10.1m	14.9m (0)	12.9m (1)	2:20.15	28.94s	28.23s
1 Deep Regret	6	28.1m	8.9m (0)	14.0m (0)	2:21.50	29.46s	29.50s
9 Copy Writer	7	31.0m	17.2m (1)	26.9m (1)	2:21.71	29.78s	28.79s
5 Chanceless Century	8	33.7m	19.9m (0)	20.2m (0)	2:21.91	29.10s	29.47s
8 Major Tralee	9	41.7m	12.7m (1)	19.6m (2)	2:22.51	29.58s	30.11s

## Finish Position and metres gained

First Arrow shows distance gain/loss from 2nd Qtr to 3rd Qtr,  
Second Arrow shows distance gain/loss from 3rd Qtr to Finish  
Blue arrow indicates best gain in these quarters.



800

Visual positions in race at 2nd Quarter



400

Visual positions in race at 3rd Quarter



Powered by



Harness Analyser

Sectional Analysis Software

Not just form | Free Trial

[www.facebook.com/PJHarnessRacing](http://www.facebook.com/PJHarnessRacing)



RISE Digital, Harness Racing Australia nor the provider accepts any responsibility for the completeness or accuracy of any of the information contained herein, and makes no representations about its suitability for any particular purpose. Users should make their own judgements about those matters and/or seek independent advice. You assume all risks associated with use of data provided on this page

# Marburg Race 4 Distance 1850m

Sunday, 22 June 2025


Gross Time: 2:15.50 MileRate: 1:57.90 LeadTime: 16.20s First Qtr: 30.20s Second Qtr: 30.50s Third Qtr: 28.70s Fourth Qtr: 29.90s

DATA TABLE: 800 / 400 Posi's are position from leader and (how wide the horse was at that position)

No	Horse	Plc	Mar	800 Posi	400 Posi	Time	3rd Qtr	4th Qt
4	Tulhurst Smoocher	1	0.0m	0.0m (0)	0.0m (0)	2:15.50	28.70s	29.90s
1	Mollidor	2	9.6m	5.6m (0)	8.2m (0)	2:16.25	28.90s	30.05s
6	Convair Hustler	3	9.8m	9.8m (0)	12.4m (0)	2:16.27	28.90s	29.77s
9	Batman Bart	4	13.1m	15.1m (0)	17.0m (0)	2:16.53	28.86s	29.69s
5	Gotta Dream	5	14.3m	23.6m (1)	15.9m (2)	2:16.62	28.18s	29.86s
7	Skippers Swan Song	6	15.6m	14.6m (1)	19.2m (1)	2:16.72	29.06s	29.72s
8	Hes Regal	7	16.9m	19.1m (1)	11.0m (2)	2:16.82	28.14s	30.42s
2	Outer Change	8	18.7m	10.4m (1)	14.8m (1)	2:16.96	29.04s	30.28s
3	Could It Be Me	9	25.6m	6.2m (1)	10.4m (1)	2:17.51	29.02s	31.15s

## Finish Position and metres gained

First Arrow shows distance gain/loss from 2nd Qtr to 3rd Qtr,  
Second Arrow shows distance gain/loss from 3rd Qtr to Finish  
Blue arrow indicates best gain in these quarters.



Visual positions in race at 2nd Quarter



Visual positions in race at 3rd Quarter



# Marburg Race 5 Distance 2200m

Sunday, 22 June 2025


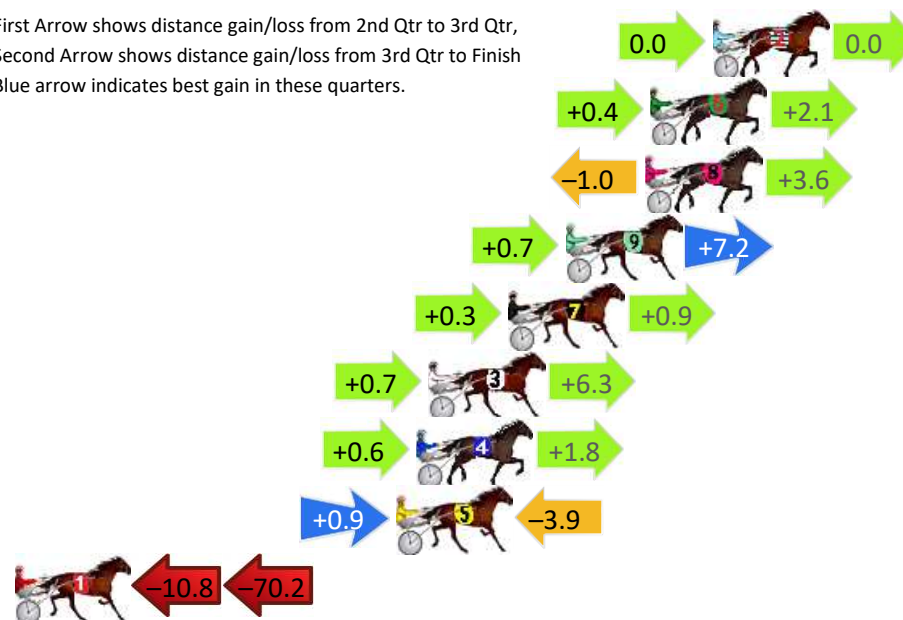
Gross Time: 2:42.30 MileRate: 1:58.70 LeadTime: 44.80s First Qtr: 30.40s Second Qtr: 30.60s Third Qtr: 27.50s Fourth Qtr: 29.00s

DATA TABLE: 800 / 400 Posi's are position from leader and (how wide the horse was at that position)

No	Horse	Plc	Mar	800 Posi	400 Posi	Time	3rd Qtr	4th Qt
2	Im Boo	1	0.0m	0.0m (0)	0.0m (0)	2:42.30	27.50s	29.00s
6	Resilient	2	2.5m	5.0m (0)	4.6m (0)	2:42.49	27.48s	28.87s
8	Edward Jay	3	2.7m	5.3m (1)	6.3m (1)	2:42.51	27.58s	28.77s
9	Mighty Jolt	4	5.9m	13.8m (0)	13.1m (1)	2:42.75	27.48s	28.53s
7	Cyclone Tony	5	8.2m	9.4m (0)	9.1m (0)	2:42.92	27.50s	28.98s
3	Letterkenny Boy	6	11.4m	18.4m (1)	17.7m (2)	2:43.17	27.48s	28.63s
4	Monsieur Delacour	7	11.9m	14.3m (1)	13.7m (2)	2:43.21	27.48s	28.95s
5	Glenledi Boy	8	12.7m	9.7m (1)	8.8m (2)	2:43.27	27.46s	29.35s
1	Miss Bay King Cole	9	210.0m	129.0m (0)	139.8m (0)	2:58.28	28.50s	35.16s

## Finish Position and metres gained

First Arrow shows distance gain/loss from 2nd Qtr to 3rd Qtr,  
Second Arrow shows distance gain/loss from 3rd Qtr to Finish  
Blue arrow indicates best gain in these quarters.



# Marburg Race 6 Distance 1850m

Sunday, 22 June 2025

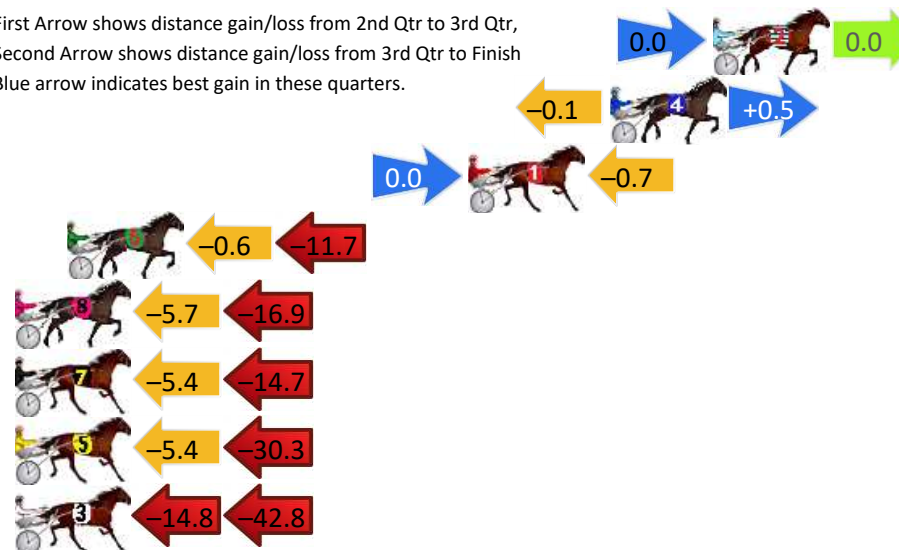
Gross Time: 2:16.00 MileRate: 1:58.30 LeadTime: 16.30s First Qtr: 31.90s Second Qtr: 31.10s Third Qtr: 28.40s Fourth Qtr: 28.30s

DATA TABLE: 800 / 400 Posi's are position from leader and (how wide the horse was at that position)

NoHorse	Plc	Mar	800 Posi	400 Posi	Time	3rd Qtr	4th Qt
2 Jimmy Bling	1	0.0m	0.0m (0)	0.0m (0)	2:16.00	28.40s	28.30s
4 October Racketeer	2	4.1m	4.5m (0)	4.6m (0)	2:16.30	28.40s	28.28s
1 Victree Atom	3	9.8m	9.1m (0)	9.1m (0)	2:16.73	28.40s	28.39s
6 Our Dolly	4	25.9m	13.6m (0)	14.2m (0)	2:17.93	28.44s	29.23s
8 La Sabina	5	31.7m	9.1m (1)	14.8m (1)	2:18.36	28.80s	29.62s
7 My Ultimate Rudi	6	33.4m	13.3m (1)	18.7m (2)	2:18.48	28.78s	29.46s
5 One Last Roll	7	40.5m	4.8m (1)	10.2m (1)	2:19.01	28.78s	30.59s
3 Scrubby	8	75.2m	17.6m (1)	32.4m (0)	2:21.59	29.44s	31.61s

## Finish Position and metres gained

First Arrow shows distance gain/loss from 2nd Qtr to 3rd Qtr,  
Second Arrow shows distance gain/loss from 3rd Qtr to Finish  
Blue arrow indicates best gain in these quarters.



800

Visual positions in race at 2nd Quarter



400

Visual positions in race at 3rd Quarter



Powered by



Harness Analyser

Sectional Analysis Software

Not just form | Free Trial

[www.facebook.com/PJHarnessRacing](http://www.facebook.com/PJHarnessRacing)



RISE Digital, Harness Racing Australia nor the provider accepts any responsibility for the completeness or accuracy of any of the information contained herein, and makes no representations about its suitability for any particular purpose. Users should make their own judgements about those matters and/or seek independent advice. You assume all risks associated with use of data provided on this page

# Marburg Race 7 Distance 1850m

Sunday, 22 June 2025

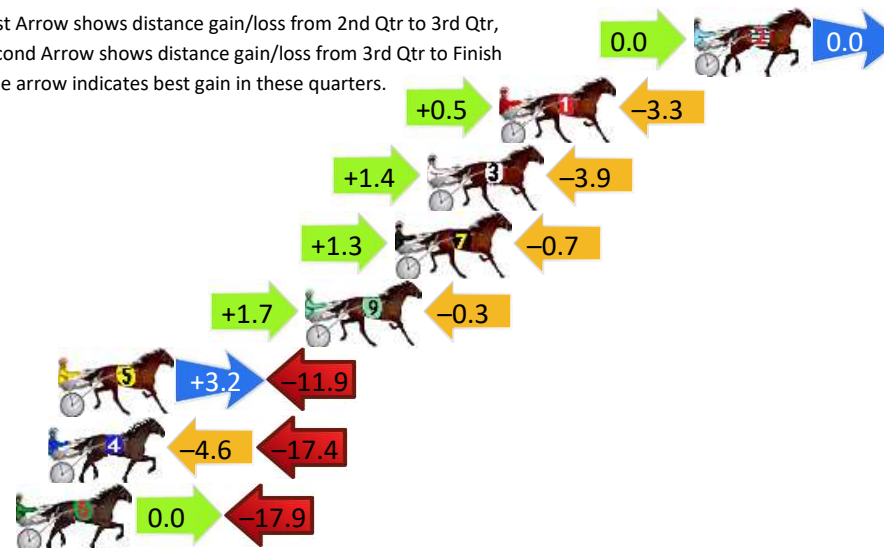
Gross Time: 2:17.20 MileRate: 1:59.40 LeadTime: 16.80s First Qtr: 31.70s Second Qtr: 31.80s Third Qtr: 29.30s Fourth Qtr: 27.60s

DATA TABLE: 800 / 400 Posi's are position from leader and (how wide the horse was at that position)

NoHorse	Plc	Mar	800 Posi	400 Posi	Time	3rd Qtr	4th Qt
2 Getagrip	1	0.0m	0.0m (0)	0.0m (0)	2:17.20	29.30s	27.60s
1 Prince Joy	2	7.8m	5.0m (0)	4.5m (0)	2:17.77	29.26s	27.85s
3 Studleigh Mark	3	10.7m	8.2m (1)	6.8m (2)	2:17.98	29.18s	27.90s
7 Rainbow Titan	4	12.0m	12.6m (1)	11.3m (2)	2:18.07	29.18s	27.67s
9 Six Times A Lady	5	15.6m	17.0m (1)	15.3m (2)	2:18.33	29.14s	27.65s
5 Ignite The Fire	6	25.5m	16.8m (0)	13.6m (0)	2:19.05	29.04s	28.49s
4 My Ultimate Cossie	7	25.9m	3.9m (1)	8.5m (1)	2:19.08	29.62s	28.88s
6 The Black Fox	8	27.2m	9.3m (0)	9.3m (0)	2:19.18	29.28s	28.92s

## Finish Position and metres gained

First Arrow shows distance gain/loss from 2nd Qtr to 3rd Qtr,  
Second Arrow shows distance gain/loss from 3rd Qtr to Finish  
Blue arrow indicates best gain in these quarters.



800

Visual positions in race at 2nd Quarter



400

Visual positions in race at 3rd Quarter



Powered by



Harness Analyser

Sectional Analysis Software

Not just form | Free Trial

[www.facebook.com/PJHarnessRacing](http://www.facebook.com/PJHarnessRacing)



RISE Digital, Harness Racing Australia nor the provider accepts any responsibility for the completeness or accuracy of any of the information contained herein, and makes no representations about its suitability for any particular purpose. Users should make their own judgements about those matters and/or seek independent advice. You assume all risks associated with use of data provided on this page

# Marburg Race 8 Distance 2200m

Sunday, 22 June 2025



Gross Time: 2:40.70 MileRate: 1:57.60 LeadTime: 43.80s First Qtr: 30.20s Second Qtr: 30.80s Third Qtr: 28.00s Fourth Qtr: 27.90s

DATA TABLE: 800 / 400 Posi's are position from leader and (how wide the horse was at that position)

No	Horse	Plc	Mar	800 Posi	400 Posi	Time	3rd Qtr	4th Qt
2	Pumpkin Pat	1	0.0m	0.0m (0)	0.0m (0)	2:40.70	28.00s	27.90s
7	Toro Loco	2	11.3m	13.5m (1)	4.6m (1)	2:41.53	27.38s	28.41s
8	The Tiger Army	3	18.3m	4.9m (1)	9.2m (1)	2:42.04	28.30s	28.60s
6	Burns Bay	4	19.7m	8.9m (0)	13.8m (0)	2:42.15	28.34s	28.39s
3	Mister Fonzi	5	25.2m	9.2m (1)	14.4m (1)	2:42.55	28.36s	28.75s
9	B Mac C	6	26.8m	18.1m (1)	10.9m (2)	2:42.67	27.50s	29.11s
4	Take A Chance	7	29.1m	22.1m (2)	19.0m (2)	2:42.83	27.78s	28.71s
1	Lets Go Bailey	8	37.2m	4.6m (0)	8.6m (0)	2:43.43	28.28s	30.03s

## Finish Position and metres gained

First Arrow shows distance gain/loss from 2nd Qtr to 3rd Qtr,  
Second Arrow shows distance gain/loss from 3rd Qtr to Finish  
Blue arrow indicates best gain in these quarters.



Visual positions in race at 2nd Quarter

800



Visual positions in race at 3rd Quarter

400



Powered by



Harness Analyser

Sectional Analysis Software

Not just form | Free Trial

[www.facebook.com/PJHarnessRacing](http://www.facebook.com/PJHarnessRacing)



RISE Digital, Harness Racing Australia nor the provider accepts any responsibility for the completeness or accuracy of any of the information contained herein, and makes no representations about its suitability for any particular purpose. Users should make their own judgements about those matters and/or seek independent advice. You assume all risks associated with use of data provided on this page



# Marburg Race 9 Distance 1850m

Sunday, 22 June 2025

Gross Time: 2:14.60 MileRate: 1:57.10 LeadTime: 16.50s First Qtr: 30.20s Second Qtr: 30.00s Third Qtr: 28.30s Fourth Qtr: 29.60s

DATA TABLE: 800 / 400 Posi's are position from leader and (how wide the horse was at that position)

No	Horse	Plc	Mar	800 Posi	400 Posi	Time	3rd Qtr	4th Qt
6	Splashndash	1	0.0m	4.6m (0)	4.5m (0)	2:14.60	28.30s	29.28s
1	Brian Christopher	2	1.8m	0.0m (0)	0.0m (0)	2:14.74	28.30s	29.74s
5	Blue Bloodz	3	3.5m	2.9m (1)	2.8m (1)	2:14.87	28.30s	29.67s
2	Major Slip Up	4	6.0m	9.1m (0)	8.3m (0)	2:15.07	28.26s	29.47s
8	Taylors Four	5	15.6m	18.8m (1)	10.6m (2)	2:15.81	27.74s	30.05s
3	Filly Thirteen	6	15.6m	8.0m (1)	9.5m (1)	2:15.81	28.42s	30.13s
9	Vincent Time	7	16.4m	46.6m (0)	33.9m (0)	2:15.87	27.46s	28.43s
7	Macs A Dude	8	17.3m	14.2m (1)	14.2m (1)	2:15.94	28.32s	29.92s
4	Convinced	9	20.8m	19.3m (0)	15.6m (0)	2:16.21	28.06s	30.09s

## Finish Position and metres gained

First Arrow shows distance gain/loss from 2nd Qtr to 3rd Qtr, Second Arrow shows distance gain/loss from 3rd Qtr to Finish Blue arrow indicates best gain in these quarters.

