

Marburg Race 1 Distance 1850m

Sunday, 27 July 2025


Gross Time: 2:20.70 MileRate: 2:02.40 LeadTime: 16.70s First Qtr: 32.60s Second Qtr: 32.20s Third Qtr: 29.30s Fourth Qtr: 29.90s

DATA TABLE: 800 / 400 Posi's are position from leader and (how wide the horse was at that position)


No	Horse	Plc	Mar	800 Posi	400 Posi	Time	3rd Qtr	4th Qt
3	Tactical Illusion	1	0.0m	0.0m (0)	0.0m (0)	2:20.70	29.30s	29.90s
5	Taken By Surprise	2	7.8m	2.8m (1)	0.0m (1)	2:21.31	29.10s	30.51s
2	Aunty Tiny	3	15.4m	12.9m (1)	8.2m (2)	2:21.91	28.96s	30.51s
6	Stones	4	21.1m	9.3m (0)	14.7m (2)	2:22.35	29.70s	30.47s
7	Gleneagle Hunter	5	24.3m	19.2m (1)	23.4m (1)	2:22.60	29.62s	30.08s
1	Laneys Last	6	26.3m	4.4m (0)	6.5m (0)	2:22.76	29.46s	31.48s
4	On The Rank	7	29.7m	8.2m (1)	9.3m (1)	2:23.03	29.38s	31.55s
9	Our Little Banjo	8	54.9m	24.2m (1)	31.5m (0)	2:25.00	29.86s	31.88s
8	Camspromise	9	60.1m	14.3m (0)	23.4m (0)	2:25.41	29.98s	32.89s

Finish Position and metres gained

First Arrow shows distance gain/loss from 2nd Qtr to 3rd Qtr,
Second Arrow shows distance gain/loss from 3rd Qtr to Finish
Blue arrow indicates best gain in these quarters.



Visual positions in race at 2nd Quarter



Visual positions in race at 3rd Quarter

Marburg Race 2 Distance 1850m

Sunday, 27 July 2025

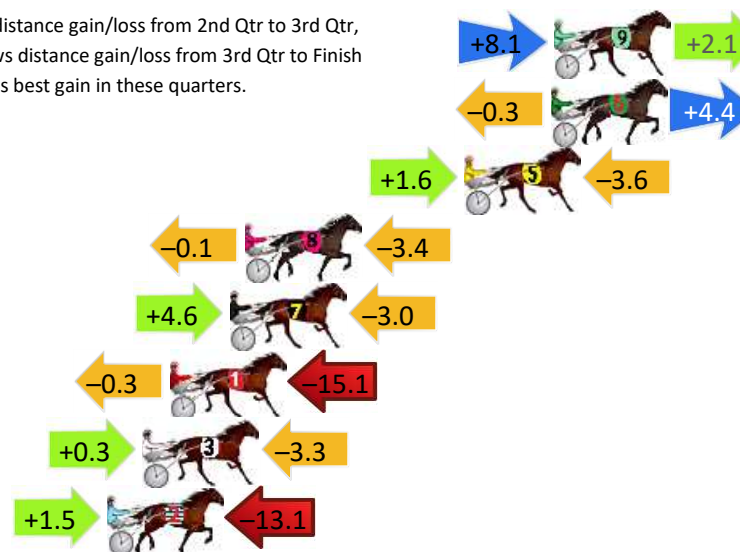
Gross Time: 2:20.60 MileRate: 2:02.30 LeadTime: 16.80s First Qtr: 30.90s Second Qtr: 31.80s Third Qtr: 30.90s Fourth Qtr: 30.20s

DATA TABLE: 800 / 400 Posi's are position from leader and (how wide the horse was at that position)

No	Horse	Plc	Mar	800 Posi	400 Posi	Time	3rd Qtr	4th Qt
9	Fly Burra	1	0.0m	10.2m (1)	2.1m (2)	2:20.60	30.28s	30.04s
6	Team Sport	2	0.1m	4.2m (0)	4.5m (0)	2:20.61	30.92s	29.87s
5	Konnymara	3	3.6m	1.6m (1)	0.0m (1)	2:20.88	30.78s	30.48s
8	Alwaysmissingyou	4	12.4m	8.9m (0)	9.0m (0)	2:21.58	30.90s	30.50s
7	Belmer Betty	5	13.0m	14.6m (1)	10.0m (1)	2:21.63	30.54s	30.47s
1	Rainbow Gambler	6	15.4m	0.0m (0)	0.3m (0)	2:21.82	30.92s	31.40s
3	Saychelles	7	16.5m	13.5m (0)	13.2m (0)	2:21.90	30.86s	30.50s
2	Skylar Bree	8	17.9m	6.3m (1)	4.8m (1)	2:22.02	30.78s	31.26s

Finish Position and metres gained

First Arrow shows distance gain/loss from 2nd Qtr to 3rd Qtr,
Second Arrow shows distance gain/loss from 3rd Qtr to Finish
Blue arrow indicates best gain in these quarters.



800

Visual positions in race at 2nd Quarter



400

Visual positions in race at 3rd Quarter



Powered by



Harness Analyser

Sectional Analysis Software

Not just form | Free Trial

www.facebook.com/PJHarnessRacing



RISE Digital, Harness Racing Australia nor the provider accepts any responsibility for the completeness or accuracy of any of the information contained herein, and makes no representations about its suitability for any particular purpose. Users should make their own judgements about those matters and/or seek independent advice. You assume all risks associated with use of data provided on this page

Marburg Race 3 Distance 1850m

Sunday, 27 July 2025


Gross Time: 2:20.30 MileRate: 2:02.00 LeadTime: 16.40s First Qtr: 31.10s Second Qtr: 31.70s Third Qtr: 29.80s Fourth Qtr: 31.30s

DATA TABLE: 800 / 400 Posi's are position from leader and (how wide the horse was at that position)

No	Horse	Plc	Mar	800 Posi	400 Posi	Time	3rd Qtr	4th Qt
8	Melton Schleger	1	0.0m	15.7m (1)	3.7m (2)	2:20.30	28.92s	31.02s
2	Mammals Destiny	2	4.9m	11.3m (1)	13.2m (1)	2:20.70	29.96s	30.70s
1	Shakatie	3	10.2m	0.0m (0)	0.0m (0)	2:21.13	29.80s	32.13s
4	Treacherous Gabby	4	11.7m	2.7m (1)	1.6m (1)	2:21.26	29.72s	32.14s
6	Mollidor	5	12.2m	4.3m (0)	4.8m (0)	2:21.30	29.84s	31.94s
5	Black Gemstone	6	15.3m	14.0m (0)	14.2m (0)	2:21.55	29.84s	31.47s
9	Night Ninja	7	15.5m	20.0m (1)	10.5m (2)	2:21.57	29.12s	31.77s
3	Tapthekeg	8	18.1m	7.0m (1)	9.0m (1)	2:21.78	29.96s	32.10s
7	Spice Boy	9	54.5m	8.6m (0)	9.2m (0)	2:24.76	29.86s	35.06s

Finish Position and metres gained

First Arrow shows distance gain/loss from 2nd Qtr to 3rd Qtr,
Second Arrow shows distance gain/loss from 3rd Qtr to Finish
Blue arrow indicates best gain in these quarters.



800

Visual positions in race at 2nd Quarter



400

Visual positions in race at 3rd Quarter



Powered by



Harness Analyser

Sectional Analysis Software

Not just form | Free Trial

www.facebook.com/PJHarnessRacing



RISE Digital, Harness Racing Australia nor the provider accepts any responsibility for the completeness or accuracy of any of the information contained herein, and makes no representations about its suitability for any particular purpose. Users should make their own judgements about those matters and/or seek independent advice. You assume all risks associated with use of data provided on this page

Marburg Race 4 Distance 1850m

Sunday, 27 July 2025

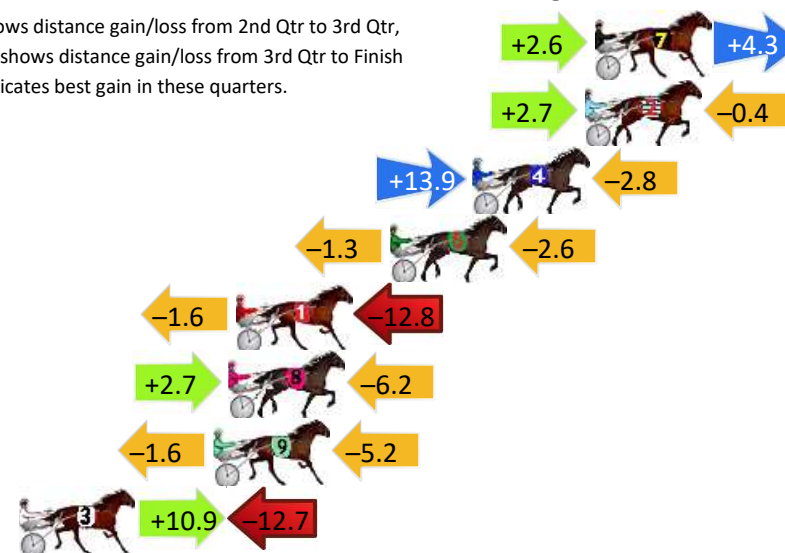
Gross Time: 2:22.20 MileRate: 2:03.70 LeadTime: 17.00s First Qtr: 32.20s Second Qtr: 32.70s Third Qtr: 30.20s Fourth Qtr: 30.10s

DATA TABLE: 800 / 400 Posi's are position from leader and (how wide the horse was at that position)

No	Horse	Plc	Mar	800 Posi	400 Posi	Time	3rd Qtr	4th Qt
7	Outer Change	1	0.0m	6.9m (1)	4.3m (2)	2:22.20	30.00s	29.78s
2	Signor Jujon	2	0.4m	2.7m (1)	0.0m (1)	2:22.23	30.00s	30.13s
4	Copy Writer	3	4.9m	16.0m (1)	2.1m (3)	2:22.59	29.16s	30.33s
6	Old English	4	8.2m	4.3m (0)	5.6m (0)	2:22.85	30.30s	30.33s
1	Mustang Dude	5	14.4m	0.0m (0)	1.6m (0)	2:23.34	30.32s	31.12s
8	Could It Be Me	6	14.7m	11.2m (1)	8.5m (1)	2:23.36	30.00s	30.62s
9	Marksman	7	15.3m	8.5m (0)	10.1m (0)	2:23.41	30.32s	30.55s
3	Three Chord Riff	8	23.1m	21.3m (1)	10.4m (2)	2:24.02	29.38s	31.14s

Finish Position and metres gained

First Arrow shows distance gain/loss from 2nd Qtr to 3rd Qtr,
Second Arrow shows distance gain/loss from 3rd Qtr to Finish
Blue arrow indicates best gain in these quarters.



800

Visual positions in race at 2nd Quarter



400

Visual positions in race at 3rd Quarter



Powered by



Harness Analyser

Sectional Analysis Software

Not just form | Free Trial

www.facebook.com/PJHarnessRacing



RISE Digital, Harness Racing Australia nor the provider accepts any responsibility for the completeness or accuracy of any of the information contained herein, and makes no representations about its suitability for any particular purpose. Users should make their own judgements about those matters and/or seek independent advice. You assume all risks associated with use of data provided on this page

Marburg Race 5 Distance 1850m

Sunday, 27 July 2025

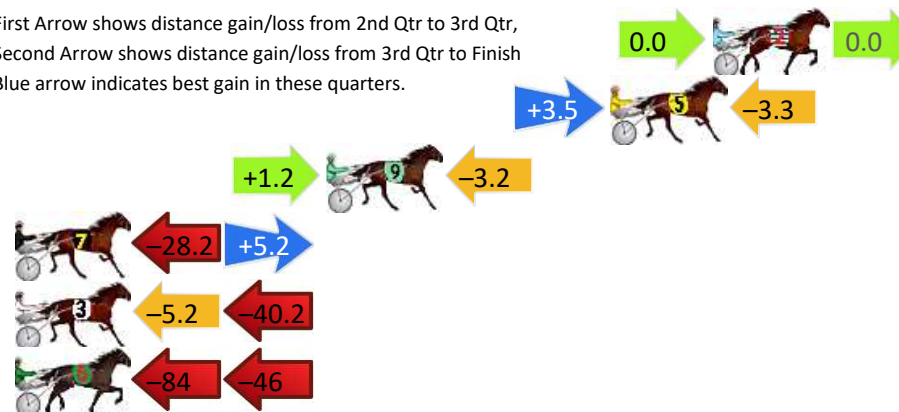
Gross Time: 2:18.70 MileRate: 2:00.70 LeadTime: 16.40s First Qtr: 31.50s Second Qtr: 30.50s Third Qtr: 29.90s Fourth Qtr: 30.40s

DATA TABLE: 800 / 400 Posi's are position from leader and (how wide the horse was at that position)

NoHorse	Plc	Mar	800 Posi	400 Posi	Time	3rd Qtr	4th Qt
2 Tarifa Girl	1	0.0m	0.0m (0)	0.0m (0)	2:18.70	29.90s	30.40s
5 Royal Winkle	2	4.1m	4.3m (1)	0.8m (1)	2:19.03	29.64s	30.67s
9 Dancin Dolly	3	15.5m	13.5m (1)	12.3m (1)	2:19.93	29.82s	30.71s
7 My Ultimate Rudi	4	32.2m	9.2m (0)	37.4m (0)	2:21.26	32.02s	30.16s
3 Baby Ginnie	5	54.6m	9.2m (1)	14.4m (0)	2:23.04	30.30s	33.66s
6 My Ultimate Louie	6	133.3m	4.9m (0)	88.1m (0)	2:29.31	36.14s	34.41s

Finish Position and metres gained

First Arrow shows distance gain/loss from 2nd Qtr to 3rd Qtr,
Second Arrow shows distance gain/loss from 3rd Qtr to Finish
Blue arrow indicates best gain in these quarters.



800

Visual positions in race at 2nd Quarter



400

Visual positions in race at 3rd Quarter



Powered by



Harness Analyser

Sectional Analysis Software

Not just form | Free Trial

www.facebook.com/PJHarnessRacing



RISE Digital, Harness Racing Australia nor the provider accepts any responsibility for the completeness or accuracy of any of the information contained herein, and makes no representations about its suitability for any particular purpose. Users should make their own judgements about those matters and/or seek independent advice. You assume all risks associated with use of data provided on this page

Marburg Race 6 Distance 1850m

Sunday, 27 July 2025

Gross Time: 2:20.30 MileRate: 2:02.10 LeadTime: 16.50s First Qtr: 32.40s Second Qtr: 31.90s Third Qtr: 28.80s Fourth Qtr: 30.70s

DATA TABLE: 800 / 400 Posi's are position from leader and (how wide the horse was at that position)

No	Horse	Plc	Mar	800 Posi	400 Posi	Time	3rd Qtr	4th Qt
8	Saint Louis Beat	1	0.0m	14.5m (2)	3.8m (2)	2:20.30	28.04s	30.42s
3	Doolittle Days	2	5.9m	7.8m (1)	4.9m (1)	2:20.77	28.60s	30.81s
1	Todays Hero	3	6.4m	0.0m (0)	1.6m (0)	2:20.81	28.92s	31.09s
2	Sporty Azz	4	8.3m	12.3m (1)	9.7m (1)	2:20.97	28.64s	30.65s
4	Geldof	5	9.6m	2.2m (1)	0.0m (1)	2:21.07	28.64s	31.47s
6	Batman Bart	6	10.5m	4.5m (0)	6.0m (0)	2:21.14	28.92s	31.10s
7	Dashndot	7	11.7m	16.8m (1)	14.1m (1)	2:21.24	28.64s	30.60s
5	Melton Insulted	8	14.6m	8.9m (0)	10.3m (0)	2:21.47	28.92s	31.11s
9	Keayang Tara	9	16.1m	19.6m (2)	11.4m (2)	2:21.59	28.24s	31.15s

Finish Position and metres gained

First Arrow shows distance gain/loss from 2nd Qtr to 3rd Qtr,
Second Arrow shows distance gain/loss from 3rd Qtr to Finish
Blue arrow indicates best gain in these quarters.



Visual positions in race at 2nd Quarter



Visual positions in race at 3rd Quarter

Marburg Race 7 Distance 2200m

Sunday, 27 July 2025

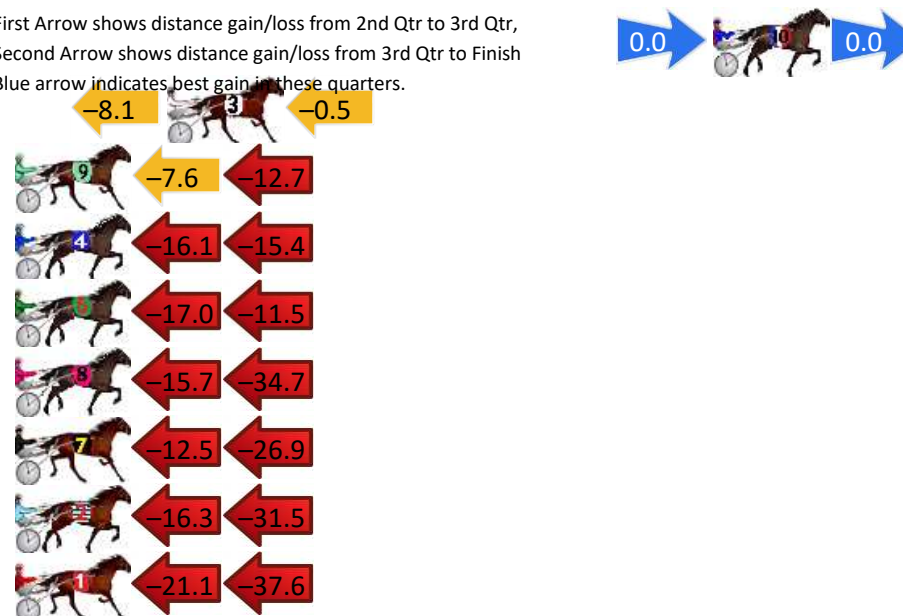
Gross Time: 2:43.20 MileRate: 1:58.30 LeadTime: 43.30s First Qtr: 32.10s Second Qtr: 30.60s Third Qtr: 27.90s Fourth Qtr: 29.30s

DATA TABLE: 800 / 400 Posi's are position from leader and (how wide the horse was at that position)

No	Horse	Plc	Mar	800 Posi	400 Posi	Time	3rd Qtr	4th Qt
10	Mister Reactor	1	0.0m	0.0m (0)	0.0m (0)	2:43.20	27.90s	29.30s
3	Artistic Saint	2	21.9m	13.3m (1)	21.4m (1)	2:44.88	28.50s	29.46s
9	Misty Creek	3	29.0m	8.7m (1)	16.3m (1)	2:45.43	28.46s	30.37s
4	Gracena	4	40.7m	9.2m (0)	25.3m (0)	2:46.33	29.06s	30.63s
6	Ideal Tiger	5	47.5m	19.0m (0)	36.0m (1)	2:46.85	29.14s	30.39s
8	B Mac C	6	55.0m	4.6m (0)	20.3m (0)	2:47.43	29.02s	32.09s
7	Littlelioneljames	7	57.9m	18.5m (1)	31.0m (1)	2:47.65	28.82s	31.55s
2	Highway Writer	8	72.0m	24.2m (1)	40.5m (1)	2:48.73	29.10s	31.95s
1	Ghost Train	9	73.1m	14.4m (0)	35.5m (0)	2:48.82	29.42s	32.40s

Finish Position and metres gained

First Arrow shows distance gain/loss from 2nd Qtr to 3rd Qtr,
Second Arrow shows distance gain/loss from 3rd Qtr to Finish
Blue arrow indicates best gain in these quarters.



Visual positions in race at 2nd Quarter



Visual positions in race at 3rd Quarter

Marburg Race 8 Distance 1850m

Sunday, 27 July 2025


Gross Time: 2:16.40 MileRate: 1:58.60 LeadTime: 16.40s First Qtr: 32.20s Second Qtr: 30.60s Third Qtr: 27.90s Fourth Qtr: 29.30s

DATA TABLE: 800 / 400 Posi's are position from leader and (how wide the horse was at that position)


No	Horse	Plc	Mar	800 Posi	400 Posi	Time	3rd Qtr	4th Qt
2	Western Arterra	1	0.0m	0.0m (0)	0.0m (0)	2:16.40	27.90s	29.30s
1	Taylors Four	2	2.3m	4.0m (0)	4.2m (0)	2:16.58	27.92s	29.18s
6	Vincent Time	3	3.8m	8.7m (0)	8.4m (0)	2:16.69	27.90s	28.99s
3	Brian Christopher	4	6.4m	3.5m (1)	2.8m (1)	2:16.89	27.86s	29.59s
5	Its Back Page News	5	10.4m	8.7m (1)	9.0m (1)	2:17.20	27.94s	29.46s
7	Darabont	6	11.7m	13.3m (1)	14.6m (0)	2:17.30	28.02s	29.16s
9	Splashndash	7	17.8m	17.9m (2)	11.3m (2)	2:17.77	27.46s	29.87s
8	Kelloshiel	8	30.2m	12.7m (2)	6.2m (2)	2:18.72	27.46s	31.18s
4	Racana	9	30.4m	13.3m (0)	28.1m (0)	2:18.74	28.98s	29.64s

Finish Position and metres gained

First Arrow shows distance gain/loss from 2nd Qtr to 3rd Qtr,
Second Arrow shows distance gain/loss from 3rd Qtr to Finish
Blue arrow indicates best gain in these quarters.



Visual positions in race at 2nd Quarter



Visual positions in race at 3rd Quarter

Marburg Race 9 Distance 2200m

Sunday, 27 July 2025

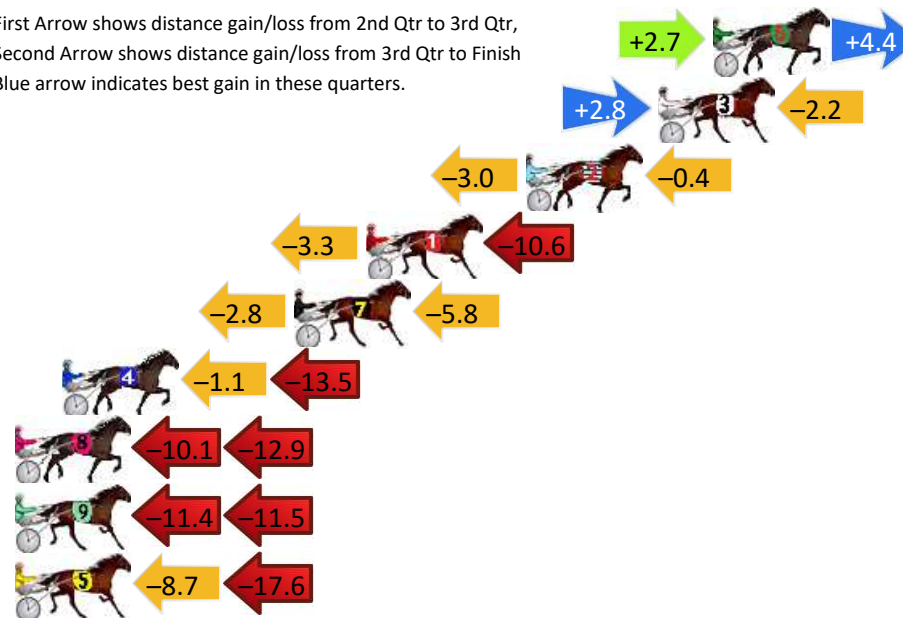
Gross Time: 2:43.80 MileRate: 1:59.90 LeadTime: 42.40s First Qtr: 31.80s Second Qtr: 30.80s Third Qtr: 29.30s Fourth Qtr: 29.50s

DATA TABLE: 800 / 400 Posi's are position from leader and (how wide the horse was at that position)

No	Horse	Plc	Mar	800 Posi	400 Posi	Time	3rd Qtr	4th Qt
6	Hanover Lecter	1	0.0m	7.1m (1)	4.4m (1)	2:43.80	29.10s	29.18s
3	One Last Roll	2	2.2m	2.8m (1)	0.0m (1)	2:43.97	29.10s	29.67s
2	Forgive Me	3	7.5m	4.1m (0)	7.1m (0)	2:44.38	29.52s	29.56s
1	Lydias Art	4	13.9m	0.0m (0)	3.3m (0)	2:44.88	29.54s	30.33s
7	La Sabina	5	16.8m	8.2m (0)	11.0m (0)	2:45.10	29.50s	30.00s
4	Lulu Lucifer	6	26.1m	11.5m (1)	12.6m (1)	2:45.82	29.38s	30.60s
8	Seeking Pleasure	7	35.9m	12.9m (0)	23.0m (0)	2:46.58	30.04s	30.60s
9	Its One Life	8	39.4m	16.5m (1)	27.9m (1)	2:46.85	30.14s	30.51s
5	Major Slip Up	9	40.0m	13.7m (2)	22.4m (1)	2:46.89	29.94s	30.95s

Finish Position and metres gained

First Arrow shows distance gain/loss from 2nd Qtr to 3rd Qtr,
Second Arrow shows distance gain/loss from 3rd Qtr to Finish
Blue arrow indicates best gain in these quarters.



Visual positions in race at 2nd Quarter



Visual positions in race at 3rd Quarter



Powered by



Harness Analyser

Sectional Analysis Software

Not just form | Free Trial

www.facebook.com/PJHarnessRacing



RISE Digital, Harness Racing Australia nor the provider accepts any responsibility for the completeness or accuracy of any of the information contained herein, and makes no representations about its suitability for any particular purpose. Users should make their own judgements about those matters and/or seek independent advice. You assume all risks associated with use of data provided on this page