

Marburg Race 1 Distance 1850m

Sunday, 31 August 2025



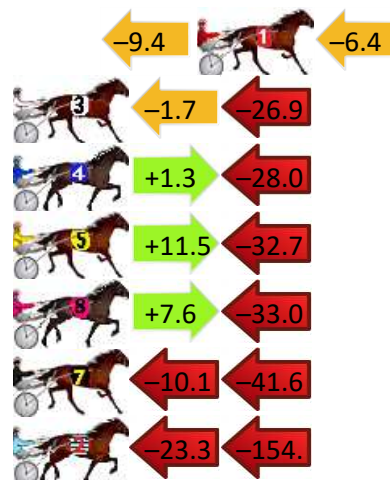
Gross Time: 2:18.20 MileRate: 2:00.20 LeadTime: 16.20s First Qtr: 29.60s Second Qtr: 30.20s Third Qtr: 32.00s Fourth Qtr: 30.20s

DATA TABLE: 800 / 400 Posi's are position from leader and (how wide the horse was at that position)

No	Horse	Plc	Mar	800 Posi	400 Posi	Time	3rd Qtr	4th Qt
9	Saychelles	1	0.0m	14.4m (1)	0.0m (0)	2:18.20	30.92s	30.20s
6	Hez Our Playboy	2	0.6m	9.6m (0)	14.0m (1)	2:18.25	32.36s	29.17s
1	Funtimes	3	20.6m	4.8m (0)	14.2m (0)	2:19.83	32.74s	30.73s
3	Wicked Mack	4	32.1m	3.5m (1)	5.2m (0)	2:20.74	32.14s	32.34s
4	Our Little Banjo	5	34.7m	8.0m (1)	6.7m (1)	2:20.94	31.92s	32.42s
5	Kipchoge	6	42.5m	21.3m (1)	9.8m (2)	2:21.56	31.16s	32.80s
8	Giraffa	7	56.8m	31.4m (0)	23.8m (1)	2:22.69	31.48s	32.85s
7	Feelin Forastar	8	123.9m	72.2m (0)	82.3m (0)	2:28.00	32.94s	33.64s
2	Holy Camp Lisa	9	177.5m	0.0m (0)	23.3m (0)	2:32.24	33.80s	42.44s

Finish Position and metres gained

First Arrow shows distance gain/loss from 2nd Qtr to 3rd Qtr, Second Arrow shows distance gain/loss from 3rd Qtr to Finish Blue arrow indicates best gain in these quarters.



Marburg Race 2 Distance 1850m

Sunday, 31 August 2025

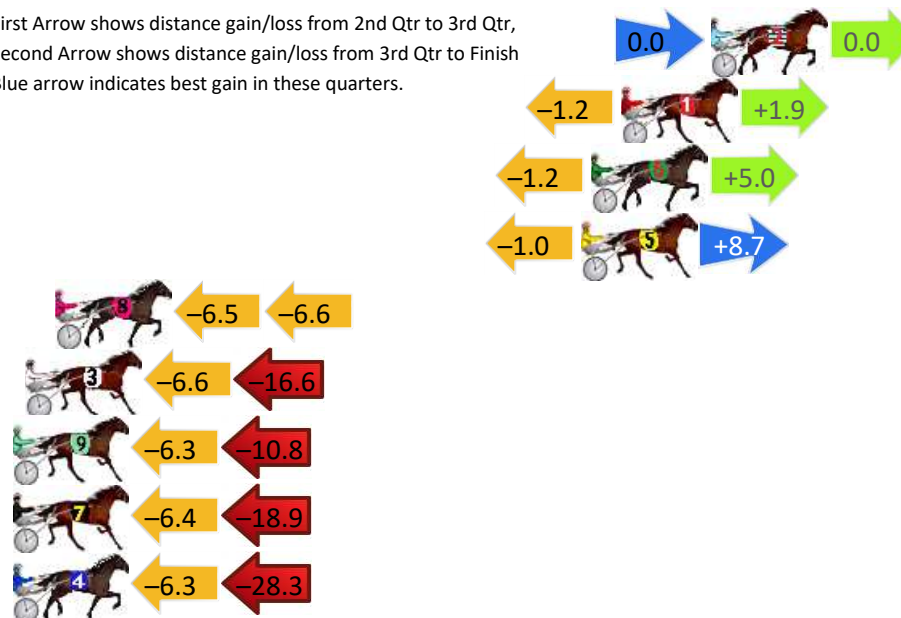
Gross Time: 2:19.30 MileRate: 2:01.10 LeadTime: 16.90s First Qtr: 32.30s Second Qtr: 31.20s Third Qtr: 29.90s Fourth Qtr: 29.00s

DATA TABLE: 800 / 400 Posi's are position from leader and (how wide the horse was at that position)

NoHorse	Plc	Mar	800 Posi	400 Posi	Time	3rd Qtr	4th Qt
2 Peppa	1	0.0m	0.0m (0)	0.0m (0)	2:19.30	29.90s	29.00s
1 Rainbow Gambler	2	3.6m	4.3m (0)	5.5m (0)	2:19.57	29.98s	28.87s
6 Eliarn	3	4.8m	8.6m (0)	9.8m (0)	2:19.67	29.98s	28.65s
5 Safetosayimfancy	4	5.2m	12.9m (0)	13.9m (0)	2:19.70	29.96s	28.38s
8 Belmer Betty	5	26.3m	13.2m (1)	19.7m (2)	2:21.30	30.36s	29.56s
3 Melton Schleger	6	27.5m	4.3m (1)	10.9m (1)	2:21.39	30.38s	30.29s
9 Rissoles	7	34.3m	17.2m (1)	23.5m (1)	2:21.91	30.34s	29.89s
7 Lucky To Be A Laag	8	34.5m	9.2m (1)	15.6m (2)	2:21.93	30.36s	30.49s
4 Camspromise	9	52.9m	18.3m (0)	24.6m (0)	2:23.33	30.34s	31.23s

Finish Position and metres gained

First Arrow shows distance gain/loss from 2nd Qtr to 3rd Qtr,
Second Arrow shows distance gain/loss from 3rd Qtr to Finish
Blue arrow indicates best gain in these quarters.



800

Visual positions in race at 2nd Quarter



400

Visual positions in race at 3rd Quarter



Powered by



Harness Analyser

Sectional Analysis Software

Not just form | Free Trial

www.facebook.com/PJHarnessRacing



RISE Digital, Harness Racing Australia nor the provider accepts any responsibility for the completeness or accuracy of any of the information contained herein, and makes no representations about its suitability for any particular purpose. Users should make their own judgements about those matters and/or seek independent advice. You assume all risks associated with use of data provided on this page

Marburg Race 3 Distance 1850m

Sunday, 31 August 2025

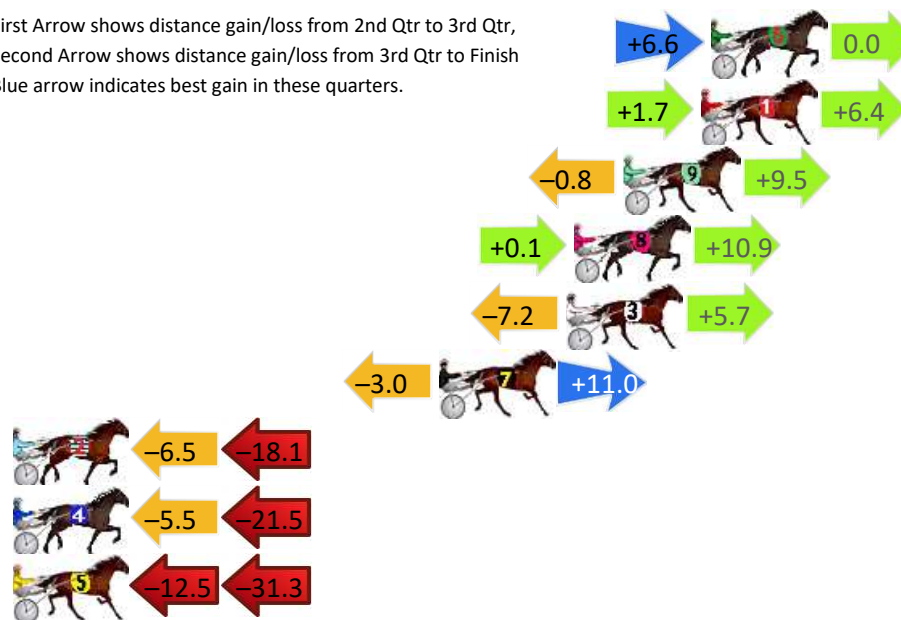
Gross Time: 2:18.70 MileRate: 2:00.60 LeadTime: 16.50s First Qtr: 28.90s Second Qtr: 31.50s Third Qtr: 30.30s Fourth Qtr: 31.50s

DATA TABLE: 800 / 400 Posi's are position from leader and (how wide the horse was at that position)

NoHorse	Plc	Mar	800 Posi	400 Posi	Time	3rd Qtr	4th Qt
6 Shakatie	1	0.0m	6.6m (1)	0.0m (0)	2:18.70	29.80s	31.50s
1 Beau Hart	2	0.4m	8.5m (0)	6.8m (0)	2:18.73	30.18s	31.01s
9 Dashndot	3	3.5m	12.2m (0)	13.0m (2)	2:18.99	30.38s	30.79s
8 My Ultimate Heston	4	5.5m	16.5m (0)	16.4m (1)	2:19.15	30.32s	30.69s
3 Jilliby Panda	5	5.8m	4.3m (0)	11.5m (1)	2:19.18	30.86s	31.10s
7 Estival	6	10.9m	18.9m (1)	21.9m (3)	2:19.60	30.56s	30.72s
2 Mustang Dude	7	38.9m	14.3m (1)	20.8m (1)	2:21.90	30.82s	33.10s
4 Crime Time	8	42.9m	15.9m (2)	21.4m (2)	2:22.23	30.74s	33.39s
5 Old English	9	43.8m	0.0m (0)	12.5m (0)	2:22.31	31.26s	34.15s

Finish Position and metres gained

First Arrow shows distance gain/loss from 2nd Qtr to 3rd Qtr,
Second Arrow shows distance gain/loss from 3rd Qtr to Finish
Blue arrow indicates best gain in these quarters.



Visual positions in race at 2nd Quarter



Visual positions in race at 3rd Quarter

Marburg Race 4 Distance 1850m

Sunday, 31 August 2025


Gross Time: 2:19.90 MileRate: 2:01.70 LeadTime: 16.50s First Qtr: 31.90s Second Qtr: 30.90s Third Qtr: 29.60s Fourth Qtr: 31.00s

DATA TABLE: 800 / 400 Posi's are position from leader and (how wide the horse was at that position)

No	Horse	Plc	Mar	800 Posi	400 Posi	Time	3rd Qtr	4th Qt
7	Kiwi Royalty	1	0.0m	10.9m (1)	9.0m (2)	2:19.90	29.48s	30.32s
3	Highway Writer	2	1.4m	4.1m (0)	4.0m (0)	2:20.01	29.60s	30.81s
9	Marksman	3	2.2m	14.7m (1)	12.8m (2)	2:20.08	29.48s	30.22s
4	Imperious	4	2.7m	6.3m (1)	4.5m (2)	2:20.12	29.48s	30.88s
2	Mollidor	5	3.8m	0.0m (0)	0.0m (0)	2:20.21	29.60s	31.31s
8	Black Gemstone	6	8.0m	13.1m (0)	8.5m (1)	2:20.55	29.28s	31.01s
5	Rocco Variety	7	8.1m	2.2m (1)	1.6m (1)	2:20.56	29.56s	31.54s
1	Many Delights	8	9.6m	8.7m (0)	9.0m (0)	2:20.68	29.64s	31.10s
6	Three Chord Riff	9	12.8m	21.8m (0)	17.0m (0)	2:20.94	29.28s	30.76s

Finish Position and metres gained

First Arrow shows distance gain/loss from 2nd Qtr to 3rd Qtr,
Second Arrow shows distance gain/loss from 3rd Qtr to Finish
Blue arrow indicates best gain in these quarters.



800

Visual positions in race at 2nd Quarter



400

Visual positions in race at 3rd Quarter



Powered by



Harness Analyser

Sectional Analysis Software

Not just form | Free Trial

www.facebook.com/PJHarnessRacing



RISE Digital, Harness Racing Australia nor the provider accepts any responsibility for the completeness or accuracy of any of the information contained herein, and makes no representations about its suitability for any particular purpose. Users should make their own judgements about those matters and/or seek independent advice. You assume all risks associated with use of data provided on this page

Marburg Race 5 Distance 1850m

Sunday, 31 August 2025


Gross Time: 2:19.30 MileRate: 2:01.20 LeadTime: 16.90s First Qtr: 31.90s Second Qtr: 32.20s Third Qtr: 28.10s Fourth Qtr: 30.20s

DATA TABLE: 800 / 400 Posi's are position from leader and (how wide the horse was at that position)

No	Horse	Plc	Mar	800 Posi	400 Posi	Time	3rd Qtr	4th Qt
6	Shes Bewitched	1	0.0m	4.6m (0)	4.1m (0)	2:19.30	28.08s	29.90s
1	Skylar Bree	2	1.5m	0.0m (0)	0.0m (0)	2:19.42	28.10s	30.32s
9	Shadys Delight	3	11.2m	16.3m (1)	12.7m (2)	2:20.19	27.88s	30.17s
8	Our Dolly	4	12.4m	9.7m (1)	9.4m (1)	2:20.28	28.10s	30.50s
7	Malibu Dream	5	13.3m	1.2m (1)	2.8m (1)	2:20.35	28.22s	31.05s
2	Gidup Captain	6	16.6m	21.2m (0)	17.7m (2)	2:20.61	27.90s	30.23s
5	The Black Fox	7	19.4m	15.5m (0)	16.6m (1)	2:20.83	28.22s	30.53s
3	Gotta Go Torque	8	52.0m	10.3m (0)	14.4m (0)	2:23.41	28.42s	33.27s

Finish Position and metres gained

First Arrow shows distance gain/loss from 2nd Qtr to 3rd Qtr,
Second Arrow shows distance gain/loss from 3rd Qtr to Finish
Blue arrow indicates best gain in these quarters.



800

Visual positions in race at 2nd Quarter



400

Visual positions in race at 3rd Quarter



Powered by



Harness Analyser

Sectional Analysis Software

Not just form | Free Trial

www.facebook.com/PJHarnessRacing



RISE Digital, Harness Racing Australia nor the provider accepts any responsibility for the completeness or accuracy of any of the information contained herein, and makes no representations about its suitability for any particular purpose. Users should make their own judgements about those matters and/or seek independent advice. You assume all risks associated with use of data provided on this page

Marburg Race 6 Distance 1850m

Sunday, 31 August 2025

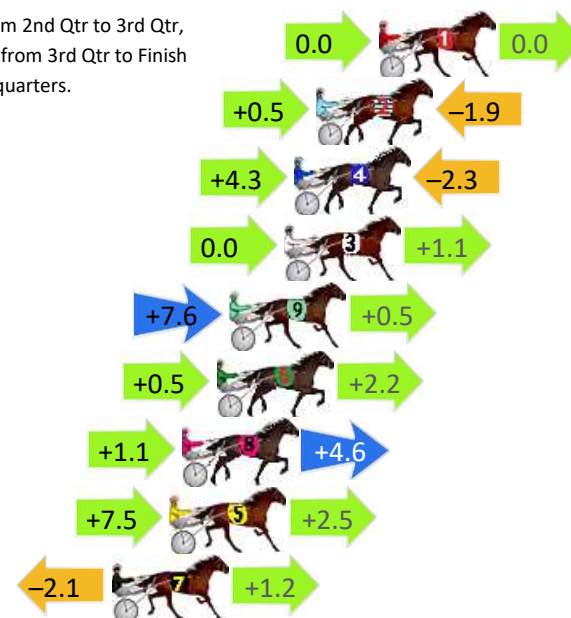
Gross Time: 2:19.20 MileRate: 2:01.10 LeadTime: 16.40s First Qtr: 31.80s Second Qtr: 31.70s Third Qtr: 29.70s Fourth Qtr: 29.60s

DATA TABLE: 800 / 400 Posi's are position from leader and (how wide the horse was at that position)

No	Horse	Plc	Mar	800 Posi	400 Posi	Time	3rd Qtr	4th Qt
1	Skippers Swan Song	1	0.0m	0.0m (0)	0.0m (0)	2:19.20	29.70s	29.60s
2	Alwaysmissingyou	2	2.5m	1.1m (1)	0.6m (1)	2:19.39	29.66s	29.75s
4	La Sabina	3	3.4m	5.4m (1)	1.1m (2)	2:19.46	29.38s	29.78s
3	Dancin Dolly	4	3.8m	4.9m (0)	4.9m (0)	2:19.49	29.70s	29.53s
9	Ideal Tiger	5	6.0m	14.1m (1)	6.5m (2)	2:19.67	29.14s	29.59s
6	Signor Jujon	6	6.5m	9.2m (0)	8.7m (0)	2:19.70	29.66s	29.46s
8	Geldof	7	7.9m	13.6m (0)	12.5m (0)	2:19.81	29.62s	29.29s
5	Teachers Pet	8	8.4m	18.4m (1)	10.9m (2)	2:19.85	29.14s	29.45s
7	Write About Angus	9	10.7m	9.8m (1)	11.9m (1)	2:20.03	29.86s	29.55s


Finish Position and metres gained

First Arrow shows distance gain/loss from 2nd Qtr to 3rd Qtr,
Second Arrow shows distance gain/loss from 3rd Qtr to Finish
Blue arrow indicates best gain in these quarters.



800

Visual positions in race at 2nd Quarter



400

Visual positions in race at 3rd Quarter



Powered by



Harness Analyser

Sectional Analysis Software

Not just form | Free Trial

www.facebook.com/PJHarnessRacing



RISE Digital, Harness Racing Australia nor the provider accepts any responsibility for the completeness or accuracy of any of the information contained herein, and makes no representations about its suitability for any particular purpose. Users should make their own judgements about those matters and/or seek independent advice. You assume all risks associated with use of data provided on this page

Marburg Race 7 Distance 2200m

Sunday, 31 August 2025

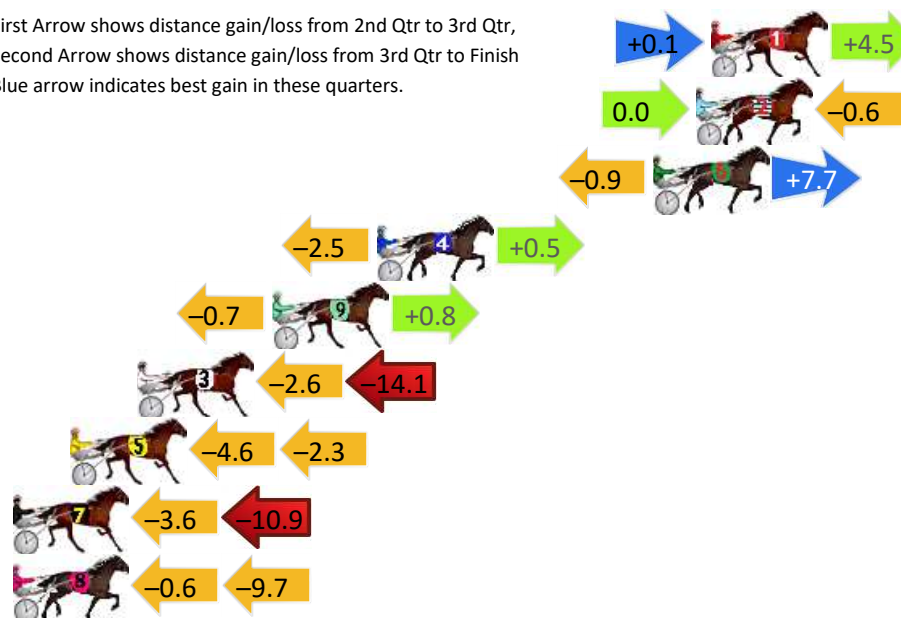
Gross Time: 2:43.10 MileRate: 1:59.30 LeadTime: 44.10s First Qtr: 30.90s Second Qtr: 30.30s Third Qtr: 28.20s Fourth Qtr: 29.60s

DATA TABLE: 800 / 400 Posi's are position from leader and (how wide the horse was at that position)

No	Horse	Plc	Mar	800 Posi	400 Posi	Time	3rd Qtr	4th Qt
1	Shereacts	1	0.0m	4.6m (0)	4.5m (0)	2:43.10	28.20s	29.28s
2	Magicol Ideal	2	0.6m	0.0m (0)	0.0m (0)	2:43.15	28.20s	29.65s
6	Taylors Four	3	2.3m	9.1m (0)	10.0m (0)	2:43.28	28.28s	29.06s
4	Brian Christopher	4	13.4m	11.4m (1)	13.9m (1)	2:44.14	28.40s	29.64s
9	Saint Louis Beat	5	17.6m	17.7m (0)	18.4m (2)	2:44.47	28.28s	29.65s
3	Royal Princess	6	23.0m	6.3m (1)	8.9m (1)	2:44.88	28.40s	30.74s
5	Planet Downs	7	25.7m	18.8m (1)	23.4m (0)	2:45.09	28.56s	29.91s
7	Highly Respected	8	28.2m	13.7m (0)	17.3m (0)	2:45.29	28.48s	30.55s
8	Our Aunty Penny	9	33.7m	23.4m (1)	24.0m (1)	2:45.71	28.28s	30.49s

Finish Position and metres gained

First Arrow shows distance gain/loss from 2nd Qtr to 3rd Qtr, Second Arrow shows distance gain/loss from 3rd Qtr to Finish
Blue arrow indicates best gain in these quarters.



Visual positions in race at 2nd Quarter



Visual positions in race at 3rd Quarter



Powered by



Harness Analyser

Sectional Analysis Software

Not just form | Free Trial

www.facebook.com/PJHarnessRacing



RISE Digital, Harness Racing Australia nor the provider accepts any responsibility for the completeness or accuracy of any of the information contained herein, and makes no representations about its suitability for any particular purpose. Users should make their own judgements about those matters and/or seek independent advice. You assume all risks associated with use of data provided on this page

Marburg Race 8 Distance 1850m

Sunday, 31 August 2025

Gross Time: 2:15.10 MileRate: 1:57.50 LeadTime: 16.00s First Qtr: 27.20s Second Qtr: 30.50s Third Qtr: 31.70s Fourth Qtr: 29.70s

DATA TABLE: 800 / 400 Posi's are position from leader and (how wide the horse was at that position)

No	Horse	Plc	Mar	800 Posi	400 Posi	Time	3rd Qtr	4th Qt
1	Vincent Time	1	0.0m	15.6m (1)	0.0m (0)	2:15.10	30.52s	29.70s
5	Ignite The Fire	2	4.7m	34.3m (1)	3.2m (1)	2:15.47	29.34s	29.83s
4	Studleigh Anne	3	6.5m	29.6m (1)	8.4m (1)	2:15.61	30.10s	29.57s
7	Splashndash	4	6.6m	21.1m (1)	5.8m (0)	2:15.61	30.54s	29.77s
8	Hes Sweet	5	7.5m	25.9m (1)	12.6m (2)	2:15.68	30.70s	29.32s
6	Lets Go Bailey	6	9.4m	19.0m (0)	19.7m (1)	2:15.83	31.76s	28.93s
2	Convinced	7	23.2m	14.8m (0)	15.2m (1)	2:16.91	31.74s	30.35s
3	Kelloshiel	8	105.4m	0.0m (0)	17.8m (0)	2:23.30	33.06s	36.54s

Finish Position and metres gained

First Arrow shows distance gain/loss from 2nd Qtr to 3rd Qtr,
Second Arrow shows distance gain/loss from 3rd Qtr to Finish
Blue arrow indicates best gain in these quarters.

