

Marburg Race 1 Distance 1850m

Sunday, 14 September 2025

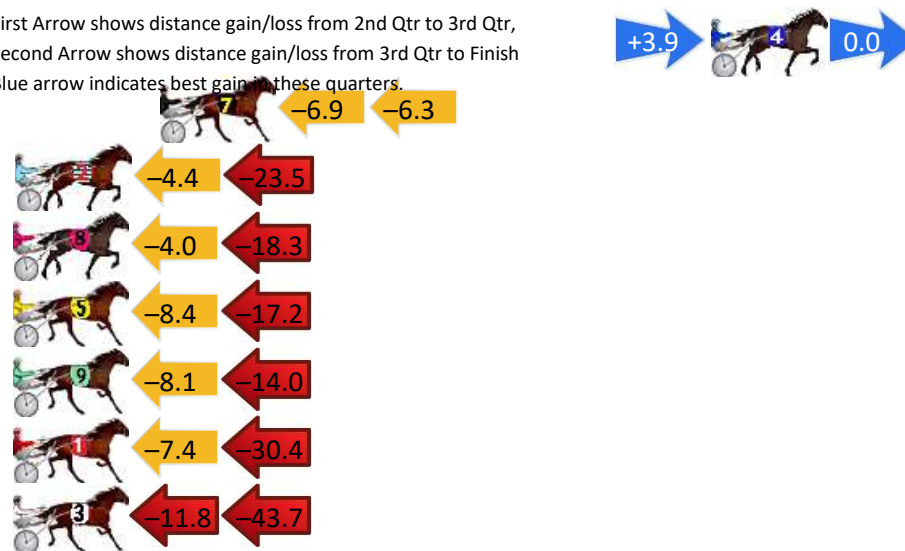
Gross Time: 2:15.10 MileRate: 1:57.50 LeadTime: 16.10s First Qtr: 29.40s Second Qtr: 31.40s Third Qtr: 28.80s Fourth Qtr: 29.40s

DATA TABLE: 800 / 400 Posi's are position from leader and (how wide the horse was at that position)

NoHorse	Plc	Mar	800 Posi	400 Posi	Time	3rd Qtr	4th Qt
4 Keayang Moscato	1	0.0m	3.9m (1)	0.0m (1)	2:15.10	28.52s	29.40s
7 Eliarn	2	22.1m	8.9m (0)	15.8m (1)	2:16.80	29.30s	29.96s
2 Icanandiwill	3	27.9m	0.0m (0)	4.4m (0)	2:17.25	29.12s	31.23s
8 Travelnfeelin	4	35.2m	12.9m (1)	16.9m (2)	2:17.81	29.10s	30.89s
5 Twosipsally	5	39.3m	13.7m (0)	22.1m (1)	2:18.13	29.42s	30.83s
9 Rissoles	6	39.4m	17.3m (1)	25.4m (2)	2:18.14	29.40s	30.60s
1 Rainbow Gambler	7	42.0m	4.2m (0)	11.6m (0)	2:18.34	29.34s	31.80s
3 Lucky To Be A Laag	8	63.9m	8.4m (1)	20.2m (0)	2:20.03	29.66s	32.87s

Finish Position and metres gained

First Arrow shows distance gain/loss from 2nd Qtr to 3rd Qtr,
Second Arrow shows distance gain/loss from 3rd Qtr to Finish
Blue arrow indicates best gain in these quarters.



800

Visual positions in race at 2nd Quarter



400

Visual positions in race at 3rd Quarter



Powered by



Harness Analyser

Sectional Analysis Software

Not just form | Free Trial

www.facebook.com/PJHarnessRacing



RISE Digital, Harness Racing Australia nor the provider accepts any responsibility for the completeness or accuracy of any of the information contained herein, and makes no representations about its suitability for any particular purpose. Users should make their own judgements about those matters and/or seek independent advice. You assume all risks associated with use of data provided on this page

Marburg Race 2 Distance 1850m

Sunday, 14 September 2025

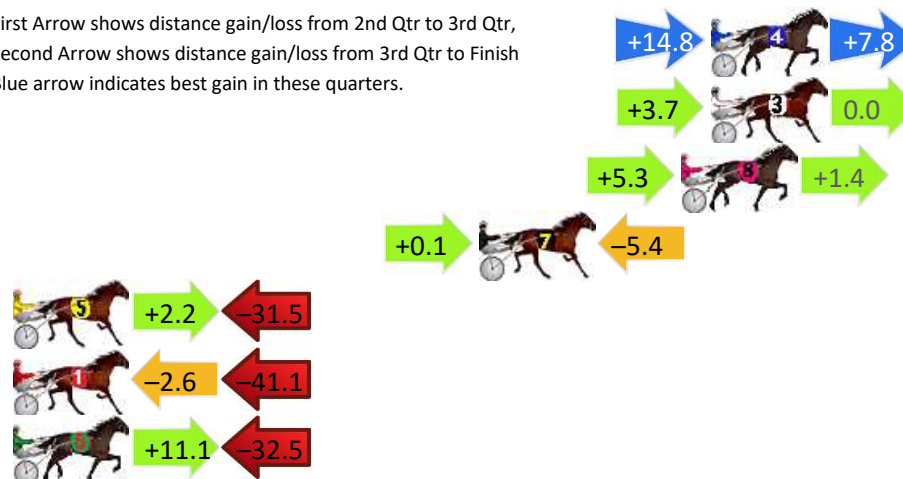
Gross Time: 2:20.20 MileRate: 2:01.90 LeadTime: 17.20s First Qtr: 30.30s Second Qtr: 31.10s Third Qtr: 30.60s Fourth Qtr: 31.00s

DATA TABLE: 800 / 400 Posi's are position from leader and (how wide the horse was at that position)

NoHorse	Plc	Mar	800 Posi	400 Posi	Time	3rd Qtr	4th Qt
4 King Rocky	1	0.0m	22.6m (1)	7.8m (2)	2:20.20	29.48s	30.40s
3 Wicked Mack	2	0.0m	3.7m (1)	0.0m (1)	2:20.20	30.32s	31.00s
8 Hez Our Playboy	3	1.2m	7.9m (1)	2.6m (2)	2:20.30	30.20s	30.90s
7 Funtimes	4	9.3m	4.0m (0)	3.9m (1)	2:20.95	30.60s	31.45s
5 Kipchoge	5	39.3m	10.0m (0)	7.8m (1)	2:23.39	30.44s	33.59s
1 Our Little Banjo	6	43.7m	0.0m (0)	2.6m (0)	2:23.74	30.80s	34.34s
6 Gleneagle Hunter	7	47.7m	26.3m (0)	15.2m (1)	2:24.07	29.76s	33.71s

Finish Position and metres gained

First Arrow shows distance gain/loss from 2nd Qtr to 3rd Qtr,
Second Arrow shows distance gain/loss from 3rd Qtr to Finish
Blue arrow indicates best gain in these quarters.



800

Visual positions in race at 2nd Quarter



400

Visual positions in race at 3rd Quarter



Powered by



Harness Analyser

Sectional Analysis Software

Not just form | Free Trial

www.facebook.com/PJHarnessRacing



RISE Digital, Harness Racing Australia nor the provider accepts any responsibility for the completeness or accuracy of any of the information contained herein, and makes no representations about its suitability for any particular purpose. Users should make their own judgements about those matters and/or seek independent advice. You assume all risks associated with use of data provided on this page

Marburg Race 3 Distance 1850m

Sunday, 14 September 2025



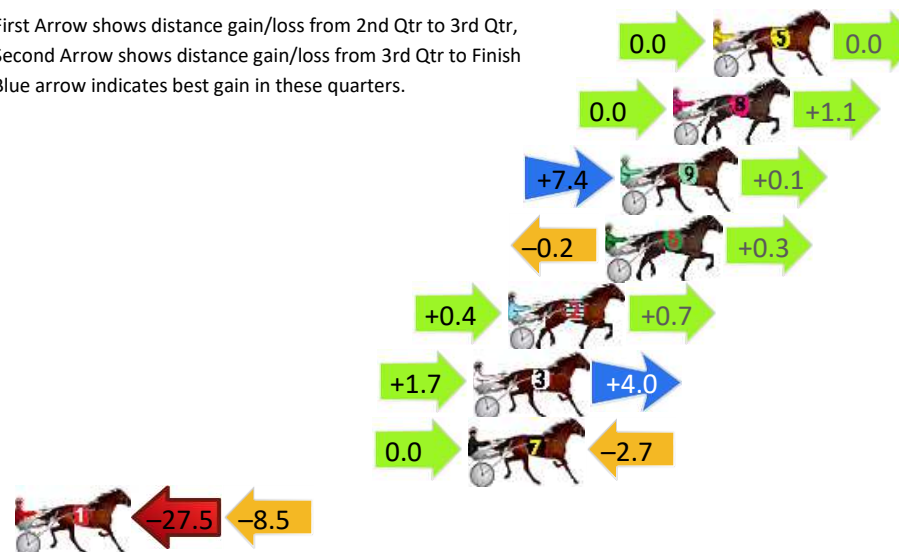
Gross Time: 2:20.20 MileRate: 2:01.90 LeadTime: 16.50s First Qtr: 31.40s Second Qtr: 32.90s Third Qtr: 29.40s Fourth Qtr: 30.00s

DATA TABLE: 800 / 400 Posi's are position from leader and (how wide the horse was at that position)

NoHorse	Plc	Mar	800 Posi	400 Posi	Time	3rd Qtr	4th Qt
5 Doc Harvey	1	0.0m	0.0m (0)	0.0m (0)	2:20.20	29.40s	30.00s
8 Crime Time	2	1.6m	2.7m (1)	2.7m (1)	2:20.33	29.40s	29.93s
9 Taken By Surprise	3	3.7m	11.2m (1)	3.8m (2)	2:20.49	28.86s	30.01s
6 Doolittle Days	4	4.3m	4.4m (0)	4.6m (0)	2:20.54	29.42s	30.00s
2 Mollidor	5	8.2m	9.3m (0)	8.9m (0)	2:20.84	29.38s	29.98s
3 Mustang Dude	6	9.6m	15.3m (1)	13.6m (0)	2:20.95	29.28s	29.75s
7 Night Ninja	7	9.8m	7.1m (1)	7.1m (1)	2:20.97	29.40s	30.25s
1 Singer Snap	8	49.7m	13.7m (0)	41.2m (0)	2:24.11	31.44s	30.87s

Finish Position and metres gained

First Arrow shows distance gain/loss from 2nd Qtr to 3rd Qtr,
Second Arrow shows distance gain/loss from 3rd Qtr to Finish
Blue arrow indicates best gain in these quarters.



Marburg Race 4 Distance 1850m

Sunday, 14 September 2025

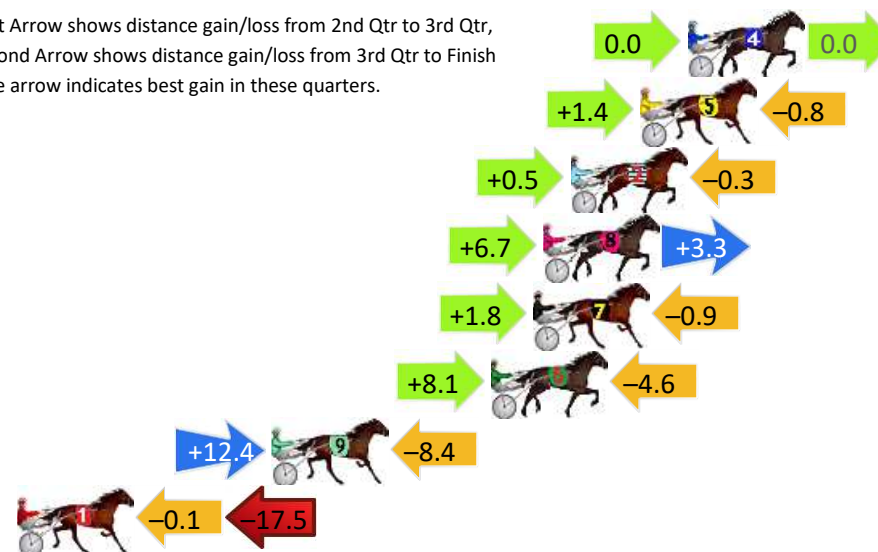
Gross Time: 2:21.10 MileRate: 2:02.80 LeadTime: 16.70s First Qtr: 32.80s Second Qtr: 33.50s Third Qtr: 29.60s Fourth Qtr: 28.50s

DATA TABLE: 800 / 400 Posi's are position from leader and (how wide the horse was at that position)

NoHorse	Plc	Mar	800 Posi	400 Posi	Time	3rd Qtr	4th Qt
4 My Ultimate Rudi	1	0.0m	0.0m (0)	0.0m (0)	2:21.10	29.60s	28.50s
5 Gotta Dream	2	1.9m	2.5m (1)	1.1m (1)	2:21.24	29.50s	28.56s
2 Highway Writer	3	4.7m	4.9m (0)	4.4m (0)	2:21.45	29.56s	28.53s
8 Stones	4	5.8m	15.8m (1)	9.1m (1)	2:21.53	29.10s	28.27s
7 Rocco Variety	5	6.2m	7.1m (1)	5.3m (1)	2:21.56	29.46s	28.58s
6 Melton Schleger	6	7.9m	11.4m (1)	3.3m (2)	2:21.69	29.00s	28.85s
9 Skylar Bree	7	16.7m	20.7m (1)	8.3m (2)	2:22.35	28.68s	29.15s
1 Many Delights	8	26.9m	9.3m (0)	9.4m (0)	2:23.11	29.60s	29.83s

Finish Position and metres gained

First Arrow shows distance gain/loss from 2nd Qtr to 3rd Qtr,
Second Arrow shows distance gain/loss from 3rd Qtr to Finish
Blue arrow indicates best gain in these quarters.



800

Visual positions in race at 2nd Quarter



400

Visual positions in race at 3rd Quarter



Powered by



Harness Analyser

Sectional Analysis Software

Not just form | Free Trial

www.facebook.com/PJHarnessRacing



RISE Digital, Harness Racing Australia nor the provider accepts any responsibility for the completeness or accuracy of any of the information contained herein, and makes no representations about its suitability for any particular purpose. Users should make their own judgements about those matters and/or seek independent advice. You assume all risks associated with use of data provided on this page

Marburg Race 5 Distance 1850m

Sunday, 14 September 2025

Gross Time: 2:17.20 MileRate: 1:59.30 LeadTime: 16.90s First Qtr: 30.50s Second Qtr: 30.70s Third Qtr: 28.60s Fourth Qtr: 30.50s

DATA TABLE: 800 / 400 Posi's are position from leader and (how wide the horse was at that position)

No	Horse	Plc	Mar	800 Posi	400 Posi	Time	3rd Qtr	4th Qt
4	October Racketeer	1	0.0m	0.0m (0)	0.0m (0)	2:17.20	28.60s	30.50s
3	Sheza Lenny	2	6.4m	4.5m (0)	4.4m (0)	2:17.71	28.60s	30.69s
1	Write About Angus	3	6.5m	9.0m (0)	8.2m (0)	2:17.72	28.56s	30.42s
9	Filly Thirteen	4	11.8m	18.6m (1)	15.8m (3)	2:18.14	28.44s	30.28s
6	Specialandiknowit	5	12.1m	13.5m (0)	12.3m (0)	2:18.17	28.54s	30.57s
7	Always Idle	6	14.6m	5.1m (1)	4.9m (1)	2:18.37	28.60s	31.31s
8	Ideal Tiger	7	15.0m	14.1m (1)	11.7m (2)	2:18.40	28.46s	30.84s
2	Dancin Dolly	8	15.4m	10.1m (1)	9.8m (1)	2:18.43	28.60s	31.01s
5	Royal Princess	9	19.4m	23.1m (1)	13.6m (1)	2:18.75	27.96s	31.05s

Finish Position and metres gained

First Arrow shows distance gain/loss from 2nd Qtr to 3rd Qtr,
Second Arrow shows distance gain/loss from 3rd Qtr to Finish
Blue arrow indicates best gain in these quarters.



800

Visual positions in race at 2nd Quarter



400

Visual positions in race at 3rd Quarter



Powered by



Harness Analyser

Sectional Analysis Software

Not just form | Free Trial

www.facebook.com/PJHarnessRacing



RISE Digital, Harness Racing Australia nor the provider accepts any responsibility for the completeness or accuracy of any of the information contained herein, and makes no representations about its suitability for any particular purpose. Users should make their own judgements about those matters and/or seek independent advice. You assume all risks associated with use of data provided on this page

Marburg Race 6 Distance 1850m

Sunday, 14 September 2025


Gross Time: 2:19.00 MileRate: 2:00.90 LeadTime: 17.60s First Qtr: 31.70s Second Qtr: 30.30s Third Qtr: 29.00s Fourth Qtr: 30.40s

DATA TABLE: 800 / 400 Posi's are position from leader and (how wide the horse was at that position)

No	Horse	Plc	Mar	800 Posi	400 Posi	Time	3rd Qtr	4th Qt
1	Captain Oh Captain	1	0.0m	0.0m (0)	0.0m (0)	2:19.00	29.00s	30.40s
5	Saint Louis Beat	2	0.4m	1.7m (1)	1.1m (1)	2:19.03	28.96s	30.35s
2	Rocknroll Da Gama	3	2.4m	11.4m (1)	13.6m (1)	2:19.19	29.18s	29.59s
4	Teachers Pet	4	2.8m	15.5m (1)	10.8m (2)	2:19.22	28.68s	29.82s
6	Kiwi Royalty	5	4.6m	4.4m (0)	6.5m (0)	2:19.37	29.16s	30.29s
7	Estival	6	4.9m	8.6m (0)	10.3m (0)	2:19.39	29.14s	30.03s
3	The Black Fox	7	5.5m	7.2m (1)	9.2m (1)	2:19.44	29.16s	30.16s
9	Lulu Lucifer	8	7.1m	19.4m (1)	14.4m (0)	2:19.56	28.66s	29.90s
8	Royal Winkle	9	19.6m	23.9m (1)	16.3m (2)	2:20.56	28.48s	30.76s

Finish Position and metres gained

First Arrow shows distance gain/loss from 2nd Qtr to 3rd Qtr,
Second Arrow shows distance gain/loss from 3rd Qtr to Finish
Blue arrow indicates best gain in these quarters.



800

Visual positions in race at 2nd Quarter



400

Visual positions in race at 3rd Quarter



Powered by



Harness Analyser

Sectional Analysis Software

Not just form | Free Trial

www.facebook.com/PJHarnessRacing



RISE Digital, Harness Racing Australia nor the provider accepts any responsibility for the completeness or accuracy of any of the information contained herein, and makes no representations about its suitability for any particular purpose. Users should make their own judgements about those matters and/or seek independent advice. You assume all risks associated with use of data provided on this page

Marburg Race 7 Distance 2200m

Sunday, 14 September 2025

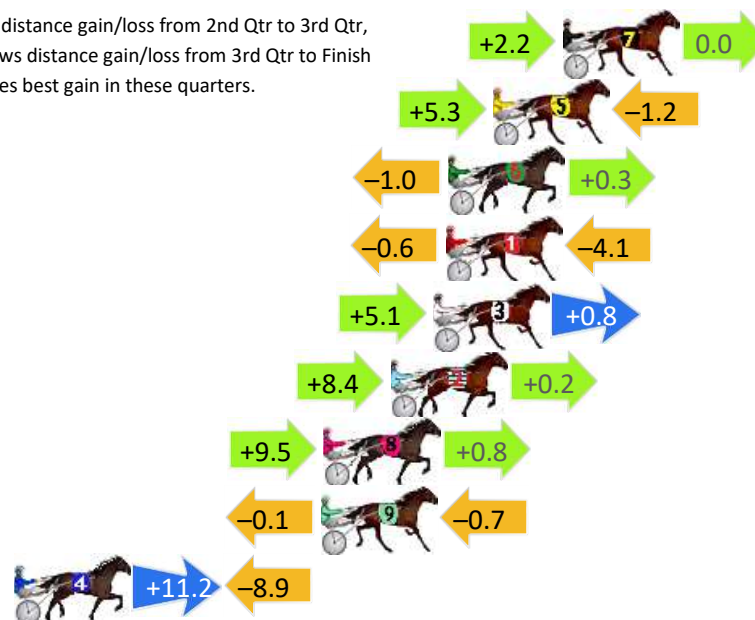
Gross Time: 2:45.20 MileRate: 2:00.80 LeadTime: 43.80s First Qtr: 30.80s Second Qtr: 31.50s Third Qtr: 29.10s Fourth Qtr: 30.00s

DATA TABLE: 800 / 400 Posi's are position from leader and (how wide the horse was at that position)

No	Horse	Plc	Mar	800 Posi	400 Posi	Time	3rd Qtr	4th Qt
7	Taylors Four	1	0.0m	2.2m (1)	0.0m (1)	2:45.20	28.94s	30.00s
5	Splashndash	2	2.8m	6.9m (1)	1.6m (2)	2:45.42	28.72s	30.10s
6	Convinced	3	4.6m	3.9m (0)	4.9m (0)	2:45.56	29.18s	30.00s
1	Cheddar Made Beta	4	4.7m	0.0m (0)	0.6m (0)	2:45.57	29.14s	30.33s
3	Brian Christopher	5	5.2m	11.1m (1)	6.0m (2)	2:45.61	28.74s	29.97s
2	Major Slip Up	6	6.9m	15.5m (1)	7.1m (1)	2:45.74	28.50s	30.02s
8	Shereacts	7	9.6m	19.9m (1)	10.4m (2)	2:45.95	28.42s	29.99s
9	Jimmy Bling	8	9.7m	8.9m (0)	9.0m (0)	2:45.96	29.12s	30.10s
4	Captain Foxtrot	9	22.0m	24.3m (1)	13.1m (0)	2:46.93	28.30s	30.77s

Finish Position and metres gained

First Arrow shows distance gain/loss from 2nd Qtr to 3rd Qtr,
Second Arrow shows distance gain/loss from 3rd Qtr to Finish
Blue arrow indicates best gain in these quarters.



Visual positions in race at 2nd Quarter



Visual positions in race at 3rd Quarter