

Marburg Race 2 Distance 1850m

Monday, 6 October 2025


Gross Time: 2:19.10 MileRate: 2:01.00 LeadTime: 16.40s First Qtr: 30.40s Second Qtr: 30.90s Third Qtr: 30.20s Fourth Qtr: 31.20s

DATA TABLE: 800 / 400 Posi's are position from leader and (how wide the horse was at that position)

NoHorse	Plc	Mar	800 Posi	400 Posi	Time	3rd Qtr	4th Qt
8 Stones	1	0.0m	7.5m (1)	0.0m (1)	2:19.10	29.64s	31.20s
2 Mollidor	2	1.0m	4.3m (0)	6.8m (0)	2:19.18	30.40s	30.76s
4 Scores	3	4.2m	0.0m (0)	1.6m (0)	2:19.44	30.32s	31.42s
6 Night Ninja	4	8.2m	15.5m (1)	7.1m (1)	2:19.77	29.58s	31.33s
7 Todays Hero	5	17.5m	12.5m (0)	19.9m (1)	2:20.53	30.78s	31.11s
3 Takidah	6	28.2m	8.5m (0)	16.3m (0)	2:21.40	30.80s	32.26s
9 Rocco Variety	7	41.7m	11.7m (1)	15.7m (2)	2:22.50	30.52s	33.40s
1 Many Delights	8	42.3m	18.7m (0)	24.6m (0)	2:22.55	30.68s	32.77s
5 My Ultimate Heston	9	63.0m	3.2m (1)	14.2m (1)	2:24.24	31.04s	35.26s

Finish Position and metres gained

First Arrow shows distance gain/loss from 2nd Qtr to 3rd Qtr,
Second Arrow shows distance gain/loss from 3rd Qtr to Finish
Blue arrow indicates best gain in these quarters.



800

Visual positions in race at 2nd Quarter



400

Visual positions in race at 3rd Quarter



Powered by



Harness Analyser

Sectional Analysis Software

Not just form | Free Trial

www.facebook.com/PJHarnessRacing



RISE Digital, Harness Racing Australia nor the provider accepts any responsibility for the completeness or accuracy of any of the information contained herein, and makes no representations about its suitability for any particular purpose. Users should make their own judgements about those matters and/or seek independent advice. You assume all risks associated with use of data provided on this page

Marburg Race 2 Distance 1850m

Monday, 6 October 2025


Gross Time: 2:19.10 MileRate: 2:01.00 LeadTime: 16.40s First Qtr: 30.40s Second Qtr: 30.90s Third Qtr: 30.20s Fourth Qtr: 31.20s

DATA TABLE: 800 / 400 Posi's are position from leader and (how wide the horse was at that position)

NoHorse	Plc	Mar	800 Posi	400 Posi	Time	3rd Qtr	4th Qt
8 Stones	1	0.0m	7.5m (1)	0.0m (1)	2:19.10	29.64s	31.20s
2 Mollidor	2	1.0m	4.3m (0)	6.8m (0)	2:19.18	30.40s	30.76s
4 Scores	3	4.2m	0.0m (0)	1.6m (0)	2:19.44	30.32s	31.42s
6 Night Ninja	4	8.2m	15.5m (1)	7.1m (1)	2:19.77	29.58s	31.33s
7 Todays Hero	5	17.5m	12.5m (0)	19.9m (1)	2:20.53	30.78s	31.11s
3 Takidah	6	28.2m	8.5m (0)	16.3m (0)	2:21.40	30.80s	32.26s
9 Rocco Variety	7	41.7m	11.7m (1)	15.7m (2)	2:22.50	30.52s	33.40s
1 Many Delights	8	42.3m	18.7m (0)	24.6m (0)	2:22.55	30.68s	32.77s
5 My Ultimate Heston	9	63.0m	3.2m (1)	14.2m (1)	2:24.24	31.04s	35.26s

Finish Position and metres gained

First Arrow shows distance gain/loss from 2nd Qtr to 3rd Qtr,
Second Arrow shows distance gain/loss from 3rd Qtr to Finish
Blue arrow indicates best gain in these quarters.



800

Visual positions in race at 2nd Quarter



400

Visual positions in race at 3rd Quarter



Powered by



Harness Analyser

Sectional Analysis Software

Not just form | Free Trial

www.facebook.com/PJHarnessRacing



RISE Digital, Harness Racing Australia nor the provider accepts any responsibility for the completeness or accuracy of any of the information contained herein, and makes no representations about its suitability for any particular purpose. Users should make their own judgements about those matters and/or seek independent advice. You assume all risks associated with use of data provided on this page

Marburg Race 3 Distance 2200m

Monday, 6 October 2025



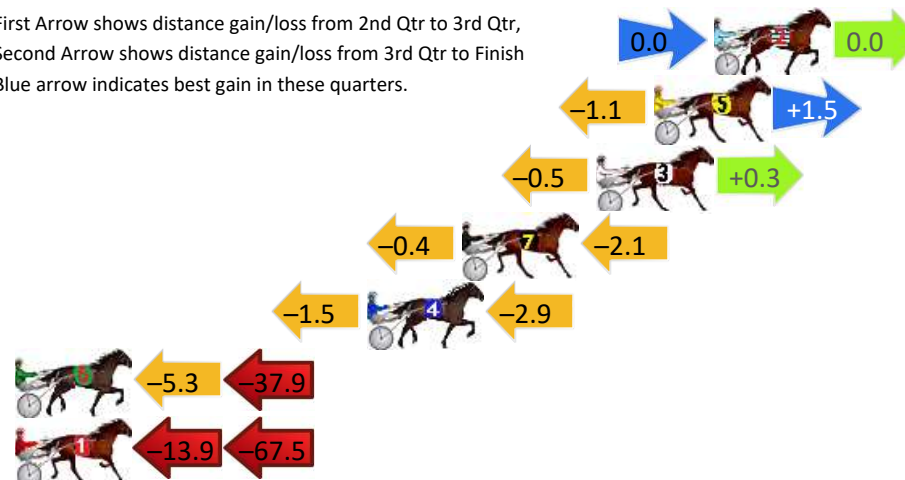
Gross Time: 2:44.20 MileRate: 2:00.10 LeadTime: 44.90s First Qtr: 30.30s Second Qtr: 30.70s Third Qtr: 28.70s Fourth Qtr: 29.60s

DATA TABLE: 800 / 400 Posi's are position from leader and (how wide the horse was at that position)

NoHorse	Plc	Mar	800 Posi	400 Posi	Time	3rd Qtr	4th Qt
2 One Last Roll	1	0.0m	0.0m (0)	0.0m (0)	2:44.20	28.70s	29.60s
5 Madrigal	2	2.4m	2.8m (1)	3.9m (1)	2:44.39	28.78s	29.51s
3 Beau Steele	3	4.7m	4.5m (0)	5.0m (0)	2:44.56	28.74s	29.60s
7 Misty Creek	4	10.1m	7.6m (1)	8.0m (1)	2:44.98	28.74s	29.80s
4 Lydias Art	5	13.9m	9.5m (0)	11.0m (0)	2:45.28	28.82s	29.88s
6 Letsgotothep	6	55.0m	11.8m (1)	17.1m (1)	2:48.47	29.10s	32.63s
1 Williewa Lightning	7	200.5m	119.1m (0)	133.0m (0)	2:59.76	29.84s	35.52s

Finish Position and metres gained

First Arrow shows distance gain/loss from 2nd Qtr to 3rd Qtr,
Second Arrow shows distance gain/loss from 3rd Qtr to Finish
Blue arrow indicates best gain in these quarters.



Marburg Race 4 Distance 1850m

Monday, 6 October 2025

Gross Time: 2:20.70

MileRate: 2:02.40

LeadTime: 16.70s

First Qtr: 32.10s

Second Qtr: 31.20s

Third Qtr: 29.80s


Fourth Qtr: 30.90s

DATA TABLE: 800 / 400 Posi's are position from leader and (how wide the horse was at that position)

No	Horse	Plc	Mar	800 Posi	400 Posi	Time	3rd Qtr	4th Qt
7	Melton Schleger	1	0.0m	15.7m (2)	9.6m (2)	2:20.70	29.36s	30.18s
3	Tapthekeg	2	1.9m	0.0m (0)	0.0m (0)	2:20.85	29.80s	31.05s
5	Write About Angus	2	1.9m	3.2m (1)	3.2m (1)	2:20.85	29.80s	30.81s
1	Mustang Dude	4	6.0m	4.3m (0)	4.3m (0)	2:21.18	29.80s	31.06s
4	Skylar Bree	5	6.3m	7.6m (1)	4.8m (2)	2:21.21	29.60s	31.05s
2	Beyonski	6	9.1m	11.9m (1)	8.0m (1)	2:21.44	29.52s	31.04s
9	Dashndot	7	11.3m	13.2m (0)	12.7m (0)	2:21.61	29.78s	30.85s
6	Black Gemstone	8	12.2m	8.6m (0)	8.8m (0)	2:21.69	29.82s	31.23s

Finish Position and metres gained

First Arrow shows distance gain/loss from 2nd Qtr to 3rd Qtr,
Second Arrow shows distance gain/loss from 3rd Qtr to Finish
Blue arrow indicates best gain in these quarters.



800

Visual positions in race at 2nd Quarter



400

Visual positions in race at 3rd Quarter



Powered by



Harness Analyser

Sectional Analysis Software

Not just form | Free Trial

www.facebook.com/PJHarnessRacing



RISE Digital, Harness Racing Australia nor the provider accepts any responsibility for the completeness or accuracy of any of the information contained herein, and makes no representations about its suitability for any particular purpose. Users should make their own judgements about those matters and/or seek independent advice. You assume all risks associated with use of data provided on this page

Marburg Race 5 Distance 1850m

Monday, 6 October 2025


Gross Time: 2:16.20 MileRate: 1:58.50 LeadTime: 16.50s First Qtr: 30.50s Second Qtr: 30.30s Third Qtr: 28.50s Fourth Qtr: 30.40s

DATA TABLE: 800 / 400 Posi's are position from leader and (how wide the horse was at that position)

No	Horse	Plc	Mar	800 Posi	400 Posi	Time	3rd Qtr	4th Qt
3	My Ultimate Rudi	1	0.0m	4.5m (0)	4.4m (0)	2:16.20	28.50s	30.08s
1	Captain Oh Captain	2	4.4m	0.0m (0)	0.0m (0)	2:16.55	28.50s	30.75s
6	Ideal Tiger	3	10.8m	9.6m (0)	10.1m (1)	2:17.06	28.56s	30.52s
7	Specialandiknowit	4	13.2m	8.5m (1)	7.7m (2)	2:17.25	28.46s	30.89s
4	Doolittle Doozzie	5	16.2m	4.0m (1)	5.5m (1)	2:17.49	28.62s	31.29s
5	Cheddar Made Beta	6	27.5m	13.6m (1)	18.0m (1)	2:18.39	28.86s	31.27s
8	Ultimate Hunter	7	35.0m	14.1m (0)	17.5m (0)	2:18.99	28.78s	31.91s
9	Our Dolly	8	42.7m	19.2m (1)	24.0m (1)	2:19.60	28.90s	32.04s


Finish Position and metres gained

First Arrow shows distance gain/loss from 2nd Qtr to 3rd Qtr,
Second Arrow shows distance gain/loss from 3rd Qtr to Finish
Blue arrow indicates best gain in these quarters.



800

Visual positions in race at 2nd Quarter



400

Visual positions in race at 3rd Quarter



Powered by



Harness Analyser

Sectional Analysis Software

Not just form | Free Trial

www.facebook.com/PJHarnessRacing



RISE Digital, Harness Racing Australia nor the provider accepts any responsibility for the completeness or accuracy of any of the information contained herein, and makes no representations about its suitability for any particular purpose. Users should make their own judgements about those matters and/or seek independent advice. You assume all risks associated with use of data provided on this page

Marburg Race 6 Distance 1850m

Monday, 6 October 2025

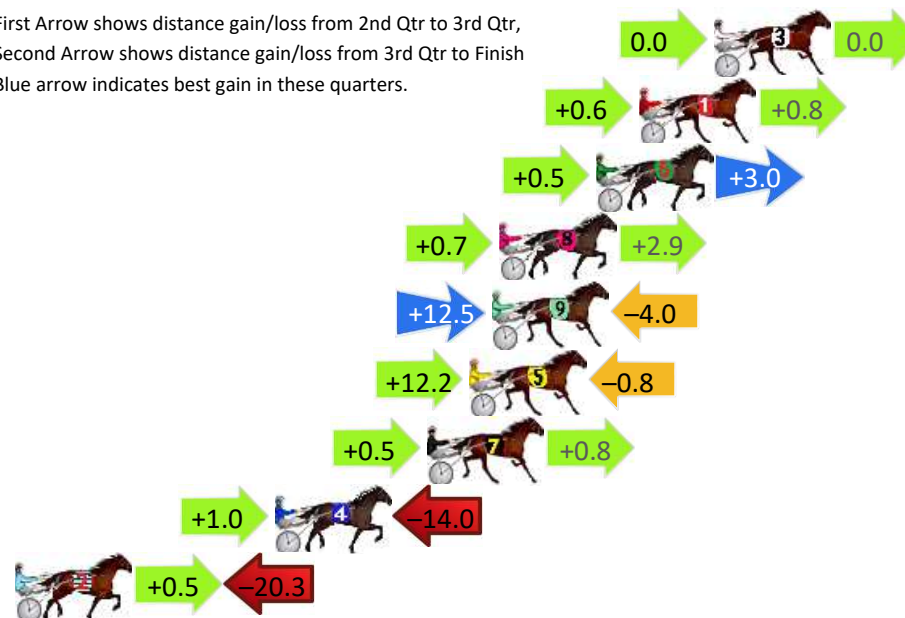
Gross Time: 2:18.70 MileRate: 2:00.60 LeadTime: 16.50s First Qtr: 31.50s Second Qtr: 31.80s Third Qtr: 29.60s Fourth Qtr: 29.30s

DATA TABLE: 800 / 400 Posi's are position from leader and (how wide the horse was at that position)

No	Horse	Plc	Mar	800 Posi	400 Posi	Time	3rd Qtr	4th Qt
3	Fly Burra	1	0.0m	0.0m (0)	0.0m (0)	2:18.70	29.60s	29.30s
1	Outer Change	2	3.0m	4.4m (0)	3.8m (0)	2:18.93	29.56s	29.25s
6	Icanandiwill	3	4.7m	8.2m (0)	7.7m (0)	2:19.06	29.56s	29.10s
8	Keayang Tara	4	8.6m	12.2m (0)	11.5m (0)	2:19.36	29.54s	29.12s
9	Major Slip Up	5	8.9m	17.4m (1)	4.9m (2)	2:19.38	28.68s	29.62s
5	Saint Louis Beat	6	9.8m	21.2m (1)	9.0m (2)	2:19.45	28.70s	29.39s
7	Estival	7	11.5m	12.8m (1)	12.3m (1)	2:19.58	29.56s	29.28s
4	Filly Thirteen	8	17.6m	4.6m (1)	3.6m (1)	2:20.05	29.52s	30.39s
2	Alwaysmissingyou	9	28.5m	8.7m (1)	8.2m (1)	2:20.89	29.56s	30.89s

Finish Position and metres gained

First Arrow shows distance gain/loss from 2nd Qtr to 3rd Qtr,
Second Arrow shows distance gain/loss from 3rd Qtr to Finish
Blue arrow indicates best gain in these quarters.



800

Visual positions in race at 2nd Quarter



400

Visual positions in race at 3rd Quarter



Powered by



Harness Analyser

Sectional Analysis Software

Not just form | Free Trial

www.facebook.com/PJHarnessRacing



RISE Digital, Harness Racing Australia nor the provider accepts any responsibility for the completeness or accuracy of any of the information contained herein, and makes no representations about its suitability for any particular purpose. Users should make their own judgements about those matters and/or seek independent advice. You assume all risks associated with use of data provided on this page

Marburg Race 7 Distance 1850m

Monday, 6 October 2025

Gross Time: 2:16.00 MileRate: 1:58.30 LeadTime: 16.20s First Qtr: 30.60s Second Qtr: 30.60s Third Qtr: 29.10s Fourth Qtr: 29.50s

DATA TABLE: 800 / 400 Posi's are position from leader and (how wide the horse was at that position)

No	Horse	Plc	Mar	800 Posi	400 Posi	Time	3rd Qtr	4th Qt
7	Splashndash	1	0.0m	4.2m (0)	4.4m (0)	2:16.00	29.12s	29.18s
4	B Mac C	2	0.9m	0.0m (0)	0.0m (0)	2:16.07	29.10s	29.57s
6	Sargeant	3	7.1m	7.8m (1)	6.6m (2)	2:16.55	29.02s	29.57s
8	Taylors Four	4	14.5m	2.8m (1)	2.2m (1)	2:17.12	29.06s	30.46s
1	Vincent Time	5	17.2m	12.7m (1)	10.4m (1)	2:17.33	28.94s	30.07s
9	Rocktime	6	21.0m	8.9m (0)	9.3m (0)	2:17.62	29.14s	30.44s
2	Lets Go Bailey	7	27.2m	27.7m (0)	19.8m (1)	2:18.10	28.54s	30.16s
5	Tweedy	8	91.0m	22.7m (0)	37.4m (0)	2:23.04	30.18s	33.82s
3	Ascot Showtime	9	182.1m	105.6m (0)	121.4m (0)	2:30.08	30.30s	34.74s

Finish Position and metres gained

First Arrow shows distance gain/loss from 2nd Qtr to 3rd Qtr, Second Arrow shows distance gain/loss from 3rd Qtr to Finish
Blue arrow indicates best gain in these quarters.

