

Marburg Race 1 Distance 2200m

Sunday, 19 October 2025


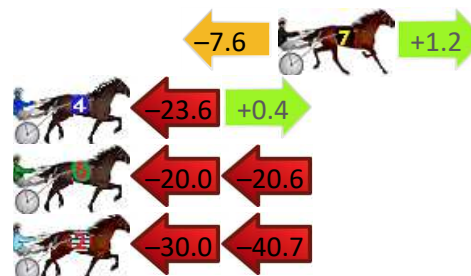
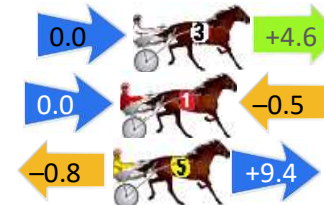
Gross Time: 2:53.60 MileRate: 2:07.00 LeadTime: 49.40s First Qtr: 31.30s Second Qtr: 30.90s Third Qtr: 30.80s Fourth Qtr: 31.20s

DATA TABLE: 800 / 400 Posi's are position from leader and (how wide the horse was at that position)

NoHorse	Plc	Mar	800 Posi	400 Posi	Time	3rd Qtr	4th Qt
3 DOLLYS DUKE	1	0.0m	4.6m (0)	4.6m (0)	2:53.60	30.80s	30.84s
1 MAROON BELLS	2	0.5m	0.0m (0)	0.0m (0)	2:53.64	30.80s	31.24s
5 THE EMULATOR	3	0.8m	9.4m (0)	10.2m (0)	2:53.67	30.87s	30.47s
7 ARIZONA SKYE	4	17.4m	11.0m (1)	18.6m (0)	2:55.02	31.39s	31.11s
4 CARPOPHORUS	5	38.6m	15.4m (1)	39.0m (0)	2:56.75	32.62s	31.17s
6 SQUAMISH	6	85.6m	45.0m (0)	65.0m (0)	3:00.58	32.33s	32.80s
2 DORA LEE	7	190.7m	120.0m (0)	150.0m (0)	3:09.15	33.09s	34.36s

Finish Position and metres gained

First Arrow shows distance gain/loss from 2nd Qtr to 3rd Qtr, Second Arrow shows distance gain/loss from 3rd Qtr to Finish Blue arrow indicates best gain in these quarters.



Marburg Race 2 Distance 2550m

Sunday, 19 October 2025



Gross Time: 3:17.20 MileRate: 2:04.00 LeadTime: 77.90s First Qtr: 30.70s Second Qtr: 29.30s Third Qtr: 29.50s Fourth Qtr: 29.80s

DATA TABLE: 800 / 400 Posi's are position from leader and (how wide the horse was at that position)

NoHorse	Plc	Mar	800 Posi	400 Posi	Time	3rd Qtr	4th Qt
3 HAMMER SON	1	0.0m	0.0m (0)	0.0m (0)	3:17.20	29.50s	29.80s
6 TE RAPA	2	30.4m	2.4m (1)	8.8m (0)	3:19.57	29.96s	31.40s
2 SUPER SERVICE	3	43.3m	11.6m (0)	20.8m (0)	3:20.58	30.17s	31.47s
5 DEXTROUS DEXTER	4	74.8m	7.0m (1)	20.8m (1)	3:23.04	30.50s	33.80s
1 LOCHINVAR SON	5	112.0m	5.0m (0)	13.4m (0)	3:25.95	30.08s	37.10s
4 DARCYS FIREBALL	6	123.7m	33.0m (0)	55.0m (0)	3:26.86	31.10s	34.89s

Finish Position and metres gained

First Arrow shows distance gain/loss from 2nd Qtr to 3rd Qtr,
Second Arrow shows distance gain/loss from 3rd Qtr to Finish
Blue arrow indicates best gain in these quarters.



Visual positions in race at 2nd Quarter

Visual positions in race at 3rd Quarter



Marburg Race 3 Distance 2200m

Sunday, 19 October 2025

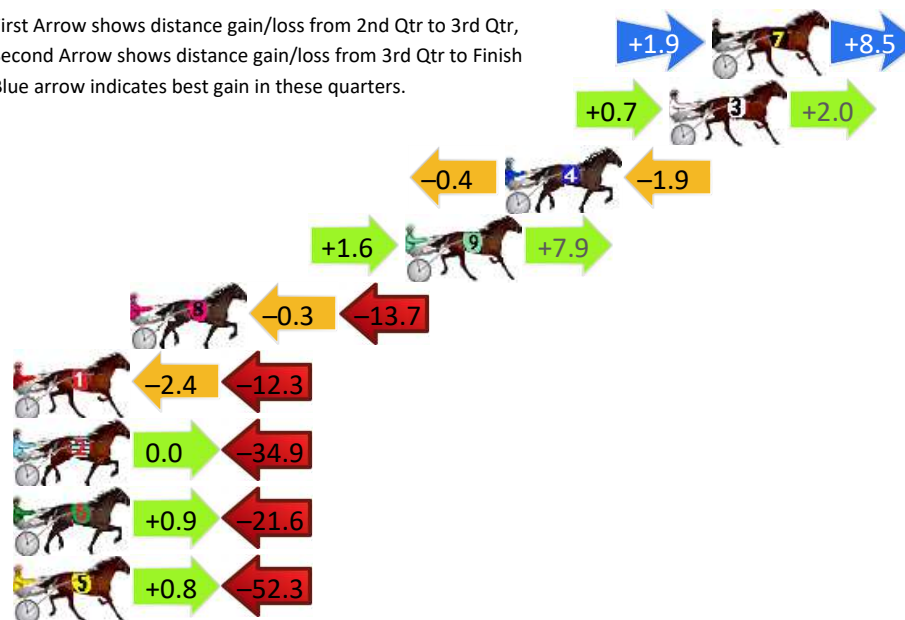
Gross Time: 2:48.40 MileRate: 2:03.20 LeadTime: 47.10s First Qtr: 31.10s Second Qtr: 29.50s Third Qtr: 30.00s Fourth Qtr: 30.70s

DATA TABLE: 800 / 400 Posi's are position from leader and (how wide the horse was at that position)

NoHorse	Plc	Mar	800 Posi	400 Posi	Time	3rd Qtr	4th Qt
7 ILLUSORY FEAT	1	0.0m	10.4m (1)	8.5m (3)	2:48.40	29.88s	30.06s
3 VOLTAIN	2	1.7m	4.4m (0)	3.7m (1)	2:48.54	29.96s	30.56s
4 WITH APLOMB	3	8.3m	6.0m (1)	6.4m (2)	2:49.07	30.04s	30.89s
9 IGNITE	4	12.3m	21.8m (1)	20.2m (1)	2:49.39	29.92s	30.17s
8 MIRA SATURN	5	23.3m	9.3m (0)	9.6m (0)	2:50.27	30.04s	31.85s
1 DICKO DIXON	6	34.6m	19.9m (0)	22.3m (0)	2:51.18	30.22s	31.80s
2 PHOEBE MAJESTIC	7	34.9m	0.0m (0)	0.0m (0)	2:51.20	30.00s	33.50s
6 LIZZIES SON	8	34.9m	14.2m (0)	13.3m (1)	2:51.20	29.96s	32.50s
5 CASCATA	9	68.7m	17.2m (1)	16.4m (2)	2:53.92	29.98s	34.98s

Finish Position and metres gained

First Arrow shows distance gain/loss from 2nd Qtr to 3rd Qtr,
Second Arrow shows distance gain/loss from 3rd Qtr to Finish
Blue arrow indicates best gain in these quarters.



800

Visual positions in race at 2nd Quarter



400

Visual positions in race at 3rd Quarter



Powered by



Harness Analyser

Sectional Analysis Software

Not just form | Free Trial

www.facebook.com/PJHarnessRacing



RISE Digital, Harness Racing Australia nor the provider accepts any responsibility for the completeness or accuracy of any of the information contained herein, and makes no representations about its suitability for any particular purpose. Users should make their own judgements about those matters and/or seek independent advice. You assume all risks associated with use of data provided on this page

Marburg Race 4 Distance 2550m

Sunday, 19 October 2025




Gross Time: 3:16.00 MileRate: 2:03.70 LeadTime: 73.80s First Qtr: 30.70s Second Qtr: 30.30s Third Qtr: 30.60s Fourth Qtr: 30.60s

DATA TABLE: 800 / 400 Posi's are position from leader and (how wide the horse was at that position)

No	Horse	Plc	Mar	800 Posi	400 Posi	Time	3rd Qtr	4th Qt
4	GRACIAS	1	0.0m	0.0m (0)	0.0m (0)	3:16.00	30.60s	30.60s
5	GETOVERROVER	2	5.5m	8.5m (0)	9.5m (0)	3:16.44	30.68s	30.32s
8	EUROKASH	3	5.5m	13.3m (0)	13.2m (0)	3:16.44	30.60s	30.04s
9	GLOBAL FLIGHT	4	17.1m	8.8m (1)	14.7m (1)	3:17.37	31.06s	30.85s
2	DAIMYO	5	30.6m	3.7m (1)	8.9m (1)	3:18.45	31.00s	32.37s
7	CALL ME TROUBLE	6	31.4m	58.4m (0)	37.9m (1)	3:18.51	29.08s	30.23s
10	FIVE OCLOCK GERRY	7	33.5m	20.2m (1)	21.0m (1)	3:18.68	30.68s	31.68s
1	SALLY EM	8	60.4m	49.4m (0)	44.2m (1)	3:20.84	30.24s	32.08s
3	ALADDIN SANE	9	92.2m	4.3m (0)	4.7m (0)	3:23.38	30.64s	37.62s
6	HEAD EM UP	10	110.6m	14.9m (1)	38.9m (0)	3:24.86	32.44s	36.50s

Finish Position and metres gained

First Arrow shows distance gain/loss from 2nd Qtr to 3rd Qtr,
Second Arrow shows distance gain/loss from 3rd Qtr to Finish
Blue arrow indicates best gain in these quarters.



Marburg Race 5 Distance 2550m

Sunday, 19 October 2025



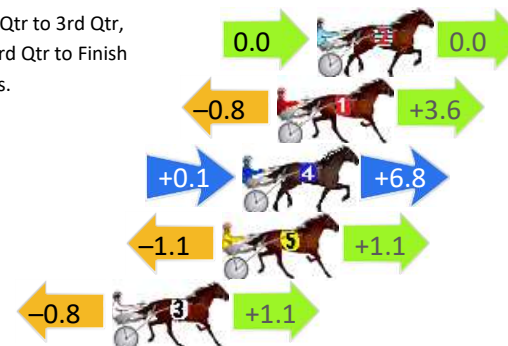
Gross Time: 3:12.00 MileRate: 2:01.20 LeadTime: 72.50s First Qtr: 30.50s Second Qtr: 29.80s Third Qtr: 29.40s Fourth Qtr: 29.80s

DATA TABLE: 800 / 400 Posi's are position from leader and (how wide the horse was at that position)

NoHorse	Plc	Mar	800 Posi	400 Posi	Time	3rd Qtr	4th Qt
2 MCGEE	1	0.0m	0.0m (0)	0.0m (0)	3:12.00	29.40s	29.80s
1 KODA DA MODA	2	1.6m	4.4m (0)	5.2m (0)	3:12.12	29.46s	29.54s
4 LOVE GUN	3	3.0m	9.9m (1)	9.8m (1)	3:12.23	29.40s	29.31s
5 MUFASA METRO	4	3.8m	3.8m (1)	4.9m (1)	3:12.30	29.48s	29.74s
3 MAJESTIC LAVROS	5	8.2m	8.5m (0)	9.3m (0)	3:12.64	29.46s	29.76s
6 BERRIESANDCHERRIES	6	246.1m	137.4m (0)	163.9m (0)	3:31.22	31.42s	36.96s

Finish Position and metres gained

First Arrow shows distance gain/loss from 2nd Qtr to 3rd Qtr,
Second Arrow shows distance gain/loss from 3rd Qtr to Finish
Blue arrow indicates best gain in these quarters.



Marburg Race 6 Distance 2200m

Sunday, 19 October 2025

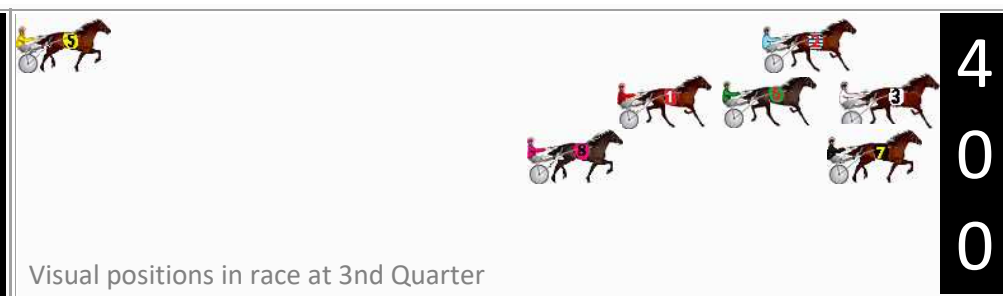

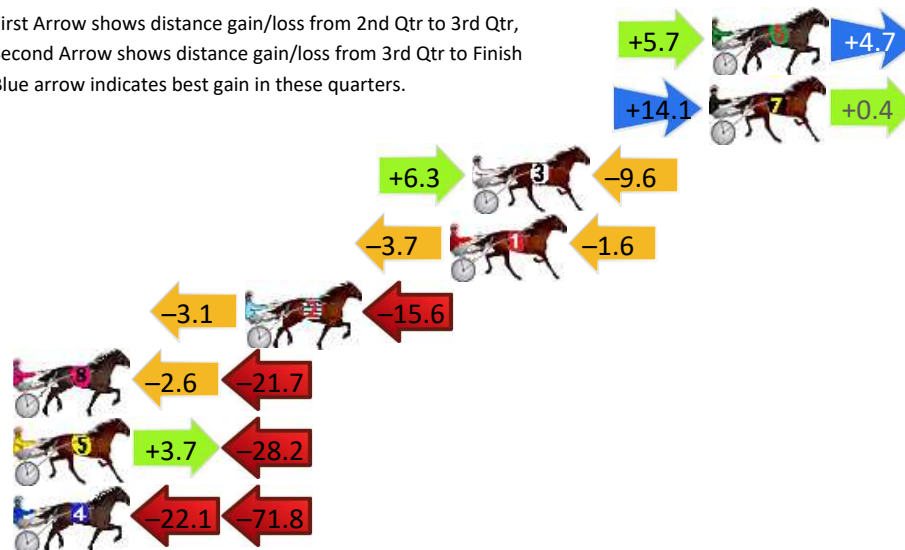
Gross Time: 2:53.40 MileRate: 2:06.30 LeadTime: 49.90s First Qtr: 31.00s Second Qtr: 30.90s Third Qtr: 31.30s Fourth Qtr: 30.30s

DATA TABLE: 800 / 400 Posi's are position from leader and (how wide the horse was at that position)

NoHorse	Plc	Mar	800 Posi	400 Posi	Time	3rd Qtr	4th Qt
6 GAIT WITH GRACE	1	0.0m	10.4m (1)	4.7m (1)	2:53.40	30.86s	29.94s
7 AHUNDREDPLUS	2	0.1m	14.6m (1)	0.5m (2)	2:53.41	30.22s	30.27s
3 DOWN SOUTH DAISY	3	9.6m	6.3m (1)	0.0m (1)	2:54.16	30.82s	31.06s
1 BUSTER DAN	4	10.5m	5.2m (0)	8.9m (1)	2:54.23	31.58s	30.45s
2 JUSTABITLIKESULLY	5	18.7m	0.0m (0)	3.1m (0)	2:54.88	31.54s	31.54s
8 SUPPLANTER	6	34.2m	9.9m (0)	12.5m (2)	2:56.11	31.50s	32.05s
5 OURPETABILT	7	82.3m	57.8m (0)	54.1m (0)	2:59.93	31.00s	32.69s
4 ORLANDO ROCK	8	212.1m	118.2m (0)	140.3m (0)	3:10.23	32.96s	36.39s

Finish Position and metres gained

First Arrow shows distance gain/loss from 2nd Qtr to 3rd Qtr,
Second Arrow shows distance gain/loss from 3rd Qtr to Finish
Blue arrow indicates best gain in these quarters.



Marburg Race 7 Distance 2200m

Sunday, 19 October 2025


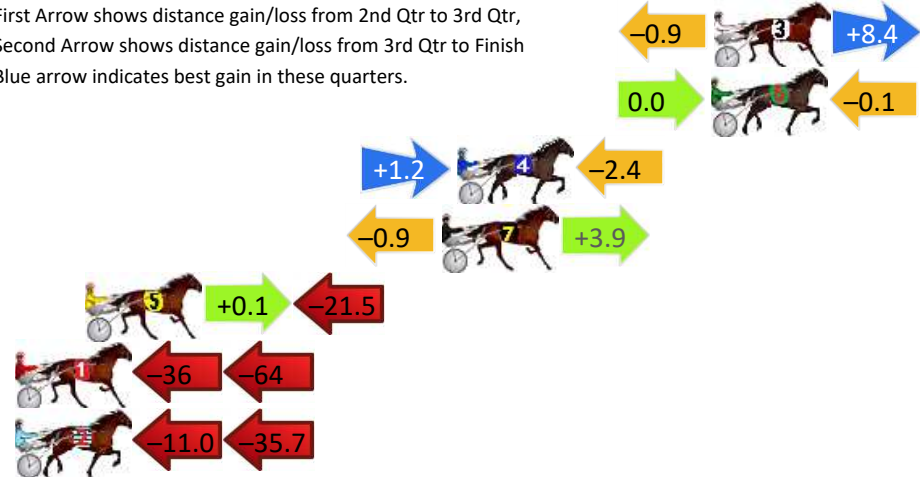
Gross Time: 2:51.00 MileRate: 2:04.60 LeadTime: 49.10s First Qtr: 30.00s Second Qtr: 30.80s Third Qtr: 30.10s Fourth Qtr: 31.00s

DATA TABLE: 800 / 400 Posi's are position from leader and (how wide the horse was at that position)

NoHorse	Plc	Mar	800 Posi	400 Posi	Time	3rd Qtr	4th Qt
3 CROOKWELL EYES	1	0.0m	7.5m (0)	8.4m (0)	2:51.00	30.18s	30.36s
6 NATTY PAGGER	2	0.1m	0.0m (0)	0.0m (0)	2:51.01	30.10s	31.01s
4 MILLY AN EYRE	3	10.3m	9.1m (1)	7.9m (1)	2:51.83	30.02s	31.23s
7 TUNBRIDGE	4	10.9m	13.9m (1)	14.8m (1)	2:51.88	30.18s	30.76s
5 WHIRLWIND WILBUR	5	25.2m	3.8m (1)	3.7m (1)	2:53.04	30.10s	32.76s
1 EN MASSE	6	103.0m	3.8m (0)	39.5m (2)	2:59.35	32.82s	36.35s
2 IM A GYPSY QUEEN	7	105.2m	58.5m (0)	69.5m (0)	2:59.53	31.00s	34.25s

Finish Position and metres gained

First Arrow shows distance gain/loss from 2nd Qtr to 3rd Qtr,
Second Arrow shows distance gain/loss from 3rd Qtr to Finish
Blue arrow indicates best gain in these quarters.



Powered by
PJ

Harness Analyser

Sectional Analysis Software
Not just form | Free Trial

www.facebook.com/PJHarnessRacing



RISE Digital, Harness Racing Australia nor the provider accepts any responsibility for the completeness or accuracy of any of the information contained herein, and makes no representations about its suitability for any particular purpose. Users should make their own judgements about those matters and/or seek independent advice. You assume all risks associated with use of data provided on this page

Marburg Race 8 Distance 2200m

Sunday, 19 October 2025

Gross Time: 2:59.80 MileRate: 2:11.60 LeadTime: 53.60s First Qtr: 32.50s Second Qtr: 32.70s Third Qtr: 30.90s Fourth Qtr: 30.10s

DATA TABLE: 800 / 400 Posi's are position from leader and (how wide the horse was at that position)

NoHorse	Plc	Mar	800 Posi	400 Posi	Time	3rd Qtr	4th Qt
5 SERENA LOVE	1	0.0m	2.1m (1)	1.6m (1)	2:59.80	30.86s	29.98s
1 THE RED MENACE	2	5.2m	5.2m (0)	5.5m (0)	3:00.21	30.92s	30.09s
3 SMOKEY BEAR	3	7.3m	0.0m (0)	0.0m (0)	3:00.38	30.90s	30.68s
6 NONIS GOLD CLASS	4	42.0m	12.0m (1)	12.1m (0)	3:03.11	30.90s	32.49s
4 GYM BUNNY	5	122.7m	6.8m (1)	16.9m (1)	3:09.47	31.66s	38.49s
2 PRINCE KENNY	6	378.5m	221.6m (0)	251.4m (0)	3:29.64	32.94s	40.88s

Finish Position and metres gained

First Arrow shows distance gain/loss from 2nd Qtr to 3rd Qtr,
Second Arrow shows distance gain/loss from 3rd Qtr to Finish
Blue arrow indicates best gain in these quarters.

