

# Marburg Race 1 Distance 1850m

Sunday, 26 October 2025


Gross Time: 2:21.60 MileRate: 2:03.20 LeadTime: 17.20s First Qtr: 31.80s Second Qtr: 33.00s Third Qtr: 30.00s Fourth Qtr: 29.60s

DATA TABLE: 800 / 400 Posi's are position from leader and (how wide the horse was at that position)

No	Horse	Plc	Mar	800 Posi	400 Posi	Time	3rd Qtr	4th Qt
2	COULD IT BE ME	1	0.0m	4.8m (1)	1.1m (1)	2:21.60	29.72s	29.52s
4	WRITE ABOUT ANGUS	2	0.5m	8.6m (1)	2.7m (2)	2:21.64	29.56s	29.44s
3	TAPTHEKEG	3	2.6m	0.0m (0)	0.0m (0)	2:21.80	30.00s	29.80s
1	BEYONSKI	4	2.8m	4.3m (0)	5.1m (1)	2:21.82	30.06s	29.44s
9	SCORES	5	6.5m	20.4m (2)	7.0m (2)	2:22.10	29.00s	29.58s
7	WILLROBY	6	13.3m	12.9m (1)	8.6m (1)	2:22.63	29.68s	29.99s
5	KIWI ROYALTY	7	15.1m	25.8m (2)	11.3m (2)	2:22.77	28.92s	29.93s
6	MANY DELIGHTS	8	22.2m	8.6m (0)	8.4m (0)	2:23.32	29.98s	30.70s
8	MY ULTIMATE HESTON	9	23.8m	16.6m (1)	12.7m (1)	2:23.45	29.70s	30.51s

## Finish Position and metres gained

First Arrow shows distance gain/loss from 2nd Qtr to 3rd Qtr, Second Arrow shows distance gain/loss from 3rd Qtr to Finish  
Blue arrow indicates best gain in these quarters.



800

Visual positions in race at 2nd Quarter



400

Visual positions in race at 3rd Quarter

# Marburg Race 2 Distance 1850m

Sunday, 26 October 2025


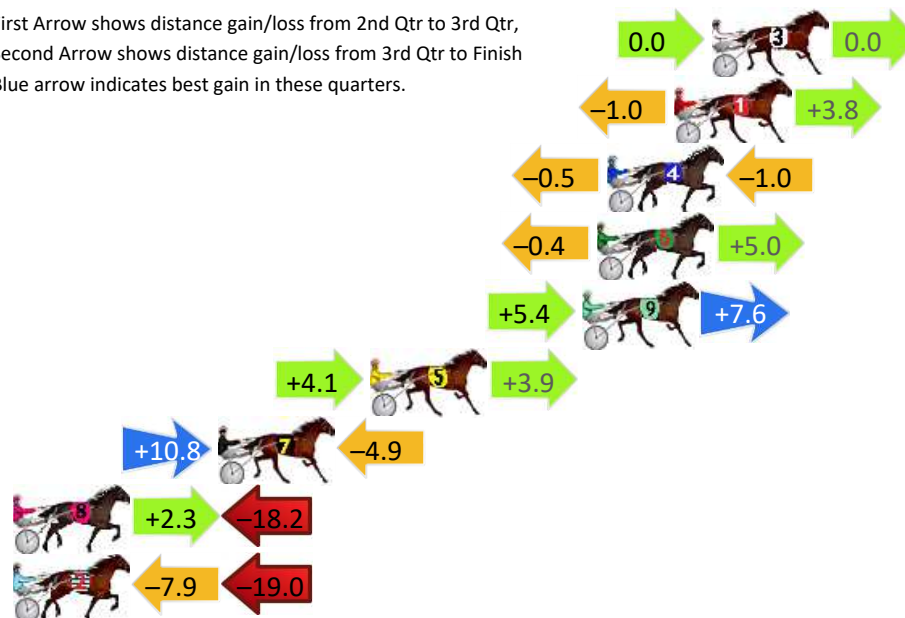
Gross Time: 2:18.90 MileRate: 2:00.80 LeadTime: 17.30s First Qtr: 29.40s Second Qtr: 31.80s Third Qtr: 29.70s Fourth Qtr: 30.70s

DATA TABLE: 800 / 400 Posi's are position from leader and (how wide the horse was at that position)

No	Horse	Plc	Mar	800 Posi	400 Posi	Time	3rd Qtr	4th Qt
3	MONTANA ONE	1	0.0m	0.0m (0)	0.0m (0)	2:18.90	29.70s	30.70s
1	BLACK GEMSTONE	2	1.5m	4.3m (0)	5.3m (0)	2:19.02	29.78s	30.42s
4	THE BLACK FOX	3	4.2m	2.7m (1)	3.2m (1)	2:19.24	29.74s	30.80s
6	TODAYS HERO	4	4.6m	9.2m (0)	9.6m (0)	2:19.27	29.74s	30.35s
9	CAPTAIN OH CAPTAIN	5	5.2m	18.2m (2)	12.8m (2)	2:19.32	29.32s	30.16s
5	ESTIVAL	6	13.7m	21.7m (2)	17.6m (2)	2:20.00	29.42s	30.48s
7	NIGHT NINJA	7	19.8m	25.7m (2)	14.9m (0)	2:20.49	28.92s	31.17s
8	MY ULTIMATE LOUIE	8	29.7m	13.8m (2)	11.5m (1)	2:21.29	29.54s	32.23s
2	TAKIDAH	9	36.1m	9.2m (1)	17.1m (1)	2:21.80	30.30s	32.32s

## Finish Position and metres gained

First Arrow shows distance gain/loss from 2nd Qtr to 3rd Qtr,  
Second Arrow shows distance gain/loss from 3rd Qtr to Finish  
Blue arrow indicates best gain in these quarters.



Visual positions in race at 2nd Quarter



Visual positions in race at 3rd Quarter

# Marburg Race 3 Distance 1850m

Sunday, 26 October 2025



Gross Time: 2:20.50 MileRate: 2:02.20 LeadTime: 17.30s First Qtr: 30.90s Second Qtr: 32.20s Third Qtr: 30.00s Fourth Qtr: 30.10s

DATA TABLE: 800 / 400 Posi's are position from leader and (how wide the horse was at that position)

No	Horse	Plc	Mar	800 Posi	400 Posi	Time	3rd Qtr	4th Qt
1	ITS A SPONGE DARL	1	0.0m	0.0m (0)	0.0m (0)	2:20.50	30.00s	30.10s
2	WICKED MACK	2	8.7m	1.6m (1)	1.6m (1)	2:21.19	30.00s	30.67s
6	GLENEAGLE HUNTER	3	11.2m	4.3m (0)	4.3m (0)	2:21.38	30.00s	30.66s
3	FEARLESS DOLLY	4	11.5m	7.0m (1)	7.0m (1)	2:21.41	30.00s	30.49s
7	OUR LITTLE BANJO	5	19.2m	8.6m (0)	8.6m (0)	2:22.01	30.00s	30.97s
9	BOSTON FIRE	6	25.4m	15.6m (1)	15.0m (2)	2:22.50	29.96s	30.98s
5	AURELIE	7	25.5m	24.7m (2)	15.5m (3)	2:22.51	29.32s	30.95s
8	CAPTAIN MIKI	8	33.3m	11.8m (1)	10.7m (2)	2:23.13	29.92s	31.93s
4	KIPCHOGE	9	48.8m	20.4m (1)	21.4m (1)	2:24.35	30.08s	32.35s

## Finish Position and metres gained

First Arrow shows distance gain/loss from 2nd Qtr to 3rd Qtr,  
Second Arrow shows distance gain/loss from 3rd Qtr to Finish  
Blue arrow indicates best gain in these quarters.



Visual positions in race at 2nd Quarter



Visual positions in race at 3rd Quarter

# Marburg Race 4 Distance 1850m

Sunday, 26 October 2025

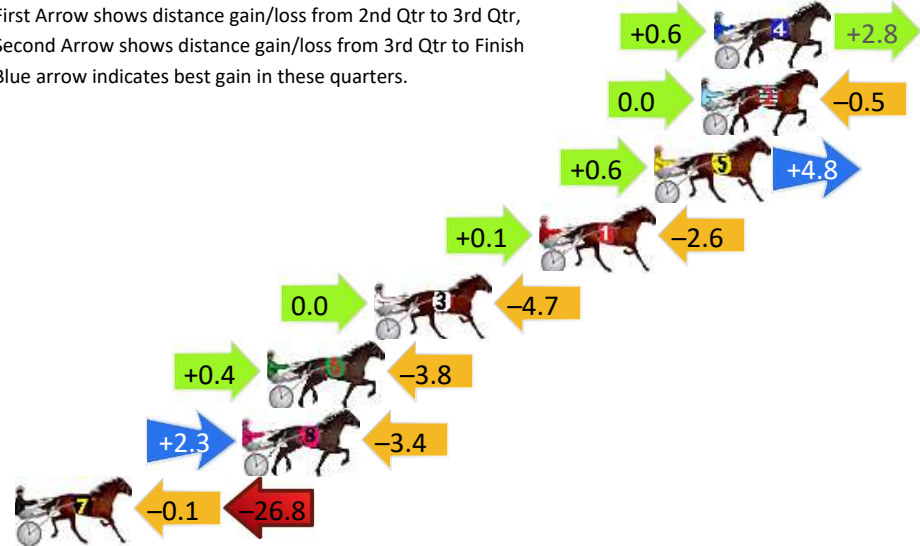
Gross Time: 2:18.70 MileRate: 2:00.60 LeadTime: 16.80s First Qtr: 31.20s Second Qtr: 32.50s Third Qtr: 28.90s Fourth Qtr: 29.30s

DATA TABLE: 800 / 400 Posi's are position from leader and (how wide the horse was at that position)

NoHorse	Plc	Mar	800 Posi	400 Posi	Time	3rd Qtr	4th Qt
4 RISSOLES	1	0.0m	3.4m (1)	2.8m (1)	2:18.70	28.86s	29.10s
2 ICANANDIWILL	2	0.5m	0.0m (0)	0.0m (0)	2:18.74	28.90s	29.34s
5 LUVN OSMAN	3	2.4m	7.8m (1)	7.2m (1)	2:18.88	28.86s	28.96s
1 SAYCHELLES	4	7.0m	4.5m (0)	4.4m (0)	2:19.24	28.90s	29.52s
3 LUCKY TO BE A LAAG	5	13.6m	8.9m (0)	8.9m (0)	2:19.75	28.90s	29.71s
6 BOLD PERSONALITY	6	17.9m	14.5m (0)	14.1m (0)	2:20.08	28.88s	29.66s
8 WEE BONNIE	7	18.9m	17.8m (1)	15.5m (2)	2:20.15	28.74s	29.63s
7 BELMER BETTY	8	40.6m	13.7m (1)	13.8m (1)	2:21.82	28.92s	31.42s

## Finish Position and metres gained

First Arrow shows distance gain/loss from 2nd Qtr to 3rd Qtr,  
Second Arrow shows distance gain/loss from 3rd Qtr to Finish  
Blue arrow indicates best gain in these quarters.



800

Visual positions in race at 2nd Quarter



400

Visual positions in race at 3rd Quarter



Powered by



Harness Analyser

Sectional Analysis Software

Not just form | Free Trial

[www.facebook.com/PJHarnessRacing](http://www.facebook.com/PJHarnessRacing)



RISE Digital, Harness Racing Australia nor the provider accepts any responsibility for the completeness or accuracy of any of the information contained herein, and makes no representations about its suitability for any particular purpose. Users should make their own judgements about those matters and/or seek independent advice. You assume all risks associated with use of data provided on this page



# Marburg Race 5 Distance 2200m

Sunday, 26 October 2025


Gross Time: 2:47.00 MileRate: 2:02.20 LeadTime: 44.30s First Qtr: 31.40s Second Qtr: 31.60s Third Qtr: 29.50s Fourth Qtr: 30.20s

DATA TABLE: 800 / 400 Posi's are position from leader and (how wide the horse was at that position)

NoHorse	Plc	Mar	800 Posi	400 Posi	Time	3rd Qtr	4th Qt
9 SAINT LOUIS BEAT	1	0.0m	12.0m (1)	0.0m (2)	2:47.00	28.62s	30.20s
8 MAJOR SLIP UP	2	12.0m	2.5m (1)	1.6m (1)	2:47.95	29.44s	31.03s
5 SHADYS DELIGHT	3	14.1m	16.1m (1)	6.5m (2)	2:48.11	28.80s	30.83s
6 MY ULTIMATE RUDI	4	15.1m	12.8m (0)	12.4m (1)	2:48.19	29.48s	30.47s
7 SHAKATIE	5	17.5m	8.7m (0)	12.4m (0)	2:48.38	29.78s	30.66s
3 VICTREE ATOM	6	17.6m	7.6m (1)	6.7m (1)	2:48.39	29.44s	31.09s
2 DASHNDOT	7	29.2m	4.9m (0)	8.4m (0)	2:49.31	29.76s	31.89s
1 ULTIMATE HUNTER	8	37.0m	0.0m (0)	3.8m (0)	2:49.93	29.78s	32.85s

## Finish Position and metres gained

First Arrow shows distance gain/loss from 2nd Qtr to 3rd Qtr, Second Arrow shows distance gain/loss from 3rd Qtr to Finish  
Blue arrow indicates best gain in these quarters.



800

Visual positions in race at 2nd Quarter



400

Visual positions in race at 3rd Quarter

# Marburg Race 6 Distance 2200m

Sunday, 26 October 2025

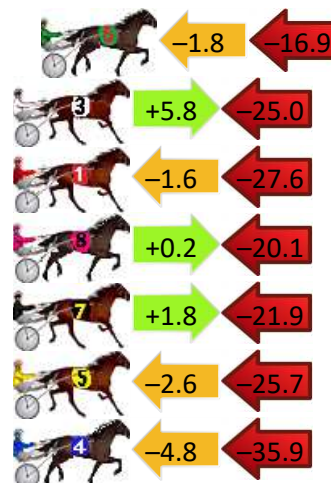
Gross Time: 2:45.20 MileRate: 2:00.80 LeadTime: 43.00s First Qtr: 30.20s Second Qtr: 30.90s Third Qtr: 30.60s Fourth Qtr: 30.50s

DATA TABLE: 800 / 400 Posi's are position from leader and (how wide the horse was at that position)

No	Horse	Plc	Mar	800 Posi	400 Posi	Time	3rd Qtr	4th Qt
9	MISTER DELWIN	1	0.0m	17.9m (2)	8.4m (2)	2:45.20	29.88s	29.86s
2	ERASMUS	2	3.2m	0.0m (0)	0.0m (0)	2:45.46	30.60s	30.76s
6	SPECIALANDIKNOWIT	3	26.9m	8.2m (0)	10.0m (0)	2:47.35	30.74s	31.89s
3	MAJOR GENERALJUJON	4	32.4m	13.2m (2)	7.4m (1)	2:47.79	30.16s	32.53s
1	ALWAYSMISSINGYOU	5	33.4m	4.2m (0)	5.8m (0)	2:47.87	30.72s	32.73s
8	MELTON SCHLEGER	6	34.6m	14.7m (0)	14.5m (0)	2:47.96	30.58s	32.16s
7	FILLY THIRTEEN	7	36.4m	16.3m (1)	14.5m (2)	2:48.11	30.46s	32.31s
5	AQUA CRUISER	8	47.8m	19.5m (0)	22.1m (0)	2:49.02	30.80s	32.64s
4	OUR DOLLY	9	49.1m	8.4m (1)	13.2m (1)	2:49.12	30.96s	33.42s

## Finish Position and metres gained

First Arrow shows distance gain/loss from 2nd Qtr to 3rd Qtr, Second Arrow shows distance gain/loss from 3rd Qtr to Finish Blue arrow indicates best gain in these quarters.



800

Visual positions in race at 2nd Quarter



400

Visual positions in race at 3rd Quarter

# Marburg Race 7 Distance 2200m

Sunday, 26 October 2025

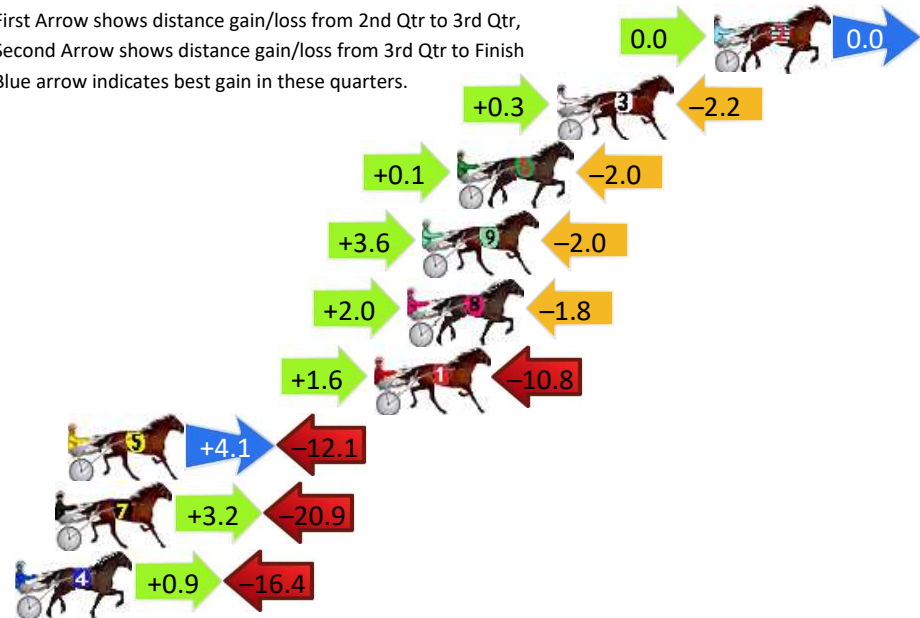
Gross Time: 2:46.30 MileRate: 2:01.70 LeadTime: 43.30s First Qtr: 32.20s Second Qtr: 32.40s Third Qtr: 29.60s Fourth Qtr: 28.80s

DATA TABLE: 800 / 400 Posi's are position from leader and (how wide the horse was at that position)

NoHorse	Plc	Mar	800 Posi	400 Posi	Time	3rd Qtr	4th Qt
2 ONE LAST ROLL	1	0.0m	0.0m (0)	0.0m (0)	2:46.30	29.60s	28.80s
3 VINCENT TIME	2	6.3m	4.4m (0)	4.1m (0)	2:46.78	29.58s	28.98s
6 B MAC C	3	10.3m	8.4m (0)	8.3m (0)	2:47.08	29.58s	28.98s
9 KRAFTY CANDY	4	11.7m	13.3m (1)	9.7m (2)	2:47.18	29.32s	28.98s
8 DOOO DONT THINK	5	12.3m	12.5m (0)	10.5m (1)	2:47.23	29.44s	28.97s
1 MERGE RIGHT	6	13.6m	4.4m (1)	2.8m (1)	2:47.33	29.48s	29.63s
5 LETS GO BAILEY	7	25.9m	17.9m (1)	13.8m (2)	2:48.26	29.28s	29.76s
7 KEAYANG FROGGY	8	26.4m	8.7m (1)	5.5m (2)	2:48.30	29.36s	30.40s
4 TURBO TOMMY	9	31.8m	16.3m (0)	15.4m (1)	2:48.70	29.52s	30.08s

## Finish Position and metres gained

First Arrow shows distance gain/loss from 2nd Qtr to 3rd Qtr,  
Second Arrow shows distance gain/loss from 3rd Qtr to Finish  
Blue arrow indicates best gain in these quarters.



800

Visual positions in race at 2nd Quarter



400

Visual positions in race at 3rd Quarter



Powered by



Harness Analyser

Sectional Analysis Software

Not just form | Free Trial

[www.facebook.com/PJHarnessRacing](http://www.facebook.com/PJHarnessRacing)



RISE Digital, Harness Racing Australia nor the provider accepts any responsibility for the completeness or accuracy of any of the information contained herein, and makes no representations about its suitability for any particular purpose. Users should make their own judgements about those matters and/or seek independent advice. You assume all risks associated with use of data provided on this page

# Marburg Race 8 Distance 1850m

Sunday, 26 October 2025


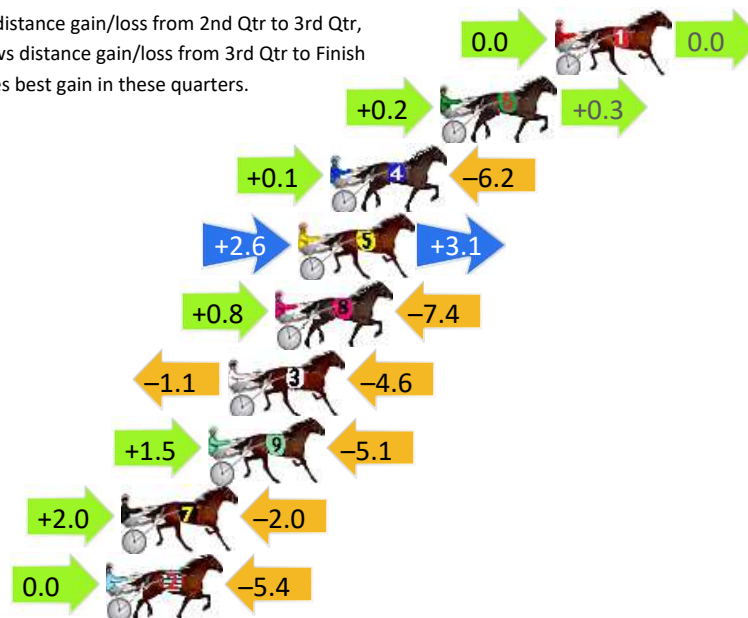
Gross Time: 2:17.80 MileRate: 1:59.90 LeadTime: 16.80s First Qtr: 30.10s Second Qtr: 32.20s Third Qtr: 28.20s Fourth Qtr: 30.50s

DATA TABLE: 800 / 400 Posi's are position from leader and (how wide the horse was at that position)

NoHorse	Plc	Mar	800 Posi	400 Posi	Time	3rd Qtr	4th Qt
1 BRIAN CHRISTOPHER	1	0.0m	0.0m (0)	0.0m (0)	2:17.80	28.20s	30.50s
6 GALVARINO	2	4.6m	5.1m (0)	4.9m (0)	2:18.17	28.20s	30.51s
4 LYDIAS ART	3	9.0m	2.9m (1)	2.8m (1)	2:18.52	28.20s	31.02s
5 ASCOT SHOWTIME	4	10.3m	16.0m (0)	13.4m (0)	2:18.62	28.06s	30.34s
8 TAYLORS FOUR	5	11.2m	4.6m (2)	3.8m (2)	2:18.69	28.16s	31.11s
3 OUR AUNTY PENNY	6	13.1m	7.4m (1)	8.5m (1)	2:18.85	28.30s	30.93s
9 CAPTAIN FOXTROT	7	13.9m	10.3m (0)	8.8m (0)	2:18.91	28.12s	30.97s
7 BEER MONEY	8	17.4m	17.4m (1)	15.4m (2)	2:19.19	28.10s	30.77s
2 HANOVER LECTER	9	18.0m	12.6m (1)	12.6m (1)	2:19.24	28.24s	31.02s


## Finish Position and metres gained

First Arrow shows distance gain/loss from 2nd Qtr to 3rd Qtr,  
Second Arrow shows distance gain/loss from 3rd Qtr to Finish  
Blue arrow indicates best gain in these quarters.



800

Visual positions in race at 2nd Quarter



400

Visual positions in race at 3rd Quarter

