

Marburg Race 1 Distance 1850m

Sunday, 9 November 2025


Gross Time: 2:16.70 MileRate: 1:58.90 LeadTime: 16.00s First Qtr: 31.20s Second Qtr: 30.50s Third Qtr: 29.30s Fourth Qtr: 29.70s

DATA TABLE: 800 / 400 Posi's are position from leader and (how wide the horse was at that position)

NoHorse	Plc	Mar	800 Posi	400 Posi	Time	3rd Qtr	4th Qt
2 PIPPAS LITTLE GEM	1	0.0m	0.0m (0)	0.0m (0)	2:16.70	29.30s	29.70s
9 DIAMANTINA DAISY	2	2.2m	13.5m (1)	8.2m (2)	2:16.87	28.92s	29.27s
5 MULLUM JUDITH	3	4.8m	4.4m (0)	4.1m (0)	2:17.07	29.28s	29.77s
4 OUR ULTIMATE BEATY	4	6.8m	3.3m (1)	2.2m (1)	2:17.23	29.22s	30.07s
6 FEARLESS DOLLY	5	9.0m	18.1m (1)	14.7m (2)	2:17.40	29.06s	29.32s
7 THREEOEIGHT	6	11.3m	8.2m (1)	8.7m (1)	2:17.58	29.34s	29.94s
8 ROCKNROLL KNIGHT	7	12.1m	14.3m (0)	15.3m (1)	2:17.64	29.38s	29.52s
3 OUR LITTLE BANJO	8	41.4m	9.3m (0)	12.6m (0)	2:19.92	29.54s	32.00s

Finish Position and metres gained

First Arrow shows distance gain/loss from 2nd Qtr to 3rd Qtr,
Second Arrow shows distance gain/loss from 3rd Qtr to Finish
Blue arrow indicates best gain in these quarters.



800

Visual positions in race at 2nd Quarter



400

Visual positions in race at 3rd Quarter



Marburg Race 2 Distance 1850m

Sunday, 9 November 2025



Gross Time: 2:18.40 MileRate: 2:00.40 LeadTime: 17.10s First Qtr: 30.50s Second Qtr: 31.30s Third Qtr: 29.80s Fourth Qtr: 29.70s

DATA TABLE: 800 / 400 Posi's are position from leader and (how wide the horse was at that position)


No	Horse	Plc	Mar	800 Posi	400 Posi	Time	3rd Qtr	4th Qt
4	ULTIMATE HUNTER	1	0.0m	3.2m (1)	2.2m (1)	2:18.40	29.72s	29.54s
2	MOLLIDOR	2	1.5m	0.0m (0)	0.0m (0)	2:18.52	29.80s	29.82s
7	ESTIVAL	3	5.8m	8.6m (0)	8.4m (0)	2:18.85	29.78s	29.53s
8	CAPTAIN OH CAPTAIN	4	10.4m	15.9m (1)	9.7m (2)	2:19.21	29.34s	29.79s
6	ROCCO VARIETY	5	11.0m	4.3m (0)	4.3m (0)	2:19.26	29.80s	30.24s
3	DOOLITTLE DAYS	6	12.8m	7.6m (1)	7.0m (1)	2:19.40	29.76s	30.18s
5	SPORTY AZZ	7	14.9m	11.9m (1)	11.6m (1)	2:19.56	29.78s	30.00s
9	UNIT FORTY ONE	8	43.4m	57.8m (0)	37.9m (0)	2:21.78	28.32s	30.28s

Finish Position and metres gained

First Arrow shows distance gain/loss from 2nd Qtr to 3rd Qtr,
Second Arrow shows distance gain/loss from 3rd Qtr to Finish
Blue arrow indicates best gain in these quarters.



Visual positions in race at 2nd Quarter



Visual positions in race at 3rd Quarter

Marburg Race 3 Distance 1850m

Sunday, 9 November 2025


Gross Time: 2:17.50 MileRate: 1:59.60 LeadTime: 16.80s First Qtr: 31.20s Second Qtr: 31.40s Third Qtr: 29.20s Fourth Qtr: 28.90s

DATA TABLE: 800 / 400 Posi's are position from leader and (how wide the horse was at that position)

No	Horse	Plc	Mar	800 Posi	400 Posi	Time	3rd Qtr	4th Qt
4	BRONX	1	0.0m	0.0m (0)	0.0m (0)	2:17.50	29.20s	28.90s
8	ROSIES BOY	2	13.6m	12.7m (1)	10.5m (2)	2:18.53	29.04s	29.17s
1	SKYLAR BREE	3	14.7m	4.4m (0)	5.5m (0)	2:18.61	29.28s	29.61s
2	SAYCHELLES	4	19.4m	8.8m (0)	9.7m (0)	2:18.97	29.26s	29.67s
7	IM HERE TO PARTY	5	20.4m	8.3m (1)	5.0m (1)	2:19.05	28.96s	30.09s
9	DREAMTIME NALA	6	24.4m	17.1m (1)	16.6m (1)	2:19.35	29.16s	29.55s
5	THREEFIVEONE	7	24.8m	3.9m (1)	10.0m (1)	2:19.38	29.64s	30.06s
3	LUCKY TO BE A LAAG	8	31.8m	18.2m (0)	23.3m (1)	2:19.91	29.56s	29.63s
6	BASILS BLACKSPARRA	9	35.4m	13.8m (0)	19.4m (0)	2:20.18	29.60s	30.18s


Finish Position and metres gained

First Arrow shows distance gain/loss from 2nd Qtr to 3rd Qtr, Second Arrow shows distance gain/loss from 3rd Qtr to Finish
Blue arrow indicates best gain in these quarters.



800

Visual positions in race at 2nd Quarter



400

Visual positions in race at 3rd Quarter



Powered by



Harness Analyser

Sectional Analysis Software

Not just form | Free Trial

www.facebook.com/PJHarnessRacing



RISE Digital, Harness Racing Australia nor the provider accepts any responsibility for the completeness or accuracy of any of the information contained herein, and makes no representations about its suitability for any particular purpose. Users should make their own judgements about those matters and/or seek independent advice. You assume all risks associated with use of data provided on this page

Marburg Race 4 Distance 1850m

Sunday, 9 November 2025

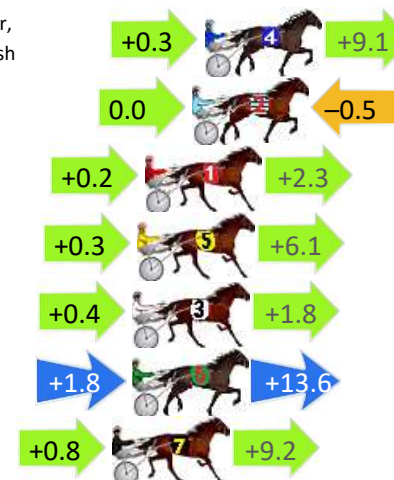
Gross Time: 2:15.30 MileRate: 1:57.70 LeadTime: 16.20s First Qtr: 30.10s Second Qtr: 30.40s Third Qtr: 28.20s Fourth Qtr: 30.40s

DATA TABLE: 800 / 400 Posi's are position from leader and (how wide the horse was at that position)

NoHorse	Plc	Mar	800 Posi	400 Posi	Time	3rd Qtr	4th Qt
4 KRAFTY CANDY	1	0.0m	9.4m (1)	9.1m (1)	2:15.30	28.20s	29.74s
2 MERRY JEWEL	2	0.5m	0.0m (0)	0.0m (0)	2:15.34	28.20s	30.44s
1 ASCOT SHOWTIME	3	2.4m	4.9m (0)	4.7m (0)	2:15.49	28.20s	30.25s
5 NAUTIE GALVINATOR	4	2.7m	9.1m (0)	8.8m (0)	2:15.51	28.20s	29.97s
3 ONE LAST ROLL	5	2.9m	5.1m (1)	4.7m (1)	2:15.53	28.18s	30.29s
6 VINCENT TIME	6	2.9m	18.3m (1)	16.5m (0)	2:15.53	28.12s	29.43s
7 IGNITE THE FIRE	7	3.7m	13.7m (1)	12.9m (1)	2:15.59	28.18s	29.75s

Finish Position and metres gained

First Arrow shows distance gain/loss from 2nd Qtr to 3rd Qtr,
Second Arrow shows distance gain/loss from 3rd Qtr to Finish
Blue arrow indicates best gain in these quarters.



800

Visual positions in race at 2nd Quarter



400

Visual positions in race at 3rd Quarter



Powered by



Harness Analyser

Sectional Analysis Software

Not just form | Free Trial

www.facebook.com/PJHarnessRacing



RISE Digital, Harness Racing Australia nor the provider accepts any responsibility for the completeness or accuracy of any of the information contained herein, and makes no representations about its suitability for any particular purpose. Users should make their own judgements about those matters and/or seek independent advice. You assume all risks associated with use of data provided on this page

Marburg Race 5 Distance 1850m

Sunday, 9 November 2025


Gross Time: 2:17.80 MileRate: 1:59.90 LeadTime: 16.40s First Qtr: 32.20s Second Qtr: 30.50s Third Qtr: 28.40s Fourth Qtr: 30.30s

DATA TABLE: 800 / 400 Posi's are position from leader and (how wide the horse was at that position)

No	Horse	Plc	Mar	800 Posi	400 Posi	Time	3rd Qtr	4th Qt
1	BLACK GEMSTONE	1	0.0m	5.1m (0)	6.3m (0)	2:17.80	28.50s	29.84s
6	SAMMYS SECRET	2	0.8m	9.9m (0)	9.3m (1)	2:17.86	28.38s	29.68s
5	ROCKNROLL DA GAMA	3	5.9m	14.5m (0)	14.3m (0)	2:18.27	28.42s	29.73s
2	MY ULTIMATE HESTON	4	13.0m	0.0m (0)	0.0m (0)	2:18.83	28.40s	31.33s
8	DOC HARVEY	5	15.3m	18.7m (1)	19.2m (0)	2:19.01	28.48s	30.11s
3	WILLROBY	6	22.2m	10.8m (1)	17.0m (1)	2:19.56	28.88s	30.82s
9	WRITE ABOUT ANGUS	7	26.8m	23.8m (1)	23.6m (1)	2:19.93	28.44s	30.71s
4	SOMEONES WATCHING	8	33.0m	5.4m (1)	12.6m (2)	2:20.42	28.94s	32.00s
7	TARIFA GIRL	9	34.5m	15.3m (2)	21.4m (2)	2:20.54	28.88s	31.48s

Finish Position and metres gained

First Arrow shows distance gain/loss from 2nd Qtr to 3rd Qtr,
Second Arrow shows distance gain/loss from 3rd Qtr to Finish
Blue arrow indicates best gain in these quarters.



800

Visual positions in race at 2nd Quarter



400

Visual positions in race at 3rd Quarter

Marburg Race 6 Distance 1850m

Sunday, 9 November 2025

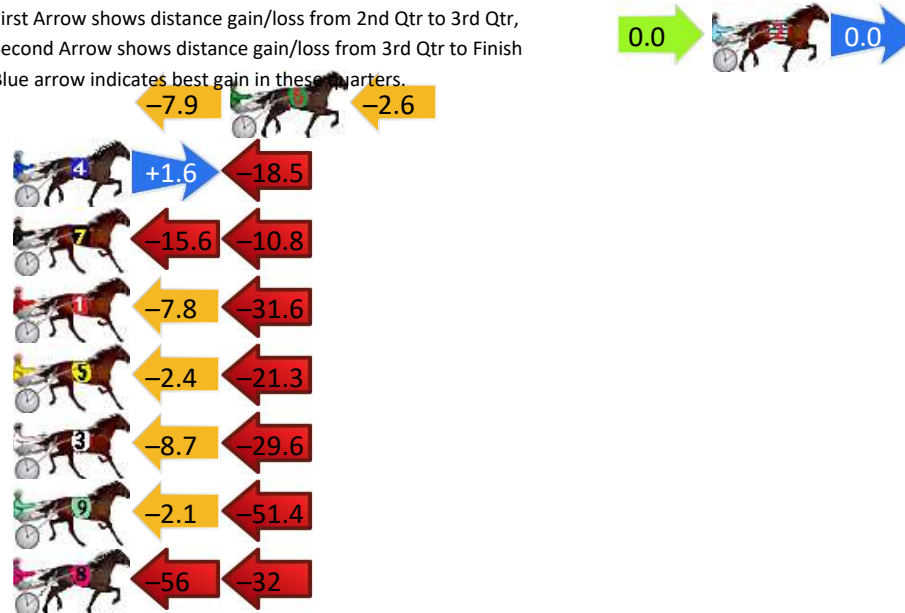
Gross Time: 2:15.30 MileRate: 1:57.70 LeadTime: 15.70s First Qtr: 31.60s Second Qtr: 30.20s Third Qtr: 28.40s Fourth Qtr: 29.40s

DATA TABLE: 800 / 400 Posi's are position from leader and (how wide the horse was at that position)

No	Horse	Plc	Mar	800 Posi	400 Posi	Time	3rd Qtr	4th Qt
2	ERASMUS	1	0.0m	0.0m (0)	0.0m (0)	2:15.30	28.40s	29.40s
6	SPECIALANDIKNOWIT	2	19.3m	8.8m (0)	16.7m (0)	2:16.79	28.98s	29.69s
4	BURNS BAY	3	31.9m	15.0m (1)	13.4m (1)	2:17.76	28.30s	30.90s
7	BATMAN BART	4	40.3m	13.9m (0)	29.5m (0)	2:18.41	29.54s	30.39s
1	MISTER HART	5	43.9m	4.5m (0)	12.3m (0)	2:18.68	28.96s	31.90s
5	HES REGAL	6	46.9m	23.2m (1)	25.6m (1)	2:18.92	28.60s	31.18s
3	FILLY THIRTEEN	7	48.8m	10.5m (1)	19.2m (1)	2:19.06	29.04s	31.78s
9	HIGHVIEW SADLER	8	72.8m	19.3m (1)	21.4m (0)	2:20.91	28.58s	33.47s
8	OUTER CHANGE	9	91.4m	4.5m (1)	59.6m (1)	2:22.35	32.36s	32.17s

Finish Position and metres gained

First Arrow shows distance gain/loss from 2nd Qtr to 3rd Qtr, Second Arrow shows distance gain/loss from 3rd Qtr to Finish. Blue arrow indicates best gain in these quarters.



800

Visual positions in race at 2nd Quarter



400

Visual positions in race at 3rd Quarter

Marburg Race 7 Distance 2200m

Sunday, 9 November 2025


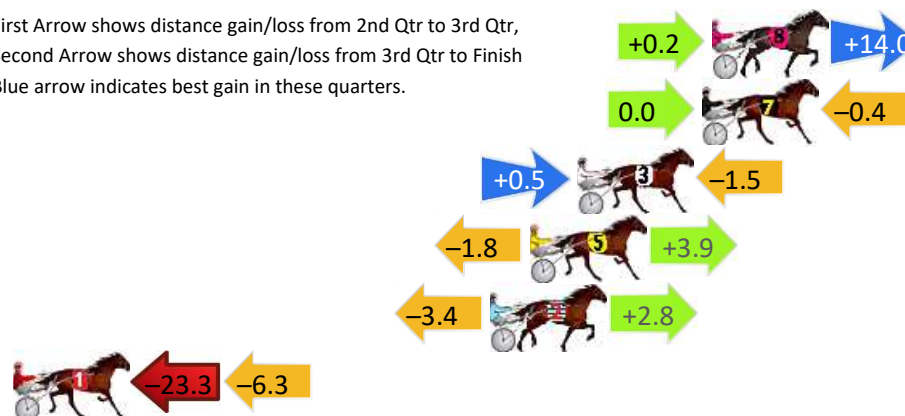
Gross Time: 2:47.70 MileRate: 2:01.50 LeadTime: 47.70s First Qtr: 31.30s Second Qtr: 31.00s Third Qtr: 27.30s Fourth Qtr: 30.40s

DATA TABLE: 800 / 400 Posi's are position from leader and (how wide the horse was at that position)

NoHorse	Plc	Mar	800 Posi	400 Posi	Time	3rd Qtr	4th Qt
8 MISTY CREEK	1	0.0m	14.2m (1)	14.0m (2)	2:47.70	27.34s	29.40s
7 WITHOUTHETUHU	2	0.4m	0.0m (0)	0.0m (0)	2:47.73	27.30s	30.43s
3 THE TIGER ARMY	3	5.4m	4.4m (1)	3.9m (1)	2:48.13	27.28s	30.55s
5 AZOR AHAI	4	7.3m	9.4m (1)	11.2m (1)	2:48.28	27.46s	30.18s
2 IDEAL TIGER	5	8.9m	8.3m (0)	11.7m (0)	2:48.41	27.58s	30.27s
1 MAJOR SLIP UP	6	73.8m	44.2m (0)	67.5m (0)	2:53.57	29.14s	31.43s

Finish Position and metres gained

First Arrow shows distance gain/loss from 2nd Qtr to 3rd Qtr,
Second Arrow shows distance gain/loss from 3rd Qtr to Finish
Blue arrow indicates best gain in these quarters.



Marburg Race 8 Distance 1850m

Sunday, 9 November 2025

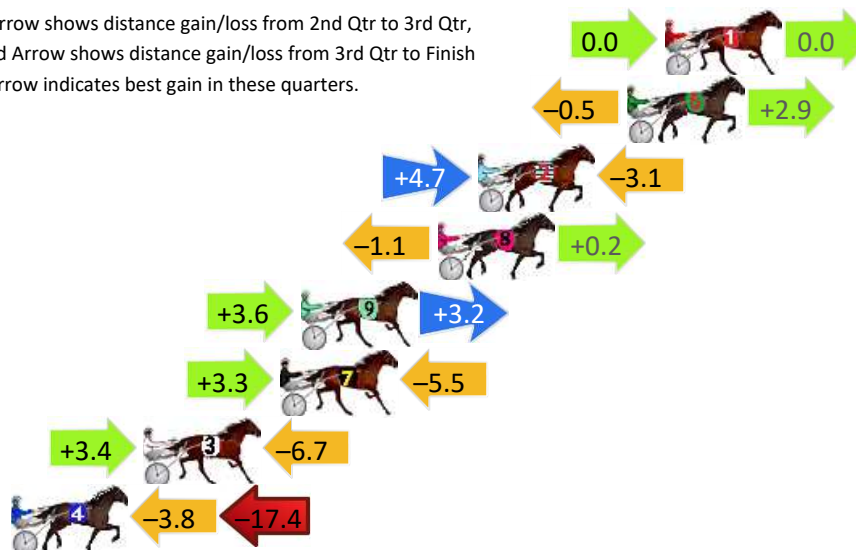
Gross Time: 2:15.40 MileRate: 1:57.80 LeadTime: 16.80s First Qtr: 29.70s Second Qtr: 30.10s Third Qtr: 29.30s Fourth Qtr: 29.50s

DATA TABLE: 800 / 400 Posi's are position from leader and (how wide the horse was at that position)

NoHorse	Plc	Mar	800 Posi	400 Posi	Time	3rd Qtr	4th Qt
1 SHAKATIE	1	0.0m	0.0m (0)	0.0m (0)	2:15.40	29.30s	29.50s
6 OUR DOLLY	2	1.5m	3.9m (0)	4.4m (0)	2:15.52	29.34s	29.30s
2 GALVARINO	3	7.5m	9.1m (1)	4.4m (1)	2:15.98	28.96s	29.76s
8 GRACENAVA	4	9.1m	8.2m (0)	9.3m (0)	2:16.10	29.38s	29.52s
9 MARKSMAN	5	14.6m	21.4m (1)	17.8m (1)	2:16.53	29.04s	29.33s
7 MY ULTIMATE RUDI	6	15.4m	13.2m (1)	9.9m (2)	2:16.59	29.06s	29.97s
3 SKIPPERS SWAN SONG	7	20.9m	17.6m (1)	14.2m (2)	2:17.02	29.06s	30.08s
4 AQUA CRUISER	8	26.2m	5.0m (1)	8.8m (1)	2:17.43	29.58s	30.89s

Finish Position and metres gained

First Arrow shows distance gain/loss from 2nd Qtr to 3rd Qtr,
Second Arrow shows distance gain/loss from 3rd Qtr to Finish
Blue arrow indicates best gain in these quarters.



800

Visual positions in race at 2nd Quarter



400

Visual positions in race at 3rd Quarter