

Marburg Race 1 Distance 1850m

Sunday, 7 December 2025



Gross Time: 2:21.00 MileRate: 2:02.60 LeadTime: 17.70s First Qtr: 31.80s Second Qtr: 32.50s Third Qtr: 29.20s Fourth Qtr: 29.80s

DATA TABLE: 800 / 400 Posi's are position from leader and (how wide the horse was at that position)

No	Horse	Plc	Mar	800 Posi	400 Posi	Time	3rd Qtr	4th Qt
2	MULLUM JUDITH	1	0.0m	0.0m (0)	0.0m (0)	2:21.00	29.20s	29.80s
1	BETTY WINKLE	2	9.9m	4.4m (0)	5.2m (0)	2:21.77	29.26s	30.19s
3	JOVIAL JODI	3	11.9m	5.0m (1)	4.9m (1)	2:21.93	29.20s	30.37s
7	RANGER RON	4	12.2m	9.4m (1)	9.3m (1)	2:21.95	29.20s	30.07s
6	HAPPY HOUR TIME	5	14.1m	8.8m (0)	9.6m (0)	2:22.10	29.26s	30.20s
9	ALONG THE WAY	6	15.9m	13.8m (0)	15.8m (0)	2:22.24	29.36s	29.88s
8	TIGER ATTACK	7	19.8m	14.1m (1)	14.2m (1)	2:22.55	29.22s	30.31s
5	ROCKNROLL KNIGHT	8	19.9m	18.2m (1)	18.6m (1)	2:22.55	29.24s	29.99s
4	LOOKUPINTOTHE SKY	9	33.2m	22.1m (0)	23.5m (0)	2:23.59	29.32s	30.67s

Finish Position and metres gained

First Arrow shows distance gain/loss from 2nd Qtr to 3rd Qtr,
Second Arrow shows distance gain/loss from 3rd Qtr to Finish
Blue arrow indicates best gain in these quarters.



800

Visual positions in race at 2nd Quarter



400

Visual positions in race at 3rd Quarter



Powered by



Harness Analyser

Sectional Analysis Software

Not just form | Free Trial

www.facebook.com/PJHarnessRacing



RISE Digital, Harness Racing Australia nor the provider accepts any responsibility for the completeness or accuracy of any of the information contained herein, and makes no representations about its suitability for any particular purpose. Users should make their own judgements about those matters and/or seek independent advice. You assume all risks associated with use of data provided on this page

Marburg Race 2 Distance 1850m

Sunday, 7 December 2025

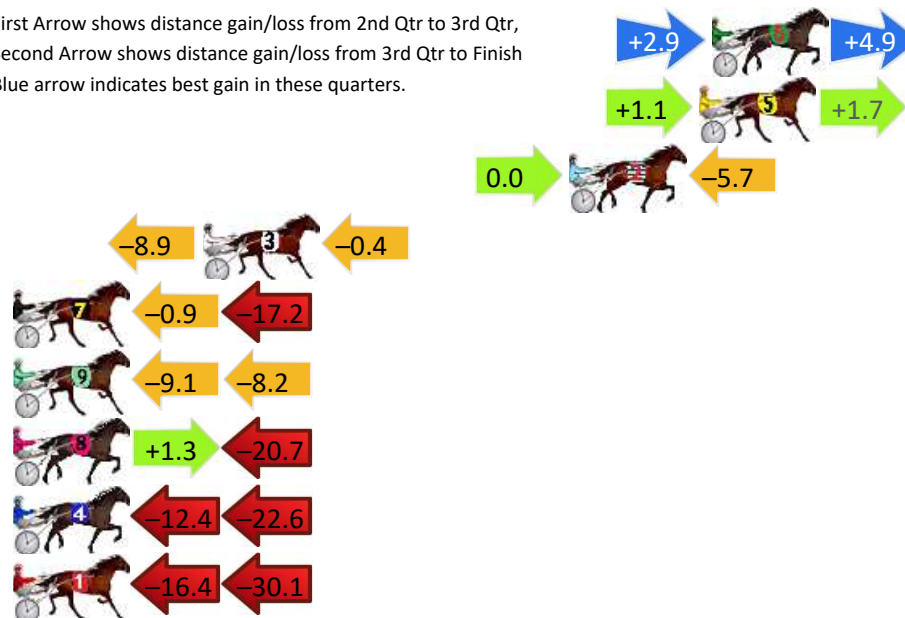
Gross Time: 2:16.80 MileRate: 1:59.00 LeadTime: 17.10s First Qtr: 29.90s Second Qtr: 31.00s Third Qtr: 29.00s Fourth Qtr: 29.80s

DATA TABLE: 800 / 400 Posi's are position from leader and (how wide the horse was at that position)


NoHorse	Plc	Mar	800 Posi	400 Posi	Time	3rd Qtr	4th Qt
6 DANCIN WITH LUSH	1	0.0m	7.8m (1)	4.9m (2)	2:16.80	28.80s	29.44s
5 VIKANDER	2	0.5m	3.3m (1)	2.2m (1)	2:16.84	28.92s	29.68s
2 SKYLAR BREE	3	5.7m	0.0m (0)	0.0m (0)	2:17.25	29.00s	30.25s
3 SAYCHELLES	4	20.4m	11.1m (0)	20.0m (1)	2:18.39	29.66s	29.93s
7 LANEYS LAST	5	31.4m	13.3m (2)	14.2m (0)	2:19.25	29.08s	31.21s
9 FIRST FOUR LETTERS	6	33.4m	16.1m (0)	25.2m (0)	2:19.41	29.68s	30.57s
8 KEAYANG FROGGY	7	39.9m	20.5m (2)	19.2m (2)	2:19.92	28.92s	31.52s
4 TWOSIPSALLY	8	48.9m	13.9m (1)	26.3m (1)	2:20.62	29.92s	31.70s
1 TAKIDAH	9	50.9m	4.4m (0)	20.8m (0)	2:20.77	30.20s	32.25s

Finish Position and metres gained

First Arrow shows distance gain/loss from 2nd Qtr to 3rd Qtr,
Second Arrow shows distance gain/loss from 3rd Qtr to Finish
Blue arrow indicates best gain in these quarters.



Visual positions in race at 2nd Quarter



Visual positions in race at 3rd Quarter



Powered by



Harness Analyser

Sectional Analysis Software

Not just form | Free Trial

www.facebook.com/PJHarnessRacing



RISE Digital, Harness Racing Australia nor the provider accepts any responsibility for the completeness or accuracy of any of the information contained herein, and makes no representations about its suitability for any particular purpose. Users should make their own judgements about those matters and/or seek independent advice. You assume all risks associated with use of data provided on this page

Marburg Race 3 Distance 1850m

Sunday, 7 December 2025


Gross Time: 2:17.90 MileRate: 1:59.90 LeadTime: 16.60s First Qtr: 27.80s Second Qtr: 31.10s Third Qtr: 30.00s Fourth Qtr: 32.40s

DATA TABLE: 800 / 400 Posi's are position from leader and (how wide the horse was at that position)

No	Horse	Plc	Mar	800 Posi	400 Posi	Time	3rd Qtr	4th Qt
1	MY ULTIMATE HESTON	1	0.0m	0.0m (0)	0.0m (0)	2:17.90	30.00s	32.40s
2	MOLLIDOR	2	3.1m	6.4m (0)	7.2m (0)	2:18.16	30.08s	32.10s
5	GRACENAVA	3	7.3m	24.7m (0)	19.9m (0)	2:18.52	29.70s	31.48s
8	SIGNOR JUJON	4	9.3m	17.7m (0)	21.9m (2)	2:18.69	30.38s	31.49s
4	ROYAL WINKLE	5	11.9m	4.8m (1)	8.3m (1)	2:18.91	30.28s	32.77s
6	TAPTHEKEG	6	12.4m	11.8m (0)	15.5m (0)	2:18.95	30.32s	32.25s
7	MY ULTIMATE LOUIE	7	23.0m	11.8m (1)	18.1m (1)	2:19.84	30.52s	32.94s
3	DOOLITTLE DAYS	8	28.9m	20.9m (1)	23.7m (3)	2:20.34	30.28s	33.00s
9	TAKE COURAGE	9	33.6m	16.1m (1)	17.5m (2)	2:20.74	30.16s	33.88s


Finish Position and metres gained

First Arrow shows distance gain/loss from 2nd Qtr to 3rd Qtr, Second Arrow shows distance gain/loss from 3rd Qtr to Finish
Blue arrow indicates best gain in these quarters.



800

Visual positions in race at 2nd Quarter



400

Visual positions in race at 3rd Quarter



Powered by



Harness Analyser

Sectional Analysis Software

Not just form | Free Trial

www.facebook.com/PJHarnessRacing



RISE Digital, Harness Racing Australia nor the provider accepts any responsibility for the completeness or accuracy of any of the information contained herein, and makes no representations about its suitability for any particular purpose. Users should make their own judgements about those matters and/or seek independent advice. You assume all risks associated with use of data provided on this page

Marburg Race 4 Distance 2200m

Sunday, 7 December 2025

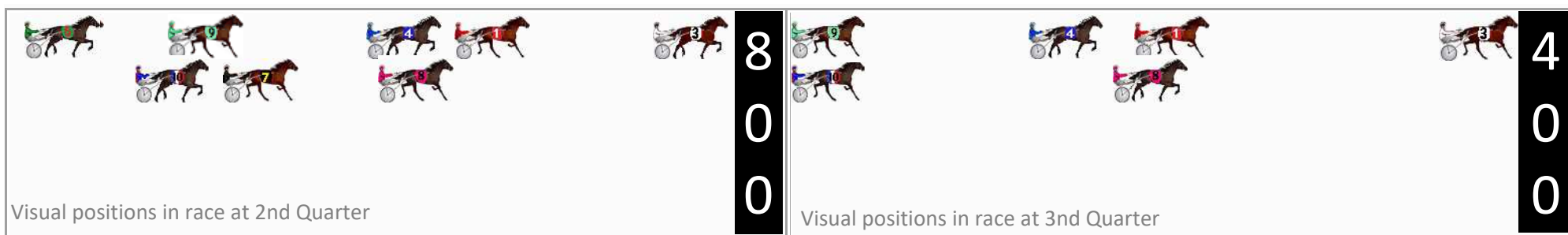
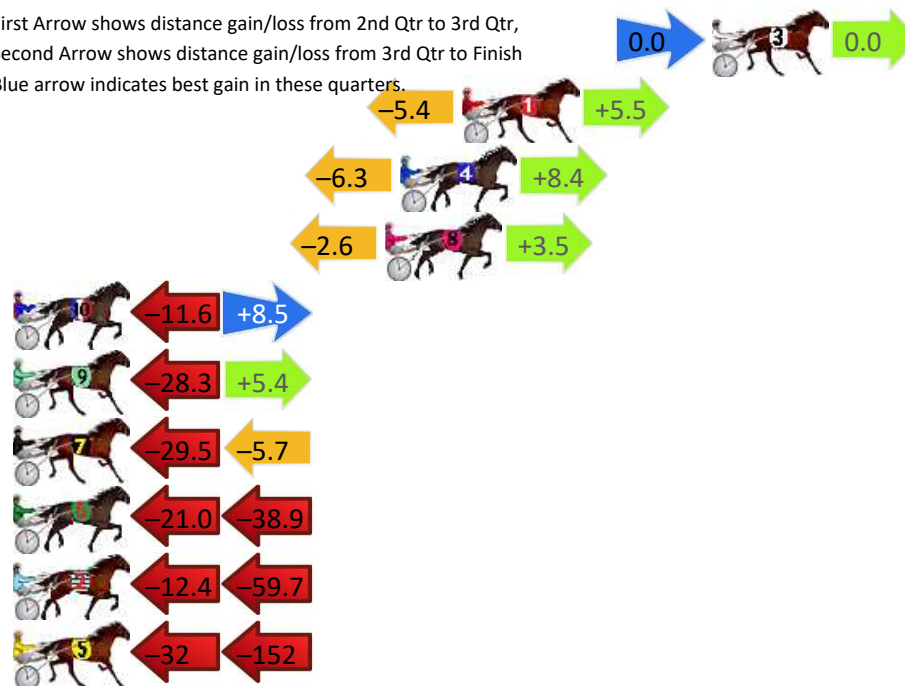
Gross Time: 2:50.40 MileRate: 2:04.60 LeadTime: 49.30s First Qtr: 30.10s Second Qtr: 30.90s Third Qtr: 28.70s Fourth Qtr: 31.40s

DATA TABLE: 800 / 400 Posi's are position from leader and (how wide the horse was at that position)

No	Horse	Plc	Mar	800 Posi	400 Posi	Time	3rd Qtr	4th Qt
3	PHOEBE MAJESTIC	1	0.0m	0.0m (0)	0.0m (0)	2:50.40	28.70s	31.40s
1	THE EMULATOR	2	10.0m	10.1m (0)	15.5m (0)	2:51.22	29.14s	31.06s
4	DORA LEE	3	12.5m	14.6m (0)	20.9m (0)	2:51.43	29.22s	30.87s
8	IGNITE	4	13.1m	14.0m (1)	16.6m (1)	2:51.47	28.94s	31.23s
10	KIVICI	5	29.5m	26.4m (1)	38.0m (1)	2:52.82	29.66s	30.98s
9	MILLY AN EYRE	6	47.6m	24.7m (0)	53.0m (0)	2:54.31	30.90s	31.35s
7	ILLUSORY FEAT	7	57.1m	21.9m (1)	51.4m (1)	2:55.09	30.98s	32.25s
6	CARPOPHORUS	8	114.9m	55.0m (0)	76.0m (0)	2:59.83	30.46s	35.15s
2	DICKO DIXON	9	178.6m	106.5m (0)	118.9m (0)	3:05.06	29.98s	37.18s
5	MIRA SATURN	10	452.2m	269.1m (0)	300.9m (0)	3:27.51	31.98s	46.03s

Finish Position and metres gained

First Arrow shows distance gain/loss from 2nd Qtr to 3rd Qtr,
Second Arrow shows distance gain/loss from 3rd Qtr to Finish
Blue arrow indicates best gain in these quarters.



Marburg Race 5 Distance 1850m

Sunday, 7 December 2025

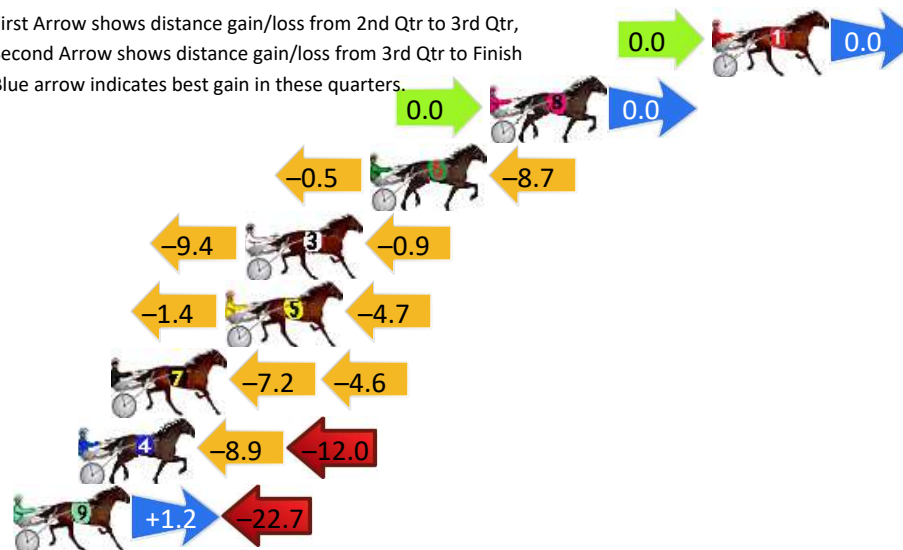
Gross Time: 2:17.50 MileRate: 1:59.60 LeadTime: 17.60s First Qtr: 30.40s Second Qtr: 31.70s Third Qtr: 28.80s Fourth Qtr: 29.00s

DATA TABLE: 800 / 400 Posi's are position from leader and (how wide the horse was at that position)

NoHorse	Plc	Mar	800 Posi	400 Posi	Time	3rd Qtr	4th Qt
1 WILLROBY	1	0.0m	0.0m (0)	0.0m (0)	2:17.50	28.80s	29.00s
8 ROCCO VARIETY	2	8.9m	8.9m (0)	8.9m (1)	2:18.18	28.80s	29.04s
6 TODAYS HERO	3	13.7m	4.5m (0)	5.0m (0)	2:18.54	28.84s	29.68s
3 SINGER SNAP	4	18.7m	8.4m (1)	17.8m (1)	2:18.92	29.48s	29.14s
5 COULD IT BE ME	5	19.5m	13.4m (0)	14.8m (0)	2:18.98	28.90s	29.42s
7 DOC HARVEY	6	24.1m	12.3m (1)	19.5m (2)	2:19.33	29.32s	29.43s
4 BATMAN BART	7	25.4m	4.5m (1)	13.4m (1)	2:19.43	29.44s	29.97s
9 GHOST TRAIN	8	37.7m	16.2m (1)	15.0m (2)	2:20.37	28.72s	30.79s


Finish Position and metres gained

First Arrow shows distance gain/loss from 2nd Qtr to 3rd Qtr,
Second Arrow shows distance gain/loss from 3rd Qtr to Finish
Blue arrow indicates best gain in these quarters.



800

Visual positions in race at 2nd Quarter



400

Visual positions in race at 3rd Quarter



Powered by



Harness Analyser

Sectional Analysis Software

Not just form | Free Trial

www.facebook.com/PJHarnessRacing



RISE Digital, Harness Racing Australia nor the provider accepts any responsibility for the completeness or accuracy of any of the information contained herein, and makes no representations about its suitability for any particular purpose. Users should make their own judgements about those matters and/or seek independent advice. You assume all risks associated with use of data provided on this page

Marburg Race 6 Distance 1850m

Sunday, 7 December 2025

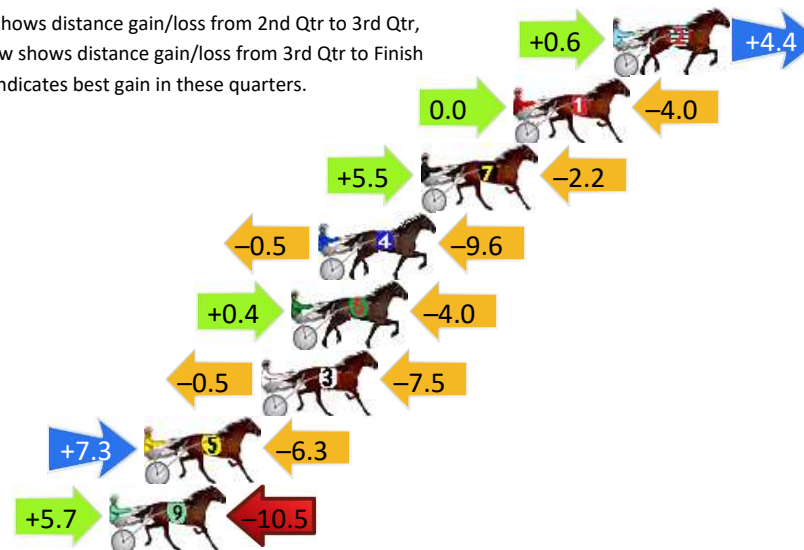
Gross Time: 2:18.30 MileRate: 2:00.30 LeadTime: 17.20s First Qtr: 30.80s Second Qtr: 32.10s Third Qtr: 29.30s Fourth Qtr: 28.90s

DATA TABLE: 800 / 400 Posi's are position from leader and (how wide the horse was at that position)

NoHorse	Plc	Mar	800 Posi	400 Posi	Time	3rd Qtr	4th Qt
2 MYSTICALFANTASY	1	0.0m	5.0m (0)	4.4m (0)	2:18.30	29.26s	28.58s
1 COPY WRITER	2	4.0m	0.0m (0)	0.0m (0)	2:18.60	29.30s	29.20s
7 IDEAL TIGER	3	7.7m	11.0m (1)	5.5m (2)	2:18.88	28.90s	29.08s
4 MAJOR LINCOLN	4	11.8m	1.7m (1)	2.2m (1)	2:19.19	29.34s	29.63s
6 HIGHWAY WRITER	5	12.9m	9.3m (0)	8.9m (0)	2:19.28	29.26s	29.24s
3 MY ULTIMATE RUDI	6	14.1m	6.1m (1)	6.6m (1)	2:19.37	29.34s	29.49s
5 HIGHVIEW SADLER	7	18.8m	19.8m (1)	12.5m (1)	2:19.73	28.76s	29.43s
9 STONES	8	20.2m	15.4m (1)	9.7m (2)	2:19.83	28.88s	29.73s

Finish Position and metres gained

First Arrow shows distance gain/loss from 2nd Qtr to 3rd Qtr,
Second Arrow shows distance gain/loss from 3rd Qtr to Finish
Blue arrow indicates best gain in these quarters.



800

Visual positions in race at 2nd Quarter



400

Visual positions in race at 3rd Quarter



Powered by



Harness Analyser

Sectional Analysis Software

Not just form | Free Trial

www.facebook.com/PJHarnessRacing



RISE Digital, Harness Racing Australia nor the provider accepts any responsibility for the completeness or accuracy of any of the information contained herein, and makes no representations about its suitability for any particular purpose. Users should make their own judgements about those matters and/or seek independent advice. You assume all risks associated with use of data provided on this page

Marburg Race 7 Distance 1850m

Sunday, 7 December 2025


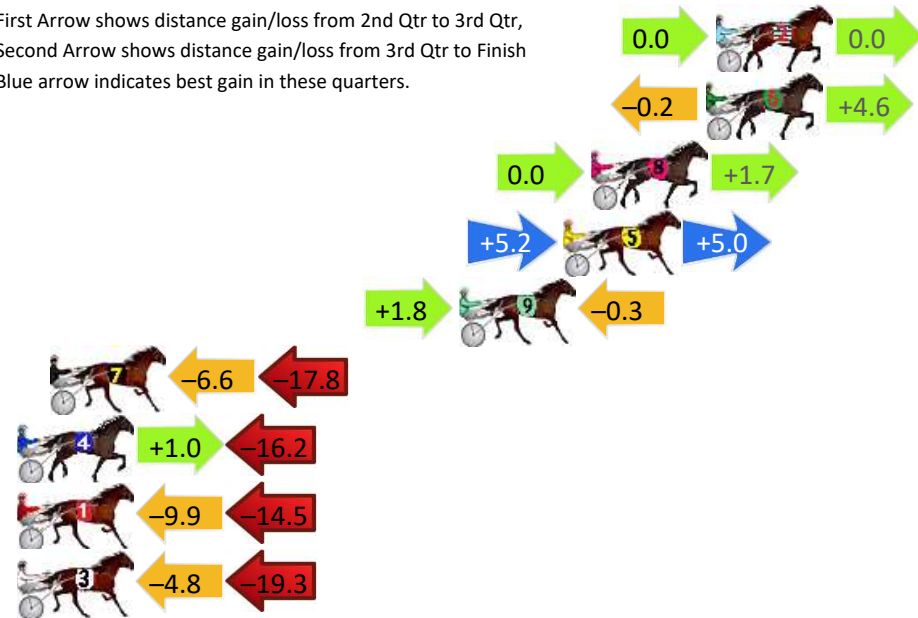
Gross Time: 2:17.50 MileRate: 1:59.60 LeadTime: 17.30s First Qtr: 30.20s Second Qtr: 32.00s Third Qtr: 28.70s Fourth Qtr: 29.30s

DATA TABLE: 800 / 400 Posi's are position from leader and (how wide the horse was at that position)

No	Horse	Plc	Mar	800 Posi	400 Posi	Time	3rd Qtr	4th Qt
2	OUTER CHANGE	1	0.0m	0.0m (0)	0.0m (0)	2:17.50	28.70s	29.30s
6	ROLLONX	2	0.4m	4.8m (0)	5.0m (0)	2:17.53	28.72s	28.97s
8	MAJOR GENERALJUNON	3	5.0m	6.7m (1)	6.7m (2)	2:17.88	28.70s	29.20s
5	CAPTAIN FOXTROT	4	6.1m	16.3m (1)	11.1m (2)	2:17.97	28.34s	28.97s
9	AQUA CRUISER	5	10.3m	11.8m (1)	10.0m (0)	2:18.29	28.58s	29.37s
7	DASHNDOT	6	26.7m	2.3m (1)	8.9m (1)	2:19.55	29.18s	30.71s
4	SPORTY AZZ	7	36.2m	21.0m (1)	20.0m (2)	2:20.28	28.64s	30.64s
1	MUCHO GUAPA	8	38.4m	14.0m (0)	23.9m (0)	2:20.45	29.42s	30.53s
3	THE BLACK FOX	9	42.6m	18.5m (0)	23.3m (1)	2:20.77	29.06s	30.89s

Finish Position and metres gained

First Arrow shows distance gain/loss from 2nd Qtr to 3rd Qtr,
Second Arrow shows distance gain/loss from 3rd Qtr to Finish
Blue arrow indicates best gain in these quarters.



800

Visual positions in race at 2nd Quarter



400

Visual positions in race at 3rd Quarter



Powered by



Harness Analyser

Sectional Analysis Software

Not just form | Free Trial

www.facebook.com/PJHarnessRacing



RISE Digital, Harness Racing Australia nor the provider accepts any responsibility for the completeness or accuracy of any of the information contained herein, and makes no representations about its suitability for any particular purpose. Users should make their own judgements about those matters and/or seek independent advice. You assume all risks associated with use of data provided on this page

Marburg Race 8 Distance 2200m

Sunday, 7 December 2025

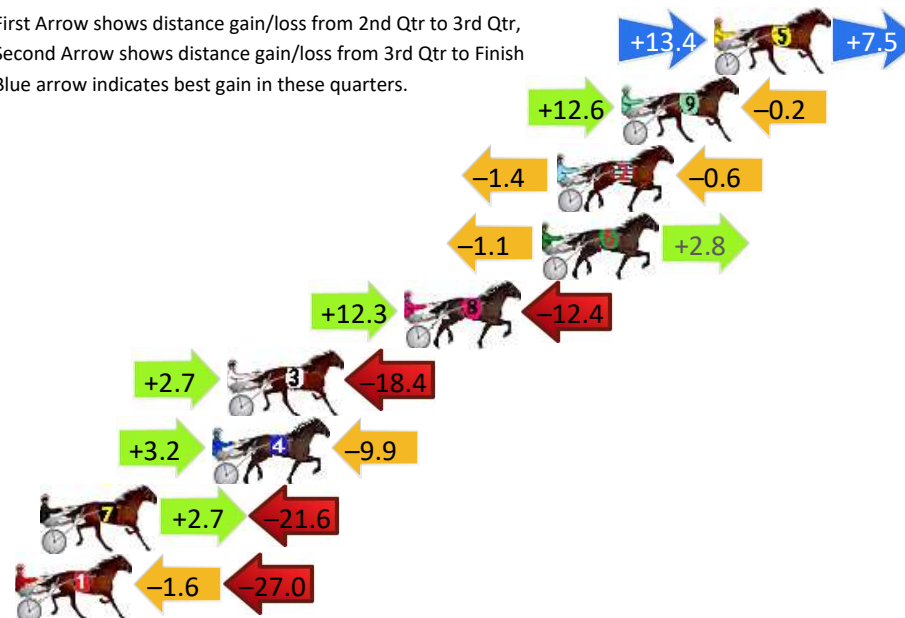
Gross Time: 2:44.30 MileRate: 2:00.20 LeadTime: 42.80s First Qtr: 30.70s Second Qtr: 31.00s Third Qtr: 30.00s Fourth Qtr: 29.80s

DATA TABLE: 800 / 400 Posi's are position from leader and (how wide the horse was at that position)

NoHorse	Plc	Mar	800 Posi	400 Posi	Time	3rd Qtr	4th Qt
5 BETTOR CHEER	1	0.0m	20.9m (1)	7.5m (3)	2:44.30	29.00s	29.24s
9 SHEREACTS	2	3.7m	16.1m (2)	3.5m (3)	2:44.59	29.06s	29.83s
2 MULLUM DOC	3	6.3m	4.3m (0)	5.7m (0)	2:44.79	30.10s	29.87s
6 PLANET DOWNS	4	6.9m	8.6m (0)	9.7m (1)	2:44.84	30.08s	29.62s
8 ART OF ROCK	5	12.4m	12.3m (1)	0.0m (2)	2:45.27	29.08s	30.77s
3 LITTLEMICKEY	6	19.5m	3.8m (1)	1.1m (1)	2:45.82	29.80s	31.24s
4 ROCKTIME	7	20.1m	13.4m (0)	10.2m (2)	2:45.87	29.76s	30.61s
7 SWIFTIE	8	27.0m	8.1m (1)	5.4m (1)	2:46.41	29.80s	31.51s
1 KINGSBURY	9	28.6m	0.0m (0)	1.6m (0)	2:46.53	30.12s	31.91s

Finish Position and metres gained

First Arrow shows distance gain/loss from 2nd Qtr to 3rd Qtr, Second Arrow shows distance gain/loss from 3rd Qtr to Finish
Blue arrow indicates best gain in these quarters.



Visual positions in race at 2nd Quarter

800



Visual positions in race at 3rd Quarter

400



Powered by



Harness Analyser

Sectional Analysis Software

Not just form | Free Trial

www.facebook.com/PJHarnessRacing



RISE Digital, Harness Racing Australia nor the provider accepts any responsibility for the completeness or accuracy of any of the information contained herein, and makes no representations about its suitability for any particular purpose. Users should make their own judgements about those matters and/or seek independent advice. You assume all risks associated with use of data provided on this page

Marburg Race 9 Distance 1850m

Sunday, 7 December 2025

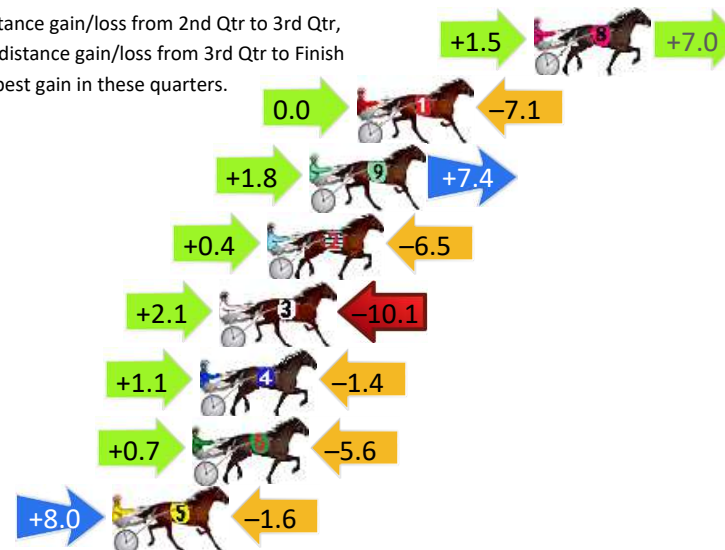
Gross Time: 2:15.80 MileRate: 1:58.10 LeadTime: 16.00s First Qtr: 30.90s Second Qtr: 31.10s Third Qtr: 28.30s Fourth Qtr: 29.50s

DATA TABLE: 800 / 400 Posi's are position from leader and (how wide the horse was at that position)

NoHorse	Plc	Mar	800 Posi	400 Posi	Time	3rd Qtr	4th Qt
8 CULLECTINGCARDLES	1	0.0m	8.5m (0)	7.0m (1)	2:15.80	28.20s	29.00s
1 ROLLING BONUS	2	7.1m	0.0m (0)	0.0m (0)	2:16.35	28.30s	30.05s
9 GLENLEDI BOY	3	9.0m	18.2m (1)	16.4m (3)	2:16.50	28.20s	29.02s
2 ROCKNROLL TIMES	4	10.7m	4.6m (0)	4.2m (0)	2:16.63	28.28s	30.03s
3 B MAC C	5	12.6m	4.6m (1)	2.5m (1)	2:16.77	28.16s	30.29s
4 KRAFTY CANDY	6	13.4m	13.1m (0)	12.0m (0)	2:16.84	28.24s	29.68s
6 ONE LAST ROLL	7	13.7m	8.8m (1)	8.1m (2)	2:16.86	28.26s	29.98s
5 MITCHELLS RUN	8	16.9m	23.3m (1)	15.3m (1)	2:17.11	27.76s	29.71s

Finish Position and metres gained

First Arrow shows distance gain/loss from 2nd Qtr to 3rd Qtr,
Second Arrow shows distance gain/loss from 3rd Qtr to Finish
Blue arrow indicates best gain in these quarters.



800

Visual positions in race at 2nd Quarter



400

Visual positions in race at 3rd Quarter



Powered by



Harness Analyser

Sectional Analysis Software

Not just form | Free Trial

www.facebook.com/PJHarnessRacing



RISE Digital, Harness Racing Australia nor the provider accepts any responsibility for the completeness or accuracy of any of the information contained herein, and makes no representations about its suitability for any particular purpose. Users should make their own judgements about those matters and/or seek independent advice. You assume all risks associated with use of data provided on this page