

Marburg Race 1 Distance 1850m

Monday, 26 January 2026


Gross Time: 2:24.30 MileRate: 2:05.50 LeadTime: 17.80s First Qtr: 34.00s Second Qtr: 33.70s Third Qtr: 30.10s Fourth Qtr: 28.70s

DATA TABLE: 800 / 400 Posi's are position from leader and (how wide the horse was at that position)

No	Horse	Plc	Mar	800 Posi	400 Posi	Time	3rd Qtr	4th Qt
1	SINKRATE	1	0.0m	0.0m (0)	0.3m (0)	2:24.30	30.12s	28.68s
7	ALONG THE WAY	2	2.8m	7.2m (1)	5.8m (1)	2:24.51	29.98s	28.49s
5	HEZ OUR PLAYBOY	3	4.8m	2.1m (1)	0.0m (1)	2:24.66	29.94s	29.06s
4	BOURNE HUNGRY	4	9.4m	4.3m (0)	6.3m (0)	2:25.01	30.24s	28.95s
6	MY PRECIOUS BLING	5	12.2m	9.1m (0)	10.7m (0)	2:25.22	30.20s	28.84s
2	KEAYANG AVA	6	12.2m	11.2m (1)	10.4m (1)	2:25.22	30.02s	28.86s
8	BETTY WINKLE	7	16.1m	13.9m (0)	15.9m (0)	2:25.51	30.22s	28.75s
3	TAKING STOCK	8	49.6m	15.5m (1)	12.6m (2)	2:28.04	29.86s	31.52s

Finish Position and metres gained

First Arrow shows distance gain/loss from 2nd Qtr to 3rd Qtr,
Second Arrow shows distance gain/loss from 3rd Qtr to Finish
Blue arrow indicates best gain in these quarters.



800

Visual positions in race at 2nd Quarter



400

Visual positions in race at 3rd Quarter



Powered by



Harness Analyser

Sectional Analysis Software

Not just form | Free Trial

www.facebook.com/PJHarnessRacing



RISE Digital, Harness Racing Australia nor the provider accepts any responsibility for the completeness or accuracy of any of the information contained herein, and makes no representations about its suitability for any particular purpose. Users should make their own judgements about those matters and/or seek independent advice. You assume all risks associated with use of data provided on this page

Marburg Race 2 Distance 1850m

Monday, 26 January 2026



Gross Time: 2:20.80 MileRate: 2:02.50 LeadTime: 17.80s First Qtr: 32.20s Second Qtr: 31.60s Third Qtr: 30.20s Fourth Qtr: 29.00s

DATA TABLE: 800 / 400 Posi's are position from leader and (how wide the horse was at that position)

NoHorse	Plc	Mar	800 Posi	400 Posi	Time	3rd Qtr	4th Qt
1 TARIFF TIME	1	0.0m	0.0m (0)	0.0m (0)	2:20.80	30.20s	29.00s
2 SATURDAY DANCE	2	7.1m	8.0m (1)	2.2m (2)	2:21.34	29.76s	29.38s
9 RAINBOW GAMBLER	3	13.1m	9.1m (0)	6.0m (0)	2:21.80	29.96s	29.56s
4 BOLD PERSONALITY	4	19.7m	3.7m (1)	1.1m (1)	2:22.30	30.00s	30.42s
5 SAYCHELLES	5	20.0m	17.3m (0)	16.9m (0)	2:22.32	30.14s	29.28s
7 TIGER ATTACK	6	21.3m	12.3m (1)	10.3m (1)	2:22.42	30.04s	29.86s
8 ROCKNROLL KNIGHT	7	22.0m	16.5m (2)	17.9m (1)	2:22.47	30.28s	29.35s
6 IM HERE TO PARTY	8	28.1m	4.5m (0)	46.8m (1)	2:22.94	33.30s	27.70s
3 BAHAMAS MISS	9	126.2m	12.8m (0)	84.0m (0)	2:30.40	35.42s	32.42s

Finish Position and metres gained

First Arrow shows distance gain/loss from 2nd Qtr to 3rd Qtr,
Second Arrow shows distance gain/loss from 3rd Qtr to Finish
Blue arrow indicates best gain in these quarters.



800



Visual positions in race at 3rd Quarter

400



Powered by



Harness Analyser

Sectional Analysis Software

Not just form | Free Trial

www.facebook.com/PJHarnessRacing



RISE Digital, Harness Racing Australia nor the provider accepts any responsibility for the completeness or accuracy of any of the information contained herein, and makes no representations about its suitability for any particular purpose. Users should make their own judgements about those matters and/or seek independent advice. You assume all risks associated with use of data provided on this page

Marburg Race 3 Distance 1850m

Monday, 26 January 2026

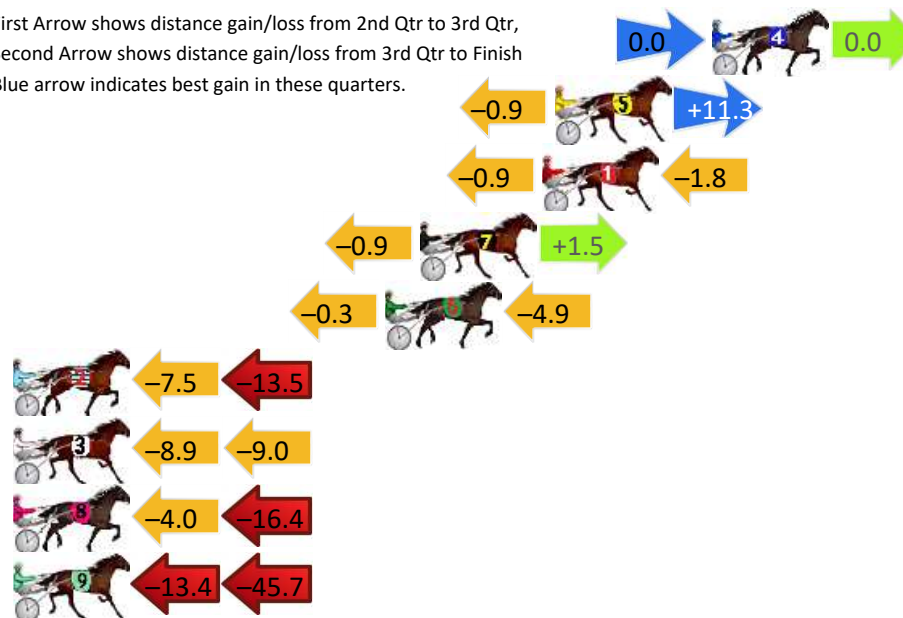
Gross Time: 2:17.40 MileRate: 1:59.50 LeadTime: 16.40s First Qtr: 31.40s Second Qtr: 31.00s Third Qtr: 29.40s Fourth Qtr: 29.20s

DATA TABLE: 800 / 400 Posi's are position from leader and (how wide the horse was at that position)

NoHorse	Plc	Mar	800 Posi	400 Posi	Time	3rd Qtr	4th Qt
4 THE REAL ROCKETMAN	1	0.0m	0.0m (0)	0.0m (0)	2:17.40	29.40s	29.20s
5 EXPLANATION NOTED	2	6.3m	16.7m (0)	17.6m (0)	2:17.88	29.46s	28.40s
1 MOLLIDOR	3	6.8m	4.1m (0)	5.0m (0)	2:17.92	29.46s	29.36s
7 SIGNOR JUJON	4	11.7m	12.3m (0)	13.2m (0)	2:18.30	29.46s	29.14s
6 DOC HARVEY	5	13.1m	7.9m (0)	8.2m (1)	2:18.40	29.42s	29.60s
2 TODAYS HERO	6	30.0m	9.0m (1)	16.5m (2)	2:19.70	29.94s	30.30s
3 BEYONSKI	7	31.0m	13.1m (1)	22.0m (0)	2:19.77	30.04s	29.97s
8 WILLIEWA LIGHTNING	8	37.6m	17.2m (1)	21.2m (2)	2:20.28	29.68s	30.54s
9 MY ULTIMATE RUDI	9	63.8m	4.7m (1)	18.1m (1)	2:22.29	30.38s	32.77s

Finish Position and metres gained

First Arrow shows distance gain/loss from 2nd Qtr to 3rd Qtr, Second Arrow shows distance gain/loss from 3rd Qtr to Finish
Blue arrow indicates best gain in these quarters.



800

Visual positions in race at 2nd Quarter



400

Visual positions in race at 3rd Quarter

Marburg Race 4 Distance 1850m

Monday, 26 January 2026

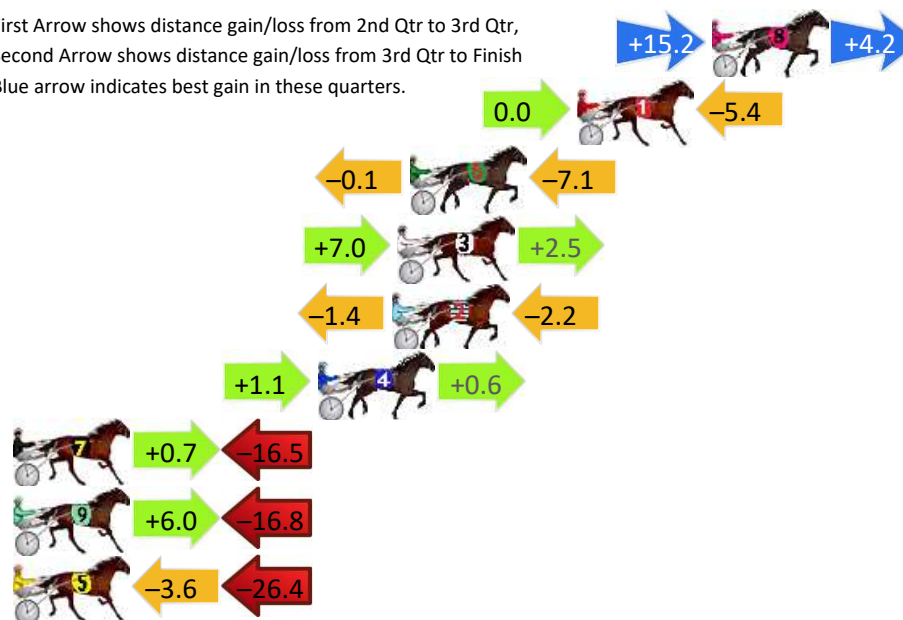
Gross Time: 2:18.30 MileRate: 2:00.30 LeadTime: 16.80s First Qtr: 29.90s Second Qtr: 30.80s Third Qtr: 29.90s Fourth Qtr: 30.90s

DATA TABLE: 800 / 400 Posi's are position from leader and (how wide the horse was at that position)

NoHorse	Plc	Mar	800 Posi	400 Posi	Time	3rd Qtr	4th Qt
8 EBONY BELLE	1	0.0m	19.4m (1)	4.2m (1)	2:18.30	28.78s	30.58s
1 MULLUM BOY	2	5.4m	0.0m (0)	0.0m (0)	2:18.74	29.90s	31.34s
6 MONTANA ONE	3	12.1m	4.9m (0)	5.0m (0)	2:19.28	29.92s	31.50s
3 SINGER SNAP	4	12.6m	22.1m (0)	15.1m (0)	2:19.32	29.40s	30.78s
2 ENZED FLYER	5	12.8m	9.2m (0)	10.6m (0)	2:19.33	30.02s	31.13s
4 BLACK GEMSTONE	6	15.8m	17.5m (0)	16.4m (1)	2:19.58	29.84s	30.94s
7 MELTON SCHLEGER	7	30.3m	14.5m (1)	13.8m (2)	2:20.75	29.86s	32.31s
9 STONES	8	34.5m	23.7m (1)	17.7m (2)	2:21.09	29.48s	32.35s
5 LOUISE LUCK	9	37.0m	7.0m (1)	10.6m (1)	2:21.29	30.18s	33.09s

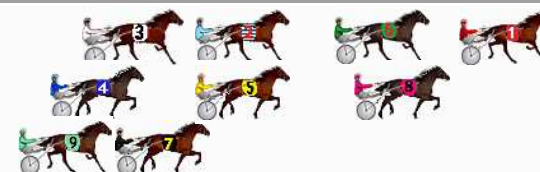
Finish Position and metres gained

First Arrow shows distance gain/loss from 2nd Qtr to 3rd Qtr,
Second Arrow shows distance gain/loss from 3rd Qtr to Finish
Blue arrow indicates best gain in these quarters.



800

Visual positions in race at 2nd Quarter



400

Visual positions in race at 3rd Quarter



Powered by



Harness Analyser

Sectional Analysis Software

Not just form | Free Trial

www.facebook.com/PJHarnessRacing



RISE Digital, Harness Racing Australia nor the provider accepts any responsibility for the completeness or accuracy of any of the information contained herein, and makes no representations about its suitability for any particular purpose. Users should make their own judgements about those matters and/or seek independent advice. You assume all risks associated with use of data provided on this page

Marburg Race 5 Distance 1850m

Monday, 26 January 2026


Gross Time: 2:19.30 MileRate: 2:01.10 LeadTime: 17.90s First Qtr: 32.20s Second Qtr: 30.20s Third Qtr: 30.00s Fourth Qtr: 29.00s

DATA TABLE: 800 / 400 Posi's are position from leader and (how wide the horse was at that position)

NoHorse	Plc	Mar	800 Posi	400 Posi	Time	3rd Qtr	4th Qt
1 MAJOR MISCHIEF	1	0.0m	0.0m (0)	0.0m (0)	2:19.30	30.00s	29.00s
8 TARIFA GIRL	2	4.1m	7.8m (0)	8.2m (0)	2:19.61	30.02s	28.71s
4 COPY WRITER	3	4.7m	18.8m (1)	1.6m (2)	2:19.66	28.72s	29.24s
6 KIWI ROYALTY	4	5.6m	4.0m (0)	4.4m (0)	2:19.73	30.02s	29.11s
3 TAPTHEKEG	5	14.6m	5.6m (1)	1.1m (1)	2:20.41	29.66s	30.03s
7 ROCCO VARIETY	6	16.8m	14.8m (1)	5.5m (2)	2:20.58	29.30s	29.88s
2 DOOLITTLE DAYS	7	34.9m	10.5m (1)	12.6m (2)	2:21.96	30.14s	30.74s
5 ULTIMATE HUNTER	8	39.3m	1.6m (1)	6.6m (1)	2:22.29	30.36s	31.51s

Finish Position and metres gained

First Arrow shows distance gain/loss from 2nd Qtr to 3rd Qtr,
Second Arrow shows distance gain/loss from 3rd Qtr to Finish
Blue arrow indicates best gain in these quarters.



800

Visual positions in race at 2nd Quarter



400

Visual positions in race at 3rd Quarter



Powered by



Harness Analyser

Sectional Analysis Software

Not just form | Free Trial

www.facebook.com/PJHarnessRacing



RISE Digital, Harness Racing Australia nor the provider accepts any responsibility for the completeness or accuracy of any of the information contained herein, and makes no representations about its suitability for any particular purpose. Users should make their own judgements about those matters and/or seek independent advice. You assume all risks associated with use of data provided on this page

Marburg Race 6 Distance 1850m

Monday, 26 January 2026

Gross Time: 2:14.40

MileRate: 1:56.90

LeadTime: 16.70s

First Qtr: 30.80s

Second Qtr: 30.20s

Third Qtr: 28.40s

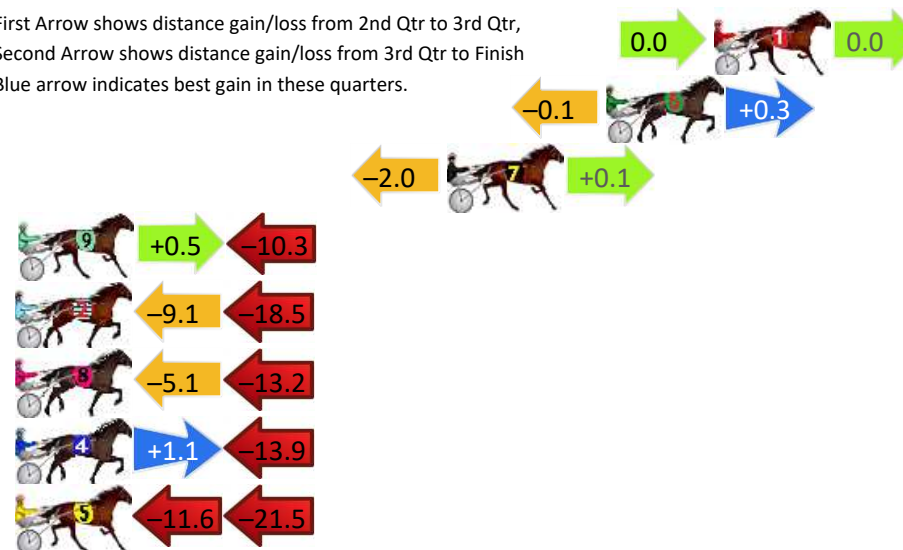
Fourth Qtr: 28.30s

DATA TABLE: 800 / 400 Posi's are position from leader and (how wide the horse was at that position)

No	Horse	Plc	Mar	800 Posi	400 Posi	Time	3rd Qtr	4th Qt
1	THE CASUAL GOOSE	1	0.0m	0.0m (0)	0.0m (0)	2:14.40	28.40s	28.30s
6	IDEAL TIGER	2	4.3m	4.5m (0)	4.6m (0)	2:14.72	28.40s	28.30s
7	GRACENAVA	3	10.7m	8.8m (0)	10.8m (0)	2:15.20	28.54s	28.34s
9	SPECIALANDIKNOWIT	4	27.9m	18.1m (1)	17.6m (2)	2:16.47	28.36s	29.13s
2	SAMMYS SECRET	5	31.6m	4.0m (1)	13.1m (1)	2:16.75	29.04s	29.73s
8	ROYAL WINKLE	6	31.9m	13.6m (1)	18.7m (0)	2:16.77	28.76s	29.35s
4	SKIPPERS SWAN SONG	7	36.0m	23.2m (2)	22.1m (2)	2:17.08	28.32s	29.42s
5	WRITE ABOUT ANGUS	8	42.5m	9.4m (1)	21.0m (1)	2:17.56	29.22s	29.98s


Finish Position and metres gained

First Arrow shows distance gain/loss from 2nd Qtr to 3rd Qtr,
Second Arrow shows distance gain/loss from 3rd Qtr to Finish
Blue arrow indicates best gain in these quarters.



800

Visual positions in race at 2nd Quarter



400

Visual positions in race at 3rd Quarter



Powered by



Harness Analyser

Sectional Analysis Software

Not just form | Free Trial

www.facebook.com/PJHarnessRacing



RISE Digital, Harness Racing Australia nor the provider accepts any responsibility for the completeness or accuracy of any of the information contained herein, and makes no representations about its suitability for any particular purpose. Users should make their own judgements about those matters and/or seek independent advice. You assume all risks associated with use of data provided on this page

Marburg Race 7 Distance 2200m

Monday, 26 January 2026

Gross Time: 2:46.30 MileRate: 2:01.60 LeadTime: 45.00s First Qtr: 32.60s Second Qtr: 32.30s Third Qtr: 27.90s Fourth Qtr: 28.50s

DATA TABLE: 800 / 400 Posi's are position from leader and (how wide the horse was at that position)

No	Horse	Plc	Mar	800 Posi	400 Posi	Time	3rd Qtr	4th Qt
2	ABSOLUTELY STOKED	1	0.0m	0.0m (0)	0.0m (0)	2:46.30	27.90s	28.50s
3	BEER MONEY	2	6.7m	5.2m (1)	2.3m (1)	2:46.80	27.70s	28.84s
7	LITTLEMICKEY	3	9.8m	13.9m (2)	2.9m (2)	2:47.03	27.14s	29.03s
4	B MAC C	4	10.4m	9.8m (1)	7.4m (2)	2:47.08	27.74s	28.76s
1	DANCIN WITH LUSH	5	11.8m	4.6m (0)	7.4m (0)	2:47.18	28.10s	28.86s
8	ART OF ROCK	6	16.0m	19.0m (2)	12.6m (1)	2:47.50	27.46s	28.82s
6	ASCOT SHOWTIME	7	16.3m	9.2m (0)	12.8m (0)	2:47.52	28.16s	28.82s
9	LETS GO BAILEY	8	21.1m	14.4m (0)	19.4m (0)	2:47.88	28.26s	28.72s
5	SPLASHNDASH	9	21.2m	20.8m (3)	13.4m (2)	2:47.89	27.40s	29.15s

Finish Position and metres gained

First Arrow shows distance gain/loss from 2nd Qtr to 3rd Qtr,
Second Arrow shows distance gain/loss from 3rd Qtr to Finish
Blue arrow indicates best gain in these quarters.

