

Marburg Race 1 Distance 1850m

Sunday, 5 April 2026




Gross Time: 2:21.10 MileRate: 2:02.80 LeadTime: 16.90s First Qtr: 33.60s Second Qtr: 31.20s Third Qtr: 30.40s Fourth Qtr: 29.00s

DATA TABLE: 800 / 400 Posi's are position from leader and (how wide the horse was at that position)

No	Horse	Plc	Mar	800 Posi	400 Posi	Time	3rd Qtr	4th Qt
5	BETTOR BE BODHI	1	0.0m	14.3m (1)	9.2m (2)	2:21.10	30.00s	28.32s
3	VICE CHAIRWOMAN	2	2.7m	2.1m (1)	1.6m (1)	2:21.31	30.36s	29.09s
2	DENIS THE PUNTER	3	3.9m	0.0m (0)	0.0m (0)	2:21.40	30.40s	29.30s
8	MACMUFF	4	5.5m	10.1m (1)	4.9m (2)	2:21.52	30.00s	29.06s
7	BETTY WINKLE	5	9.9m	6.1m (1)	6.0m (1)	2:21.85	30.38s	29.31s
6	EL JEFE	6	12.8m	9.0m (0)	9.2m (0)	2:22.07	30.40s	29.29s
4	LOOKING DOWN	7	16.9m	4.2m (0)	4.3m (0)	2:22.39	30.40s	29.97s
9	KISS MY CLASS	8	24.9m	21.2m (1)	19.0m (1)	2:22.99	30.20s	29.49s
1	TORI TIME	9	217.7m	128.6m (0)	144.9m (0)	2:37.67	31.38s	34.87s

Finish Position and metres gained

First Arrow shows distance gain/loss from 2nd Qtr to 3rd Qtr, Second Arrow shows distance gain/loss from 3rd Qtr to Finish. Blue arrow indicates best gain in these quarters.



Marburg Race 2 Distance 1850m

Sunday, 5 April 2026

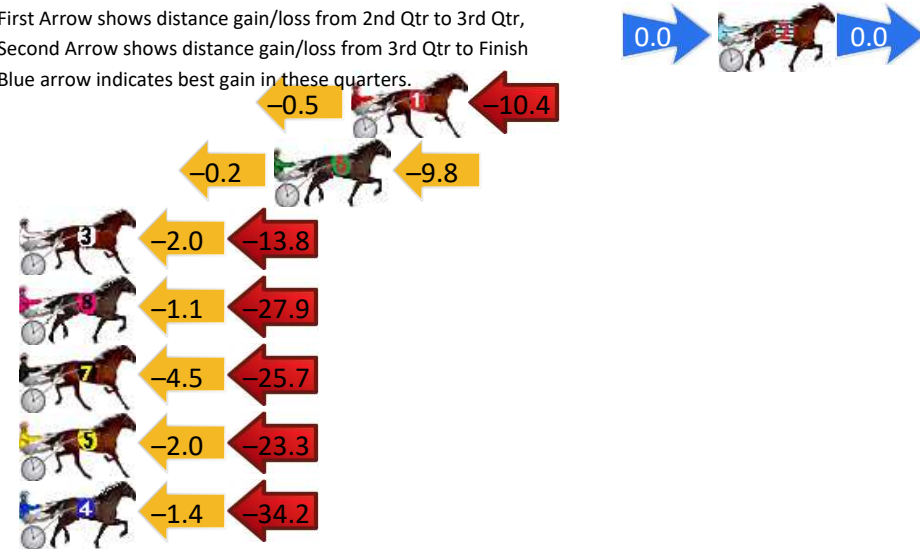
Gross Time: 2:16.00 MileRate: 1:58.30 LeadTime: 16.20s First Qtr: 29.60s Second Qtr: 29.90s Third Qtr: 29.90s Fourth Qtr: 30.40s

DATA TABLE: 800 / 400 Posi's are position from leader and (how wide the horse was at that position)

No	Horse	Plc	Mar	800 Posi	400 Posi	Time	3rd Qtr	4th Qt
2	LANEYS LAST	1	0.0m	0.0m (0)	0.0m (0)	2:16.00	29.90s	30.40s
1	WEE BONNIE	2	14.7m	3.8m (0)	4.3m (0)	2:17.17	29.94s	31.25s
6	SATURDAY DANCE	3	17.8m	7.8m (0)	8.0m (1)	2:17.42	29.92s	31.22s
3	RAINBOW GAMBLER	4	29.3m	13.5m (0)	15.5m (0)	2:18.33	30.06s	31.57s
8	WATCH YOUR BACK	5	31.4m	2.4m (1)	3.5m (1)	2:18.50	29.98s	32.64s
7	ESTIVAL	6	38.0m	7.8m (1)	12.3m (1)	2:19.02	30.24s	32.50s
5	BAHAMAS MISS	7	45.2m	19.9m (0)	21.9m (0)	2:19.60	30.06s	32.36s
4	SPORTS MODE	8	55.0m	19.4m (1)	20.8m (1)	2:20.38	30.02s	33.22s

Finish Position and metres gained

First Arrow shows distance gain/loss from 2nd Qtr to 3rd Qtr, Second Arrow shows distance gain/loss from 3rd Qtr to Finish
Blue arrow indicates best gain in these quarters.



800

Visual positions in race at 2nd Quarter



400

Visual positions in race at 3rd Quarter



Marburg Race 3 Distance 1850m


Sunday, 5 April 2026

Gross Time: 2:16.80 MileRate: 1:59.00 LeadTime: 16.70s First Qtr: 29.90s Second Qtr: 30.80s Third Qtr: 30.50s Fourth Qtr: 28.90s

DATA TABLE: 800 / 400 Posi's are position from leader and (how wide the horse was at that position)

NoHorse	Plc	Mar	800 Posi	400 Posi	Time	3rd Qtr	4th Qt
4 ROSIES BOY	1	0.0m	0.0m (0)	0.0m (0)	2:16.80	30.50s	28.90s
1 TWOSIPSALLY	2	9.5m	4.5m (0)	4.3m (0)	2:17.52	30.48s	29.30s
5 SKYLAR BREE	3	15.1m	16.4m (1)	11.9m (2)	2:17.95	30.14s	29.17s
7 LAZENA	4	15.2m	12.1m (1)	16.3m (1)	2:17.95	30.78s	28.85s
3 BOLD PERSONALITY	5	19.8m	3.7m (1)	6.0m (1)	2:18.30	30.66s	29.96s
6 THE BLACK FOX	6	21.6m	8.5m (0)	10.8m (0)	2:18.44	30.66s	29.74s
8 ROCKNROLL KNIGHT	7	22.6m	13.2m (0)	15.4m (0)	2:18.51	30.64s	29.47s
2 TIGER ATTACK	8	22.9m	7.9m (1)	10.3m (1)	2:18.54	30.66s	29.88s
9 SINGER SNAP	9	60.1m	19.5m (2)	23.3m (1)	2:21.36	30.74s	31.74s

Finish Position and metres gained



800

Visual positions in race at 2nd Quarter



400

Visual positions in race at 3rd Quarter

Marburg Race 4 Distance 1850m

Sunday, 5 April 2026



Gross Time: 2:18.30 MileRate: 2:00.30 LeadTime: 16.50s First Qtr: 30.50s Second Qtr: 30.80s Third Qtr: 30.60s Fourth Qtr: 29.90s

DATA TABLE: 800 / 400 Posi's are position from leader and (how wide the horse was at that position)

NoHorse	Plc	Mar	800 Posi	400 Posi	Time	3rd Qtr	4th Qt
9 KEAYANG TARA	1	0.0m	7.9m (0)	8.5m (0)	2:18.30	30.64s	29.26s
4 SPORTY AZZ	2	0.4m	18.9m (2)	7.2m (3)	2:18.33	29.70s	29.39s
1 TAPTHEKEG	3	1.4m	0.0m (0)	0.0m (0)	2:18.41	30.60s	30.01s
6 JIMMY JOYCE	4	5.6m	4.0m (0)	4.3m (0)	2:18.74	30.62s	30.02s
7 ERASMUS	5	6.3m	2.6m (1)	1.6m (1)	2:18.79	30.52s	30.27s
3 CONVAIR HUSTLER	6	17.8m	6.8m (1)	6.4m (1)	2:19.69	30.56s	30.81s
8 DOC HARVEY	7	18.4m	11.1m (1)	11.2m (3)	2:19.74	30.60s	30.50s
5 OUTER CHANGE	8	26.2m	14.7m (2)	6.9m (2)	2:20.35	30.00s	31.43s
2 COULD IT BE ME	9	70.0m	38.7m (0)	46.0m (0)	2:23.78	31.12s	31.92s

Finish Position and metres gained

First Arrow shows distance gain/loss from 2nd Qtr to 3rd Qtr, Second Arrow shows distance gain/loss from 3rd Qtr to Finish Blue arrow indicates best gain in these quarters.



Marburg Race 5 Distance 2200m

Sunday, 5 April 2026



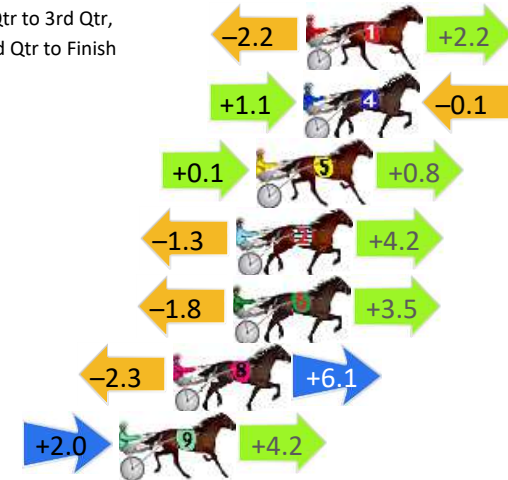
Gross Time: 2:48.00 MileRate: 2:02.90 LeadTime: 45.70s First Qtr: 33.00s Second Qtr: 31.50s Third Qtr: 28.30s Fourth Qtr: 29.50s

DATA TABLE: 800 / 400 Posi's are position from leader and (how wide the horse was at that position)

No	Horse	Plc	Mar	800 Posi	400 Posi	Time	3rd Qtr	4th Qt
1	SHADYS DELIGHT	1	0.0m	0.0m (0)	2.2m (0)	2:48.00	28.46s	29.34s
4	VODKA EN ICE	2	0.1m	1.1m (1)	0.0m (1)	2:48.01	28.22s	29.51s
5	AMERICAN BOULEVARD	3	2.0m	2.9m (2)	2.8m (2)	2:48.15	28.30s	29.45s
2	MAJOR GENERALJUJON	4	2.8m	5.7m (1)	7.0m (1)	2:48.22	28.40s	29.22s
6	YOGI	5	2.9m	4.6m (0)	6.4m (0)	2:48.22	28.44s	29.26s
8	GHOST TRAIN	6	5.3m	9.1m (0)	11.4m (0)	2:48.41	28.48s	29.09s
9	DOOLITTLE DOOZIE	7	7.5m	13.7m (1)	11.7m (1)	2:48.58	28.18s	29.24s

Finish Position and metres gained

First Arrow shows distance gain/loss from 2nd Qtr to 3rd Qtr, Second Arrow shows distance gain/loss from 3rd Qtr to Finish
Blue arrow indicates best gain in these quarters.



Marburg Race 6 Distance 2200m

Sunday, 5 April 2026

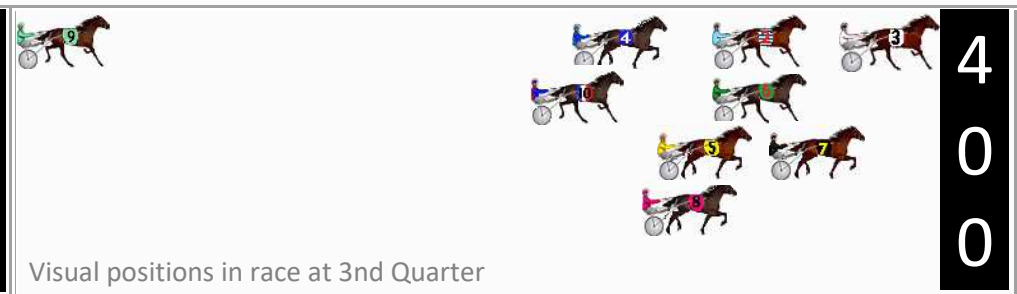


Gross Time: 2:47.70 MileRate: 2:02.70 LeadTime: 46.20s First Qtr: 32.90s Second Qtr: 31.40s Third Qtr: 29.30s Fourth Qtr: 27.90s

DATA TABLE: 800 / 400 Posi's are position from leader and (how wide the horse was at that position)

No	Horse	Plc	Mar	800 Posi	400 Posi	Time	3rd Qtr	4th Qt
3	THE HARRIS HAWK	1	0.0m	0.0m (0)	0.0m (0)	2:47.70	29.30s	27.90s
5	EDWARD JAY	2	1.9m	7.7m (1)	7.3m (2)	2:47.84	29.26s	27.52s
7	B MAC C	3	4.5m	12.1m (1)	2.8m (2)	2:48.03	28.62s	28.03s
2	GRACENAVA	4	6.5m	4.1m (0)	5.1m (0)	2:48.18	29.36s	28.02s
8	IM BOO	5	9.2m	17.0m (1)	7.9m (3)	2:48.37	28.62s	28.01s
10	QUEEN LILIBET	6	13.1m	21.4m (1)	12.4m (1)	2:48.66	28.62s	27.98s
4	MAJOR SLIP UP	7	16.1m	8.5m (0)	10.7m (0)	2:48.88	29.44s	28.32s
6	OUR SWEET JESS	8	26.2m	3.3m (1)	5.1m (1)	2:49.62	29.42s	29.46s
9	SON OF DOC	9	684.2m	406.9m (0)	455.7m (0)	3:37.89	32.06s	45.69s

Finish Position and metres gained

First Arrow shows distance gain/loss from 2nd Qtr to 3rd Qtr, Second Arrow shows distance gain/loss from 3rd Qtr to Finish. Blue arrow indicates best gain in these quarters.



Marburg Race 7 Distance 1850m

Sunday, 5 April 2026

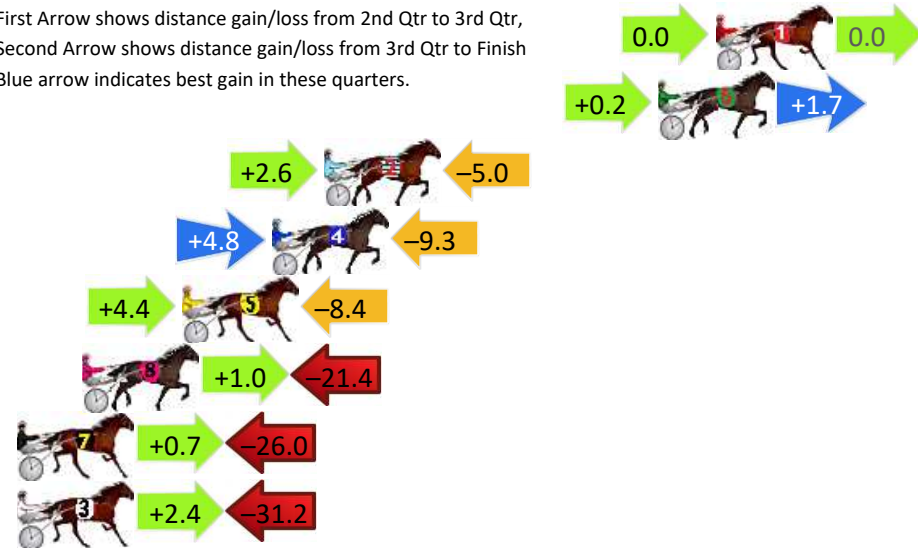
Gross Time: 2:15.90 MileRate: 1:58.20 LeadTime: 16.70s First Qtr: 30.90s Second Qtr: 31.20s Third Qtr: 29.10s Fourth Qtr: 28.00s

DATA TABLE: 800 / 400 Posi's are position from leader and (how wide the horse was at that position)

NoHorse	Plc	Mar	800 Posi	400 Posi	Time	3rd Qtr	4th Qt
1 SPLASHNDASH	1	0.0m	0.0m (0)	0.0m (0)	2:15.90	29.10s	28.00s
6 SHES IN LINE	2	2.3m	4.2m (0)	4.0m (0)	2:16.07	29.08s	27.89s
2 ONE LAST ROLL	3	15.7m	13.3m (1)	10.7m (2)	2:17.06	28.90s	28.40s
4 VINCENT TIME	4	17.8m	13.3m (0)	8.5m (1)	2:17.21	28.74s	28.71s
5 BETTOR CHEER	5	21.4m	17.4m (1)	13.0m (3)	2:17.48	28.76s	28.66s
8 KALASA	6	25.4m	5.0m (1)	4.0m (1)	2:17.77	29.02s	29.59s
7 BUBBA NAY	7	33.9m	8.6m (0)	7.9m (0)	2:18.40	29.04s	29.94s
3 STUDLEIGH ANNE	8	37.7m	8.9m (1)	6.5m (2)	2:18.68	28.92s	30.32s

Finish Position and metres gained

First Arrow shows distance gain/loss from 2nd Qtr to 3rd Qtr, Second Arrow shows distance gain/loss from 3rd Qtr to Finish. Blue arrow indicates best gain in these quarters.



8
0
0

Visual positions in race at 2nd Quarter



4
0
0

Visual positions in race at 3rd Quarter



Marburg Race 8 Distance 2200m

Sunday, 5 April 2026

Gross Time: 2:46.20 MileRate: 2:01.00 LeadTime: 45.70s First Qtr: 30.30s Second Qtr: 30.90s Third Qtr: 29.70s Fourth Qtr: 29.60s

DATA TABLE: 800 / 400 Posi's are position from leader and (how wide the horse was at that position)

NoHorse	Plc	Mar	800 Posi	400 Posi	Time	3rd Qtr	4th Qt
8 MARTIN MAGIC	1	0.0m	0.0m (0)	0.0m (0)	2:46.20	29.70s	29.60s
6 JEKAMIAS	2	0.5m	9.8m (1)	8.1m (2)	2:46.24	29.58s	29.04s
3 MERGE RIGHT	3	3.3m	4.3m (0)	4.1m (0)	2:46.46	29.68s	29.56s
9 GETAGRIP	4	4.3m	5.4m (1)	3.8m (1)	2:46.53	29.58s	29.65s
7 BONNIES CAM	5	4.5m	13.8m (1)	10.9m (3)	2:46.55	29.48s	29.15s
1 HES REGAL	6	5.3m	12.5m (0)	12.5m (1)	2:46.61	29.70s	29.09s
4 BEAU STEELE	7	10.4m	8.4m (0)	8.7m (0)	2:47.01	29.72s	29.77s
2 THE CASUAL GOOSE	8	11.2m	16.8m (0)	16.3m (1)	2:47.07	29.66s	29.27s
10 TILLY JAYNE	9	11.8m	17.9m (1)	15.7m (2)	2:47.12	29.54s	29.36s
11 AQUA SANCTA	10	12.6m	21.1m (0)	20.1m (0)	2:47.18	29.62s	29.10s

Finish Position and metres gained

First Arrow shows distance gain/loss from 2nd Qtr to 3rd Qtr, Second Arrow shows distance gain/loss from 3rd Qtr to Finish
Blue arrow indicates best gain in these quarters.



800

Visual positions in race at 2nd Quarter



400

Visual positions in race at 3rd Quarter



Marburg Race 9 Distance 1850m

Sunday, 5 April 2026

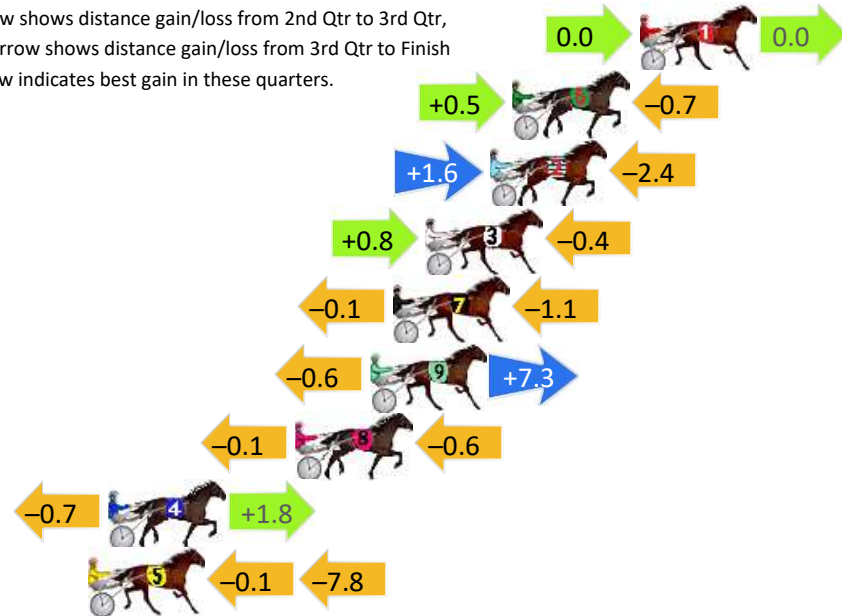
Gross Time: 2:17.90 MileRate: 1:59.90 LeadTime: 16.70s First Qtr: 32.00s Second Qtr: 30.60s Third Qtr: 29.50s Fourth Qtr: 29.10s

DATA TABLE: 800 / 400 Posi's are position from leader and (how wide the horse was at that position)

No	Horse	Plc	Mar	800 Posi	400 Posi	Time	3rd Qtr	4th Qt
1	LULU LUCIFER	1	0.0m	0.0m (0)	0.0m (0)	2:17.90	29.50s	29.10s
6	JO ROCKS	2	5.1m	4.9m (0)	4.4m (0)	2:18.29	29.46s	29.17s
2	SAN SABA	3	6.0m	5.2m (1)	3.6m (1)	2:18.36	29.38s	29.30s
3	AUNTY FRANCES	4	8.6m	9.0m (1)	8.2m (1)	2:18.56	29.44s	29.16s
7	SHEREACTS	5	9.9m	8.7m (0)	8.8m (0)	2:18.66	29.50s	29.22s
9	DOLLAR BROWNIE	6	10.8m	17.5m (1)	18.1m (2)	2:18.72	29.54s	28.60s
8	TINTINS TREASURE	7	13.8m	13.1m (1)	13.2m (2)	2:18.95	29.50s	29.19s
4	ASCOT ANNIE	8	21.3m	22.4m (1)	23.1m (0)	2:19.53	29.54s	29.05s
5	JIMMY BLING	9	22.1m	14.2m (0)	14.3m (0)	2:19.59	29.50s	29.75s

Finish Position and metres gained

First Arrow shows distance gain/loss from 2nd Qtr to 3rd Qtr,
Second Arrow shows distance gain/loss from 3rd Qtr to Finish
Blue arrow indicates best gain in these quarters.



800

Visual positions in race at 2nd Quarter



400

Visual positions in race at 3rd Quarter

