

# Marburg Race 1 Distance 1850m

Sunday, 19 April 2026

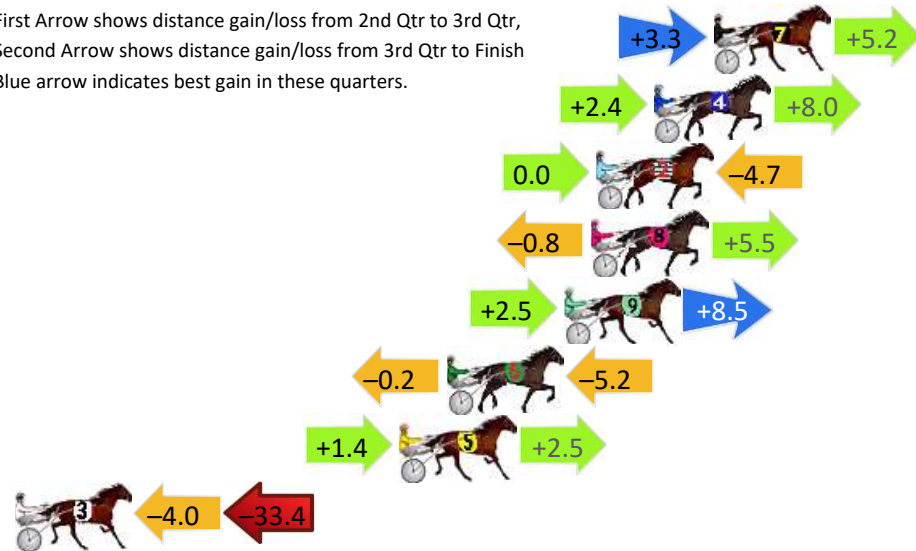
Gross Time: 2:19.10 MileRate: 2:01.00 LeadTime: 16.40s First Qtr: 30.40s Second Qtr: 30.30s Third Qtr: 30.30s Fourth Qtr: 31.70s

DATA TABLE: 800 / 400 Posi's are position from leader and (how wide the horse was at that position)

No	Horse	Plc	Mar	800 Posi	400 Posi	Time	3rd Qtr	4th Qt
7	SIYA	1	0.0m	8.5m (1)	5.2m (2)	2:19.10	30.06s	31.30s
4	FEARLESS DOLLY	2	2.4m	12.8m (1)	10.4m (2)	2:19.30	30.14s	31.10s
2	SCHMIKI	3	4.7m	0.0m (0)	0.0m (0)	2:19.49	30.30s	32.09s
8	PINK BONUS	4	4.9m	9.6m (0)	10.4m (0)	2:19.51	30.38s	31.31s
9	BROADWAYBEAUTY	5	6.0m	17.0m (1)	14.5m (2)	2:19.60	30.14s	31.08s
6	RESPECT THE MIKI	6	10.7m	5.3m (0)	5.5m (0)	2:19.99	30.32s	32.17s
5	MACMUFF	7	12.6m	16.5m (0)	15.1m (0)	2:20.14	30.22s	31.58s
3	PAMPERED ART	8	41.7m	4.3m (1)	8.3m (1)	2:22.55	30.62s	34.51s

## Finish Position and metres gained

First Arrow shows distance gain/loss from 2nd Qtr to 3rd Qtr, Second Arrow shows distance gain/loss from 3rd Qtr to Finish  
Blue arrow indicates best gain in these quarters.



800

Visual positions in race at 2nd Quarter



400

Visual positions in race at 3rd Quarter

# Marburg Race 2 Distance 1850m

Sunday, 19 April 2026


Gross Time: 2:19.90 MileRate: 2:01.70 LeadTime: 16.80s First Qtr: 32.40s Second Qtr: 31.80s Third Qtr: 29.30s Fourth Qtr: 29.60s

DATA TABLE: 800 / 400 Posi's are position from leader and (how wide the horse was at that position)

No	Horse	Plc	Mar	800 Posi	400 Posi	Time	3rd Qtr	4th Qt
2	WEE BONNIE	1	0.0m	0.0m (0)	0.0m (0)	2:19.90	29.30s	29.60s
8	DOUG STEWART	2	1.6m	7.7m (1)	5.7m (2)	2:20.02	29.16s	29.30s
7	ALLSHECANBE	3	2.8m	2.8m (1)	1.1m (1)	2:20.12	29.18s	29.74s
6	ONEANDONLY	4	4.5m	8.5m (0)	9.3m (1)	2:20.25	29.36s	29.27s
5	BLUE CHIP DANCE	5	5.7m	12.6m (0)	13.1m (0)	2:20.34	29.34s	29.08s
1	GLENEAGLE HUNTER	6	9.2m	4.1m (0)	4.9m (0)	2:20.61	29.36s	29.95s
9	KEEPING IT SIMPLE	7	9.4m	17.0m (1)	13.7m (3)	2:20.63	29.06s	29.33s
4	TWOSIPSALLY	8	14.3m	12.6m (1)	10.1m (2)	2:21.01	29.12s	29.97s
3	TIGER ATTACK	9	53.9m	17.6m (0)	29.0m (0)	2:24.08	30.14s	31.66s

## Finish Position and metres gained

First Arrow shows distance gain/loss from 2nd Qtr to 3rd Qtr, Second Arrow shows distance gain/loss from 3rd Qtr to Finish. Blue arrow indicates best gain in these quarters.



800

Visual positions in race at 2nd Quarter



400

Visual positions in race at 3rd Quarter



# Marburg Race 3 Distance 1850m

Sunday, 19 April 2026

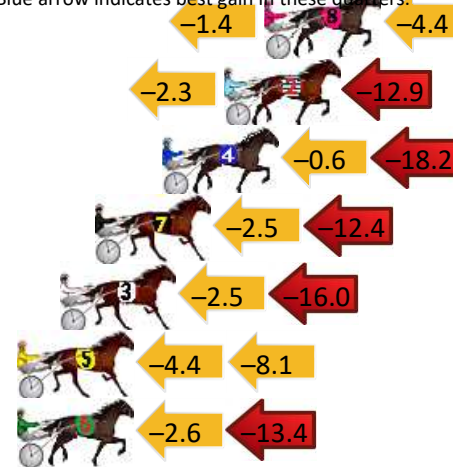
Gross Time: 2:19.10 MileRate: 2:01.00 LeadTime: 17.40s First Qtr: 32.80s Second Qtr: 32.40s Third Qtr: 28.90s Fourth Qtr: 27.60s

DATA TABLE: 800 / 400 Posi's are position from leader and (how wide the horse was at that position)

No	Horse	Plc	Mar	800 Posi	400 Posi	Time	3rd Qtr	4th Qt
1	BLING THE NOISE	1	0.0m	0.0m (0)	0.0m (0)	2:19.10	28.90s	27.60s
8	OUR SWEET JESS	2	18.1m	12.3m (1)	13.7m (2)	2:20.41	28.98s	27.95s
2	RAINBOW GAMBLER	3	19.7m	4.5m (0)	6.8m (0)	2:20.53	29.06s	28.55s
4	SKYLAR BREE	4	22.2m	3.4m (1)	4.0m (1)	2:20.71	28.94s	28.93s
7	THE REAL VANESSA	5	24.9m	10.0m (0)	12.5m (0)	2:20.91	29.06s	28.53s
3	SAYCHELLES	6	26.3m	7.8m (1)	10.3m (1)	2:21.01	29.06s	28.79s
5	PISCINA	7	29.8m	17.3m (1)	21.7m (2)	2:21.26	29.18s	28.24s
6	ICANANDIWILL	8	30.5m	14.5m (0)	17.1m (1)	2:21.31	29.06s	28.61s

## Finish Position and metres gained

First Arrow shows distance gain/loss from 2nd Qtr to 3rd Qtr, Second Arrow shows distance gain/loss from 3rd Qtr to Finish  
Blue arrow indicates best gain in these quarters.



800

Visual positions in race at 2nd Quarter



400

Visual positions in race at 3rd Quarter



# Marburg Race 4 Distance 1850m

Sunday, 19 April 2026

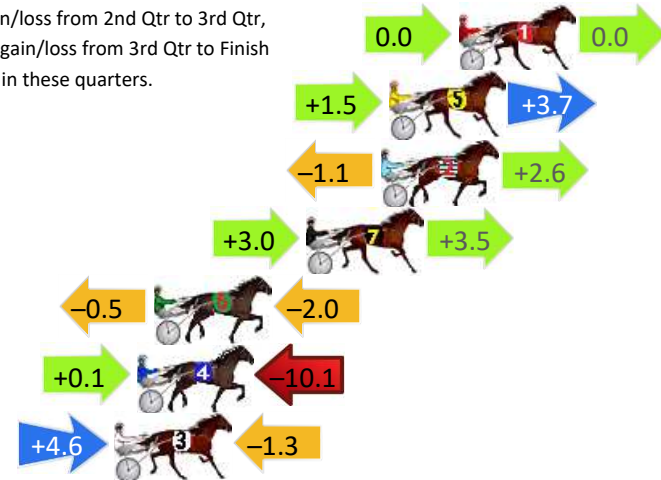
Gross Time: 2:15.90 MileRate: 1:58.30 LeadTime: 16.20s First Qtr: 31.90s Second Qtr: 30.90s Third Qtr: 28.20s Fourth Qtr: 28.70s

DATA TABLE: 800 / 400 Posi's are position from leader and (how wide the horse was at that position)

No	Horse	Plc	Mar	800 Posi	400 Posi	Time	3rd Qtr	4th Qt
1	B MAC C	1	0.0m	0.0m (0)	0.0m (0)	2:15.90	28.20s	28.70s
5	PUMPKIN PAT	2	2.8m	8.0m (1)	6.5m (2)	2:16.11	28.10s	28.45s
2	ART JESTER	3	3.1m	4.6m (0)	5.7m (0)	2:16.13	28.28s	28.53s
7	VINCENT TIME	4	6.1m	12.6m (1)	9.6m (1)	2:16.36	28.00s	28.48s
6	TURBO TOMMY	5	12.2m	9.7m (0)	10.2m (0)	2:16.82	28.24s	28.90s
4	BONNIES CAM	6	12.9m	2.9m (1)	2.8m (1)	2:16.87	28.20s	29.47s
3	THE TIGER ARMY	7	13.8m	17.1m (1)	12.5m (2)	2:16.94	27.88s	28.86s

## Finish Position and metres gained

First Arrow shows distance gain/loss from 2nd Qtr to 3rd Qtr, Second Arrow shows distance gain/loss from 3rd Qtr to Finish  
Blue arrow indicates best gain in these quarters.



800

Visual positions in race at 2nd Quarter



400

Visual positions in race at 3rd Quarter

# Marburg Race 5 Distance 1850m




Sunday, 19 April 2026

Gross Time: 2:17.30 MileRate: 1:59.40 LeadTime: 16.30s First Qtr: 29.00s Second Qtr: 31.60s Third Qtr: 31.70s Fourth Qtr: 28.70s

DATA TABLE: 800 / 400 Posi's are position from leader and (how wide the horse was at that position)

No	Horse	Plc	Mar	800 Posi	400 Posi	Time	3rd Qtr	4th Qt
7	SATURDAY DANCE	1	0.0m	9.2m (1)	2.1m (2)	2:17.30	31.14s	28.54s
1	BOLD PERSONALITY	2	8.5m	5.1m (1)	0.0m (1)	2:17.94	31.30s	29.34s
4	ROCKNROLL KNIGHT	3	15.0m	8.2m (0)	6.9m (1)	2:18.43	31.58s	29.31s
2	BAHAMAS MISS	4	17.7m	0.0m (0)	0.0m (0)	2:18.63	31.70s	30.03s
8	TARIFF TIME	5	18.6m	13.2m (1)	6.9m (2)	2:18.70	31.18s	29.58s
3	STONES	6	28.1m	4.1m (0)	4.3m (0)	2:19.42	31.70s	30.50s
6	KINGSBURY	7	28.2m	17.3m (0)	13.9m (0)	2:19.42	31.38s	29.78s
5	LADY ALLEGRA	8	183.8m	102.4m (0)	122.3m (0)	2:31.15	32.84s	33.37s

## Finish Position and metres gained



# Marburg Race 6 Distance 1850m

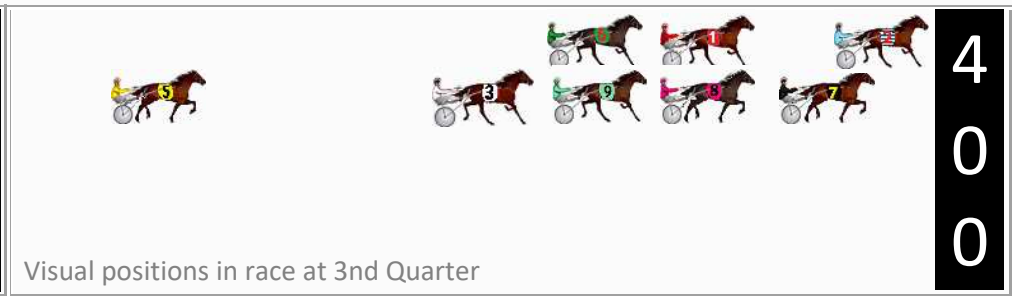


Sunday, 19 April 2026

Gross Time: 2:17.60 MileRate: 1:59.70 LeadTime: 17.10s First Qtr: 30.00s Second Qtr: 30.50s Third Qtr: 30.40s Fourth Qtr: 29.60s

DATA TABLE: 800 / 400 Posi's are position from leader and (how wide the horse was at that position)

No	Horse	Plc	Mar	800 Posi	400 Posi	Time	3rd Qtr	4th Qt
2	DOOLITTLE DOOZZIE	1	0.0m	0.0m (0)	0.0m (0)	2:17.60	30.40s	29.60s
7	CONVAIR HUSTLER	2	12.8m	3.2m (1)	2.2m (1)	2:18.59	30.32s	30.43s
6	COULD IT BE ME	3	16.3m	9.0m (0)	11.5m (0)	2:18.86	30.58s	30.00s
3	OUTER CHANGE	4	21.4m	13.2m (0)	16.1m (1)	2:19.26	30.60s	30.06s
1	BEYONSKI	5	22.0m	4.5m (0)	7.0m (0)	2:19.31	30.58s	30.79s
9	SHES BEWITCHED	6	23.4m	11.9m (1)	11.3m (1)	2:19.42	30.34s	30.58s
8	MOLLIDOR	7	27.0m	7.9m (1)	7.0m (1)	2:19.69	30.32s	31.17s
5	CHARLIE CHUCKLES	8	76.3m	18.0m (1)	29.0m (1)	2:23.52	31.20s	33.36s

## Finish Position and metres gained



# Marburg Race 7 Distance 2200m

Sunday, 19 April 2026

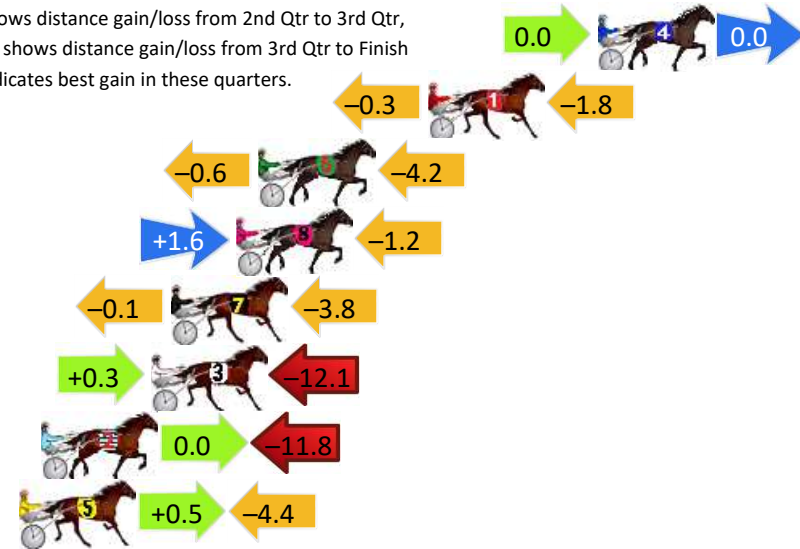
Gross Time: 2:43.20 MileRate: 1:59.40 LeadTime: 43.32s First Qtr: 31.00s Second Qtr: 30.64s Third Qtr: 29.20s Fourth Qtr: 29.04s

DATA TABLE: 800 / 400 Posi's are position from leader and (how wide the horse was at that position)

No	Horse	Plc	Mar	800 Posi	400 Posi	Time	3rd Qtr	4th Qt
4	ONE LAST ROLL	1	0.0m	0.0m (0)	0.0m (0)	2:43.20	29.20s	29.04s
1	LULU LUCIFER	2	6.8m	4.7m (0)	5.0m (0)	2:43.72	29.22s	29.20s
6	SAN SABA	3	13.6m	8.8m (0)	9.4m (0)	2:44.24	29.24s	29.40s
8	THE REAL ROCKETMAN	4	14.5m	14.9m (1)	13.3m (2)	2:44.30	29.08s	29.18s
7	BEAU STEELE	5	17.1m	13.2m (0)	13.3m (0)	2:44.50	29.20s	29.38s
3	GRACENAVA	6	17.9m	6.1m (1)	5.8m (1)	2:44.56	29.18s	29.98s
2	JIMMY BLING	7	22.3m	10.5m (1)	10.5m (1)	2:44.90	29.20s	29.98s
5	ASCOT ANNIE	8	23.2m	19.3m (1)	18.8m (2)	2:44.97	29.16s	29.45s

## Finish Position and metres gained

First Arrow shows distance gain/loss from 2nd Qtr to 3rd Qtr, Second Arrow shows distance gain/loss from 3rd Qtr to Finish  
Blue arrow indicates best gain in these quarters.



8  
0  
0

Visual positions in race at 2nd Quarter



4  
0  
0

Visual positions in race at 3rd Quarter



# Marburg Race 8 Distance 1850m

Sunday, 19 April 2026

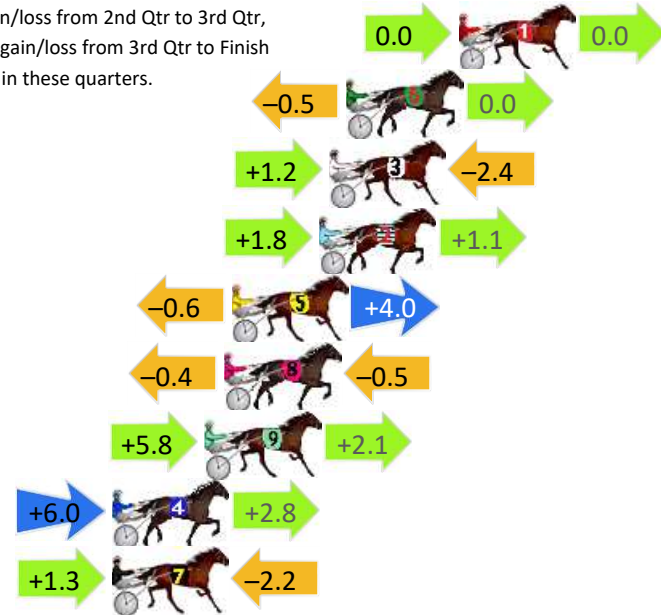
Gross Time: 2:17.80 MileRate: 1:59.90 LeadTime: 16.90s First Qtr: 31.70s Second Qtr: 31.50s Third Qtr: 28.40s Fourth Qtr: 29.30s

DATA TABLE: 800 / 400 Posi's are position from leader and (how wide the horse was at that position)

NoHorse	Plc	Mar	800 Posi	400 Posi	Time	3rd Qtr	4th Qt
1 SAINT LOUIS BEAT	1	0.0m	0.0m (0)	0.0m (0)	2:17.80	28.40s	29.30s
6 PINK RIVER DIAMOND	2	4.5m	4.0m (0)	4.5m (0)	2:18.15	28.44s	29.33s
3 YOGI	3	5.2m	4.0m (1)	2.8m (1)	2:18.20	28.32s	29.50s
2 MALIBU DREAM	4	5.6m	8.5m (1)	6.7m (2)	2:18.23	28.28s	29.25s
5 LA SABINA	5	9.1m	12.5m (0)	13.1m (0)	2:18.50	28.46s	29.06s
8 ROCKNROLL DA GAMA	6	9.4m	8.5m (0)	8.9m (0)	2:18.52	28.44s	29.38s
9 MAJOR SLIP UP	7	10.2m	18.1m (1)	12.3m (2)	2:18.58	28.00s	29.20s
4 SHADYS DELIGHT	8	13.9m	22.7m (1)	16.7m (2)	2:18.87	28.00s	29.17s
7 KEAYANG TARA	9	13.9m	13.0m (1)	11.7m (1)	2:18.87	28.32s	29.53s

## Finish Position and metres gained

First Arrow shows distance gain/loss from 2nd Qtr to 3rd Qtr,  
Second Arrow shows distance gain/loss from 3rd Qtr to Finish  
Blue arrow indicates best gain in these quarters.



800

Visual positions in race at 2nd Quarter



400

Visual positions in race at 3rd Quarter

