

# Marburg Race 1 Distance 1850m

Sunday, 26 April 2026

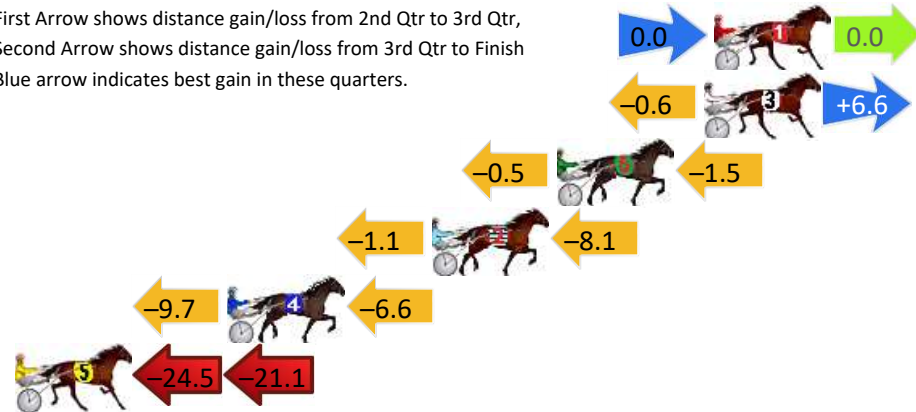
Gross Time: 2:18.40 MileRate: 2:00.40 LeadTime: 17.10s First Qtr: 31.20s Second Qtr: 30.20s Third Qtr: 30.10s Fourth Qtr: 29.80s

DATA TABLE: 800 / 400 Posi's are position from leader and (how wide the horse was at that position)

NoHorse	Plc	Mar	800 Posi	400 Posi	Time	3rd Qtr	4th Qt
1 RAINBOW GAMBLER	1	0.0m	0.0m (0)	0.0m (0)	2:18.40	30.10s	29.80s
3 KINGSBURY	2	0.4m	6.4m (1)	7.0m (2)	2:18.43	30.14s	29.31s
6 STONES	3	6.3m	4.3m (0)	4.8m (0)	2:18.89	30.14s	29.93s
2 BAHAMAS MISS	4	11.3m	2.1m (1)	3.2m (1)	2:19.28	30.18s	30.44s
4 LUSTRE	5	19.5m	3.2m (2)	12.9m (0)	2:19.92	30.82s	30.36s
5 SINGER SNAP	6	62.7m	17.1m (0)	41.6m (0)	2:23.30	31.92s	31.60s

## Finish Position and metres gained

First Arrow shows distance gain/loss from 2nd Qtr to 3rd Qtr, Second Arrow shows distance gain/loss from 3rd Qtr to Finish Blue arrow indicates best gain in these quarters.



800

Visual positions in race at 2nd Quarter



400

Visual positions in race at 3rd Quarter



# Marburg Race 2 Distance 1850m

Sunday, 26 April 2026



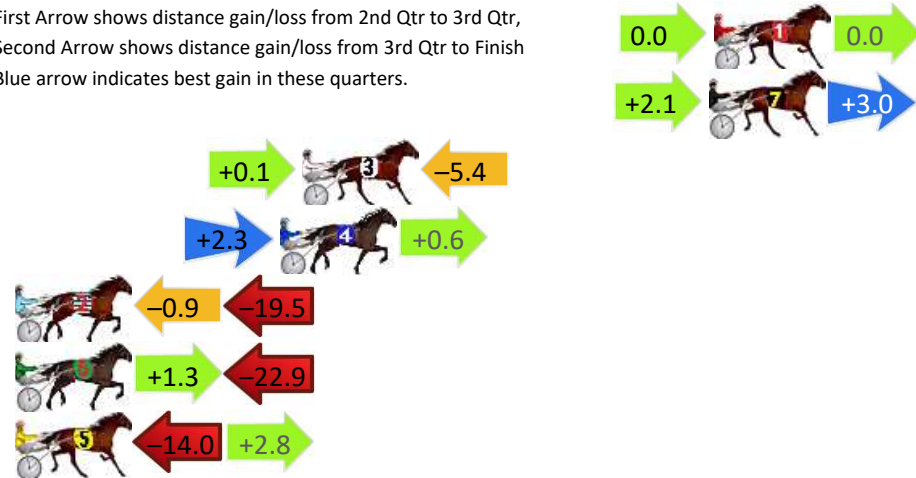
Gross Time: 2:19.20 MileRate: 2:01.10 LeadTime: 16.50s First Qtr: 31.40s Second Qtr: 30.40s Third Qtr: 30.20s Fourth Qtr: 30.70s

DATA TABLE: 800 / 400 Posi's are position from leader and (how wide the horse was at that position)

NoHorse	Plc	Mar	800 Posi	400 Posi	Time	3rd Qtr	4th Qt
1 RESPECT THE MIKI	1	0.0m	0.0m (0)	0.0m (0)	2:19.20	30.20s	30.70s
7 SCHMIKI	2	0.2m	5.3m (0)	3.2m (1)	2:19.22	30.04s	30.48s
3 MACMUFF	3	16.5m	11.2m (0)	11.1m (0)	2:20.53	30.20s	31.19s
4 VICE CHAIRWOMAN	4	17.4m	20.3m (0)	18.0m (0)	2:20.60	30.04s	30.74s
2 BETTY WINKLE	5	35.9m	15.5m (0)	16.4m (1)	2:22.08	30.28s	32.34s
6 FEARLESS DOLLY	6	45.6m	24.0m (1)	22.7m (1)	2:22.86	30.12s	32.64s
5 KISS MY CLASS	7	46.9m	35.7m (0)	49.7m (0)	2:22.97	31.28s	30.71s

## Finish Position and metres gained

First Arrow shows distance gain/loss from 2nd Qtr to 3rd Qtr, Second Arrow shows distance gain/loss from 3rd Qtr to Finish Blue arrow indicates best gain in these quarters.



# Marburg Race 3 Distance 1850m

Sunday, 26 April 2026

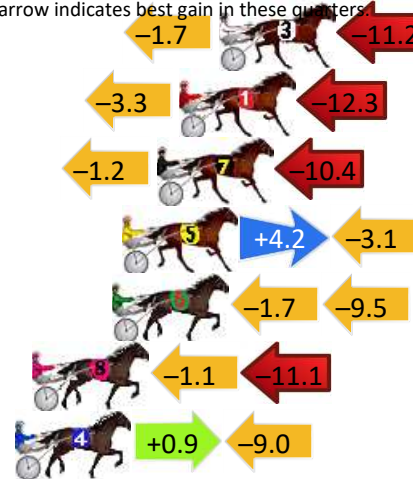
Gross Time: 2:16.40 MileRate: 1:58.60 LeadTime: 16.70s First Qtr: 30.60s Second Qtr: 30.10s Third Qtr: 29.70s Fourth Qtr: 29.30s

DATA TABLE: 800 / 400 Posi's are position from leader and (how wide the horse was at that position)

No	Horse	Plc	Mar	800 Posi	400 Posi	Time	3rd Qtr	4th Qt
2	LANEYS LAST	1	0.0m	0.0m (0)	0.0m (0)	2:16.40	29.70s	29.30s
3	WEE BONNIE	2	18.3m	5.4m (1)	7.1m (1)	2:17.81	29.82s	30.19s
1	ESTIVAL	3	19.9m	4.3m (0)	7.6m (0)	2:17.93	29.94s	30.27s
7	TARIFF TIME	4	20.8m	9.2m (1)	10.4m (2)	2:18.00	29.78s	30.14s
5	ICANANDIWILL	5	22.2m	23.3m (1)	19.1m (1)	2:18.11	29.38s	29.61s
6	BOLD PERSONALITY	6	22.6m	11.4m (0)	13.1m (0)	2:18.14	29.82s	30.08s
8	ROCKNROLL KNIGHT	7	25.8m	13.6m (1)	14.7m (1)	2:18.38	29.78s	30.20s
4	SKYLAR BREE	8	26.5m	18.4m (1)	17.5m (2)	2:18.44	29.62s	30.06s

## Finish Position and metres gained

First Arrow shows distance gain/loss from 2nd Qtr to 3rd Qtr, Second Arrow shows distance gain/loss from 3rd Qtr to Finish  
Blue arrow indicates best gain in these quarters



800

Visual positions in race at 2nd Quarter



400

Visual positions in race at 3rd Quarter



# Marburg Race 4 Distance 1850m

Sunday, 26 April 2026



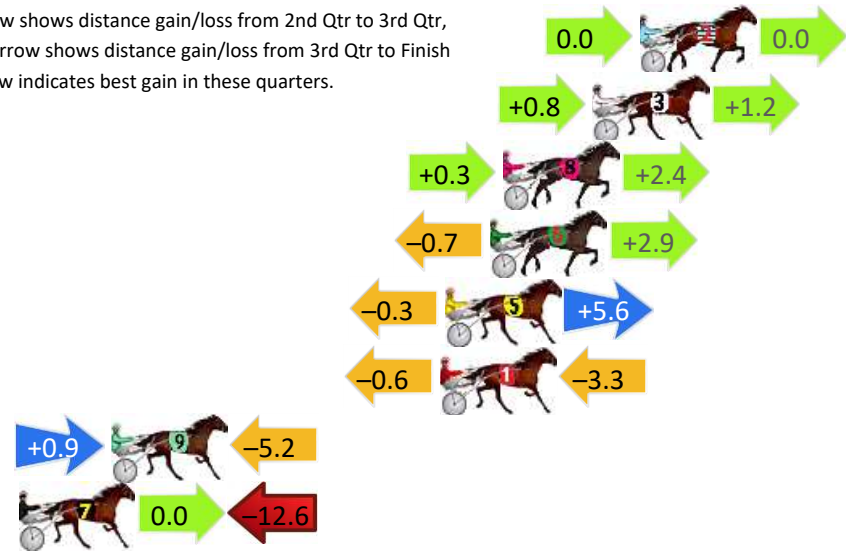
Gross Time: 2:19.70 MileRate: 2:01.50 LeadTime: 16.70s First Qtr: 29.90s Second Qtr: 31.60s Third Qtr: 31.40s Fourth Qtr: 30.10s

DATA TABLE: 800 / 400 Posi's are position from leader and (how wide the horse was at that position)

No	Horse	Plc	Mar	800 Posi	400 Posi	Time	3rd Qtr	4th Qt
2	SIYA	1	0.0m	0.0m (0)	0.0m (0)	2:19.70	31.40s	30.10s
3	VICTREE BUSTA	2	1.9m	3.9m (1)	3.1m (1)	2:19.85	31.34s	30.01s
8	ONEANDONLY	3	5.5m	8.2m (1)	7.9m (1)	2:20.13	31.36s	29.93s
6	KEEPING IT SIMPLE	4	6.0m	8.2m (0)	8.9m (0)	2:20.17	31.44s	29.89s
5	BLUE CHIP DANCE	5	7.8m	13.1m (0)	13.4m (0)	2:20.31	31.40s	29.69s
1	GLENEAGLE HUNTER	6	8.0m	4.1m (0)	4.7m (0)	2:20.33	31.44s	30.37s
9	DOUG STEWART	7	21.2m	16.9m (1)	16.0m (2)	2:21.37	31.30s	30.55s
7	TWOSIPSALLY	8	24.9m	12.3m (1)	12.3m (1)	2:21.66	31.38s	31.12s

## Finish Position and metres gained

First Arrow shows distance gain/loss from 2nd Qtr to 3rd Qtr, Second Arrow shows distance gain/loss from 3rd Qtr to Finish  
Blue arrow indicates best gain in these quarters.



Visual positions in race at 2nd Quarter

Visual positions in race at 3rd Quarter

# Marburg Race 5 Distance 2200m

Sunday, 26 April 2026

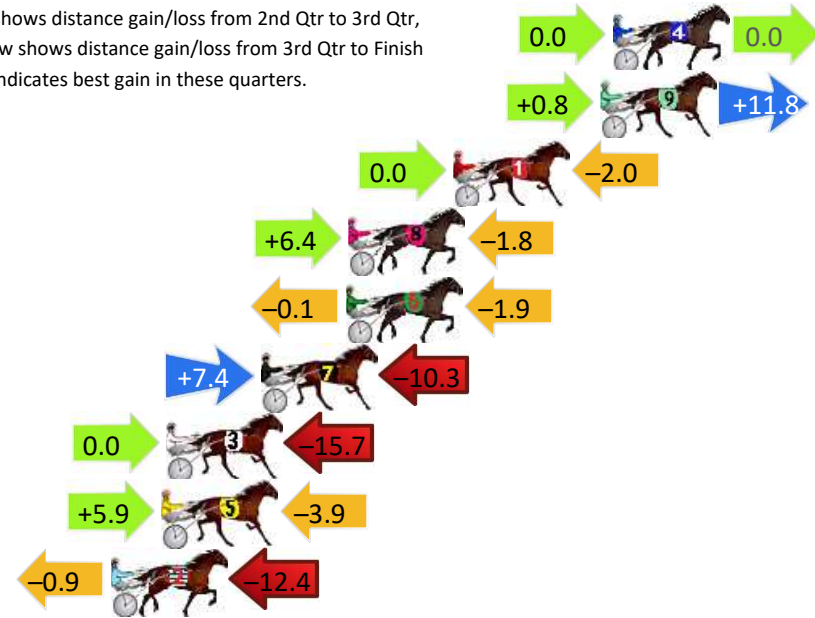
Gross Time: 2:48.10 MileRate: 2:03.00 LeadTime: 44.10s First Qtr: 32.70s Second Qtr: 32.40s Third Qtr: 29.60s Fourth Qtr: 29.30s

DATA TABLE: 800 / 400 Posi's are position from leader and (how wide the horse was at that position)

No	Horse	Plc	Mar	800 Posi	400 Posi	Time	3rd Qtr	4th Qt
4	PARTY CHANGER	1	0.0m	0.0m (0)	0.0m (0)	2:48.10	29.60s	29.30s
9	YOGI	2	0.5m	13.1m (0)	12.3m (2)	2:48.14	29.54s	28.44s
1	MOLLIDOR	3	6.4m	4.4m (0)	4.4m (0)	2:48.59	29.60s	29.47s
8	MAJOR MISCHIEF	4	10.6m	15.2m (1)	8.8m (2)	2:48.91	29.12s	29.47s
6	CHARLIE CHUCKLES	5	10.7m	8.7m (0)	8.8m (0)	2:48.92	29.60s	29.48s
7	JILLIBY PANDA	6	14.1m	11.2m (1)	3.8m (2)	2:49.18	29.06s	30.10s
3	CONVAIR HUSTLER	7	17.9m	2.2m (1)	2.2m (1)	2:49.48	29.60s	30.52s
5	COPY WRITER	8	18.1m	20.1m (1)	14.2m (0)	2:49.49	29.16s	29.65s
2	COULD IT BE ME	9	20.1m	6.8m (1)	7.7m (1)	2:49.64	29.66s	30.28s

## Finish Position and metres gained

First Arrow shows distance gain/loss from 2nd Qtr to 3rd Qtr, Second Arrow shows distance gain/loss from 3rd Qtr to Finish. Blue arrow indicates best gain in these quarters.



800

Visual positions in race at 2nd Quarter



400

Visual positions in race at 3rd Quarter



# Marburg Race 6 Distance 1850m

Sunday, 26 April 2026



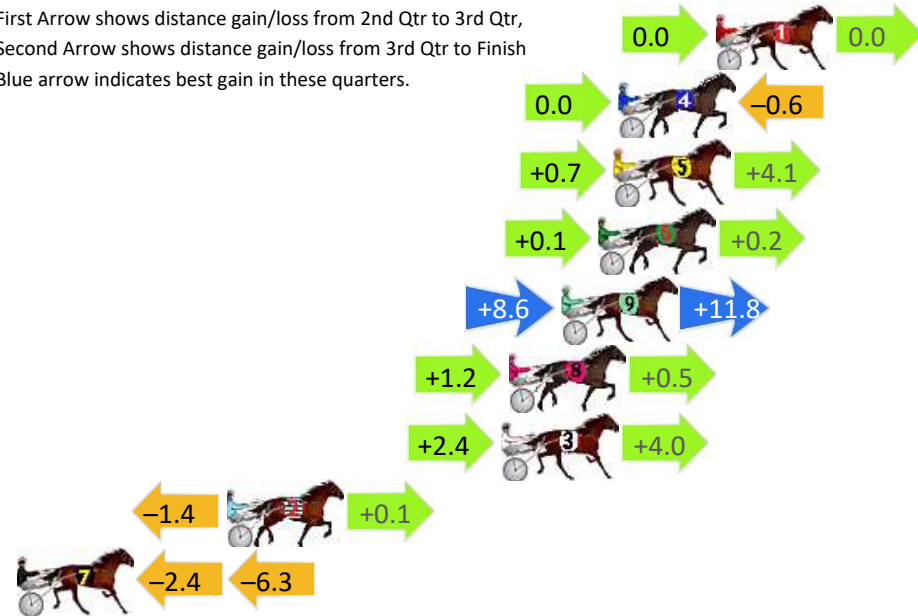
Gross Time: 2:18.30 MileRate: 2:00.30 LeadTime: 16.80s First Qtr: 31.90s Second Qtr: 30.70s Third Qtr: 29.00s Fourth Qtr: 29.90s

DATA TABLE: 800 / 400 Posi's are position from leader and (how wide the horse was at that position)

No	Horse	Plc	Mar	800 Posi	400 Posi	Time	3rd Qtr	4th Qt
1	SAINT LOUIS BEAT	1	0.0m	0.0m (0)	0.0m (0)	2:18.30	29.00s	29.90s
4	AUNTY FRANCES	2	3.9m	3.3m (1)	3.3m (1)	2:18.61	29.00s	29.97s
5	JIMMY BLING	3	4.1m	8.9m (1)	8.2m (1)	2:18.62	28.96s	29.62s
6	CAPTAIN OH CAPTAIN	4	4.7m	5.0m (0)	4.9m (0)	2:18.67	29.00s	29.91s
9	BEAU STEELE	5	6.2m	26.6m (2)	18.0m (0)	2:18.79	28.40s	29.07s
8	GRACENAVA	6	8.3m	10.0m (0)	8.8m (0)	2:18.95	28.92s	29.91s
3	IDEAL TIGER	7	8.6m	15.0m (0)	12.6m (1)	2:18.97	28.84s	29.65s
2	PINK RIVER DIAMOND	8	19.6m	18.3m (1)	19.7m (1)	2:19.84	29.12s	30.00s
7	LA SABINA	9	29.8m	21.1m (2)	23.5m (2)	2:20.63	29.20s	30.51s

## Finish Position and metres gained

First Arrow shows distance gain/loss from 2nd Qtr to 3rd Qtr, Second Arrow shows distance gain/loss from 3rd Qtr to Finish  
Blue arrow indicates best gain in these quarters.



# Marburg Race 7 Distance 2200m

Sunday, 26 April 2026



Gross Time: 2:47.80 MileRate: 2:02.70 LeadTime: 44.30s First Qtr: 31.50s Second Qtr: 30.60s Third Qtr: 30.70s Fourth Qtr: 30.70s

DATA TABLE: 800 / 400 Posi's are position from leader and (how wide the horse was at that position)

NoHorse	Plc	Mar	800 Posi	400 Posi	Time	3rd Qtr	4th Qt
3 SHES BEWITCHED	1	0.0m	0.0m (0)	0.0m (0)	2:47.80	30.70s	30.70s
9 KEAYANG TARA	2	4.2m	8.4m (0)	10.5m (0)	2:48.14	30.86s	30.24s
4 ROCKNROLL DA GAMA	3	14.6m	20.0m (1)	13.4m (2)	2:48.97	30.20s	30.85s
6 MY ULTIMATE RUDI	4	21.1m	11.6m (1)	14.2m (1)	2:49.49	30.90s	31.31s
5 SHADYS DELIGHT	5	21.5m	24.2m (1)	16.3m (3)	2:49.53	30.10s	31.19s
1 KIWI ROYALTY	6	22.9m	4.2m (0)	6.3m (0)	2:49.64	30.86s	32.06s
8 GOOD WORD THAT	7	23.7m	16.0m (1)	14.7m (0)	2:49.70	30.60s	31.48s
2 OUTER CHANGE	8	30.6m	7.9m (1)	9.4m (2)	2:50.26	30.82s	32.44s
7 MULLUM BOY	9	33.6m	3.7m (1)	8.9m (1)	2:50.50	31.10s	32.72s

## Finish Position and metres gained

First Arrow shows distance gain/loss from 2nd Qtr to 3rd Qtr, Second Arrow shows distance gain/loss from 3rd Qtr to Finish  
Blue arrow indicates best gain in these quarters.



# Marburg Race 8 Distance 1850m

Sunday, 26 April 2026




Gross Time: 2:16.40 MileRate: 1:58.70 LeadTime: 16.30s First Qtr: 31.70s Second Qtr: 28.50s Third Qtr: 29.70s Fourth Qtr: 30.20s

DATA TABLE: 800 / 400 Posi's are position from leader and (how wide the horse was at that position)

No	Horse	Plc	Mar	800 Posi	400 Posi	Time	3rd Qtr	4th Qt
3	SHEREACTS	1	0.0m	0.0m (0)	0.0m (0)	2:16.40	29.70s	30.20s
1	SAN SABA	2	2.3m	4.5m (0)	4.3m (0)	2:16.58	29.70s	30.06s
6	MILLIEWOOD	3	3.0m	8.8m (0)	8.1m (0)	2:16.64	29.68s	29.84s
5	MAYWYN TROUBADOUR	4	15.3m	17.5m (1)	12.4m (0)	2:17.61	29.38s	30.49s
2	AMERICAN BOULEVARD	5	19.1m	1.1m (1)	5.4m (1)	2:17.91	30.02s	31.31s
7	MULLUM DOC	6	20.9m	5.7m (1)	8.6m (2)	2:18.05	29.94s	31.21s
9	THE REAL ROCKETMAN	7	21.3m	10.7m (1)	12.9m (1)	2:18.08	29.90s	30.92s
8	ROSIE POLLEN	8	29.1m	27.1m (0)	23.6m (0)	2:18.70	29.54s	30.74s

## Finish Position and metres gained

First Arrow shows distance gain/loss from 2nd Qtr to 3rd Qtr, Second Arrow shows distance gain/loss from 3rd Qtr to Finish Blue arrow indicates best gain in these quarters.



# Marburg Race 9 Distance 2200m

Sunday, 26 April 2026

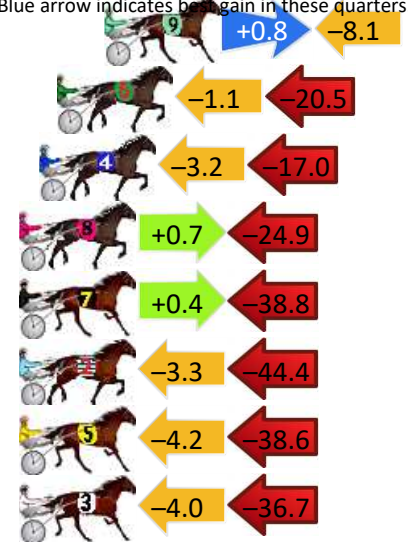
Gross Time: 2:42.20 MileRate: 1:58.60 LeadTime: 42.20s First Qtr: 30.20s Second Qtr: 31.10s Third Qtr: 29.80s Fourth Qtr: 28.90s

DATA TABLE: 800 / 400 Posi's are position from leader and (how wide the horse was at that position)


No	Horse	Plc	Mar	800 Posi	400 Posi	Time	3rd Qtr	4th Qt
1	DUAL CAM	1	0.0m	0.0m (0)	0.0m (0)	2:42.20	29.80s	28.90s
9	B MAC C	2	24.6m	17.3m (2)	16.5m (2)	2:44.07	29.72s	29.57s
6	KALASA	3	26.5m	4.9m (0)	6.0m (0)	2:44.21	29.88s	30.47s
4	MY PURPLE PATCH	4	27.2m	7.0m (1)	10.2m (1)	2:44.26	30.02s	30.22s
8	ROCK NIEN	5	37.2m	13.0m (2)	12.3m (2)	2:45.02	29.74s	30.82s
7	MUCH BETTOR	6	47.0m	8.6m (2)	8.2m (2)	2:45.76	29.76s	31.86s
2	ONE LAST ROLL	7	50.4m	2.7m (1)	6.0m (1)	2:46.02	30.04s	32.28s
5	LETHAL LOUIE	8	52.0m	9.2m (0)	13.4m (0)	2:46.14	30.10s	31.86s
3	TURBO TOMMY	9	52.6m	11.9m (1)	15.9m (1)	2:46.19	30.08s	31.73s

## Finish Position and metres gained

First Arrow shows distance gain/loss from 2nd Qtr to 3rd Qtr, Second Arrow shows distance gain/loss from 3rd Qtr to Finish  
Blue arrow indicates break gain in these quarters.



Visual positions in race at 2nd Quarter



Visual positions in race at 3rd Quarter

