

Marburg Race 1 Distance 1850m

Monday, 4 May 2026

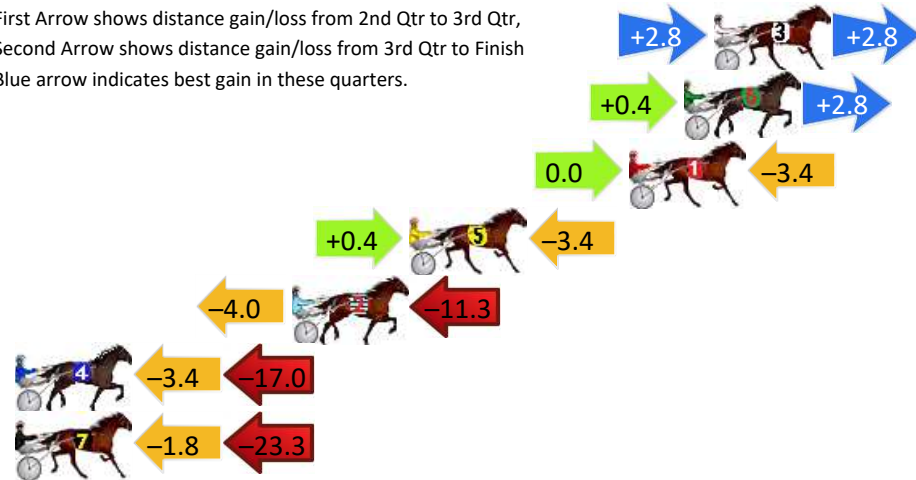
Gross Time: 2:15.40 MileRate: 1:57.80 LeadTime: 16.90s First Qtr: 30.00s Second Qtr: 29.50s Third Qtr: 29.60s Fourth Qtr: 29.40s

DATA TABLE: 800 / 400 Posi's are position from leader and (how wide the horse was at that position)

No	Horse	Plc	Mar	800 Posi	400 Posi	Time	3rd Qtr	4th Qt
3	DEAL IT VINNIE	1	0.0m	5.6m (1)	2.8m (2)	2:15.40	29.39s	29.20s
6	ONEANDONLY	2	1.2m	4.4m (0)	4.0m (0)	2:15.49	29.57s	29.20s
1	KEEPING IT SIMPLE	3	3.4m	0.0m (0)	0.0m (0)	2:15.66	29.60s	29.65s
5	DOUG STEWART	4	12.2m	9.2m (0)	8.8m (2)	2:16.34	29.57s	29.65s
2	BLUE CHIP DANCE	5	16.9m	1.6m (1)	5.6m (1)	2:16.70	29.90s	30.23s
4	VICTREE BUSTA	6	30.2m	9.8m (1)	13.2m (1)	2:17.73	29.85s	30.64s
7	GLENEAGLE HUNTER	7	39.3m	14.2m (0)	16.0m (0)	2:18.43	29.74s	31.10s

Finish Position and metres gained

First Arrow shows distance gain/loss from 2nd Qtr to 3rd Qtr, Second Arrow shows distance gain/loss from 3rd Qtr to Finish
Blue arrow indicates best gain in these quarters.



800

Visual positions in race at 2nd Quarter



400

Visual positions in race at 3rd Quarter



Marburg Race 2 Distance 1850m

Monday, 4 May 2026


Gross Time: 2:22.30 MileRate: 2:03.80 LeadTime: 17.30s First Qtr: 33.50s Second Qtr: 32.10s Third Qtr: 30.10s Fourth Qtr: 29.30s

DATA TABLE: 800 / 400 Posi's are position from leader and (how wide the horse was at that position)

NoHorse	Plc	Mar	800 Posi	400 Posi	Time	3rd Qtr	4th Qt
3 SCHMIKI	1	0.0m	0.0m (0)	0.0m (0)	2:22.30	30.10s	29.30s
9 TOODALOU	2	1.4m	16.6m (2)	2.2m (2)	2:22.41	29.02s	29.25s
6 MAJOR CIARA	3	3.8m	3.8m (1)	1.6m (1)	2:22.59	29.94s	29.47s
1 SWEET CHARMER	4	5.7m	4.3m (0)	4.9m (0)	2:22.74	30.14s	29.38s
8 CATTLECALL	5	9.8m	12.6m (1)	8.1m (2)	2:23.05	29.76s	29.45s
4 BETTY WINKLE	6	14.3m	8.6m (0)	8.9m (0)	2:23.40	30.12s	29.74s
5 KEAYANG LACEY	7	16.6m	7.5m (1)	10.3m (1)	2:23.58	30.30s	29.82s
7 FEARLESS DOLLY	8	16.7m	13.4m (0)	16.0m (0)	2:23.58	30.28s	29.40s
2 LOOKUPINTOTHE SKY	9	105.8m	20.3m (0)	34.1m (0)	2:30.43	31.10s	34.91s

Finish Position and metres gained

First Arrow shows distance gain/loss from 2nd Qtr to 3rd Qtr, Second Arrow shows distance gain/loss from 3rd Qtr to Finish. Blue arrow indicates best gain in these quarters.



800

Visual positions in race at 2nd Quarter



400

Visual positions in race at 3rd Quarter



Marburg Race 3 Distance 1850m

Monday, 4 May 2026


Gross Time: 2:18.80 MileRate: 2:00.80 LeadTime: 16.80s First Qtr: 32.60s Second Qtr: 31.50s Third Qtr: 29.30s Fourth Qtr: 28.60s

DATA TABLE: 800 / 400 Posi's are position from leader and (how wide the horse was at that position)

No	Horse	Plc	Mar	800 Posi	400 Posi	Time	3rd Qtr	4th Qt
2	GOOD WORD THAT	1	0.0m	0.0m (0)	0.0m (0)	2:18.80	29.30s	28.60s
3	COPY WRITER	2	2.2m	6.6m (1)	5.6m (2)	2:18.97	29.22s	28.37s
6	JILLIBY PANDA	3	2.6m	8.8m (0)	8.6m (0)	2:19.00	29.28s	28.18s
9	MULLUM BOY	4	7.3m	12.9m (0)	13.1m (0)	2:19.35	29.30s	28.21s
1	BEYONSKI	5	7.7m	4.4m (0)	4.5m (0)	2:19.38	29.30s	28.86s
5	GHOST TRAIN	6	23.1m	2.2m (1)	6.7m (1)	2:20.53	29.62s	29.85s
8	CHARLIE CHUCKLES	7	23.5m	14.8m (1)	15.3m (2)	2:20.56	29.32s	29.26s
4	WILLROBY	8	28.8m	19.2m (1)	20.6m (0)	2:20.96	29.38s	29.28s
7	MONTANA ONE	9	31.7m	10.4m (1)	11.1m (2)	2:21.18	29.34s	30.18s

Finish Position and metres gained

First Arrow shows distance gain/loss from 2nd Qtr to 3rd Qtr, Second Arrow shows distance gain/loss from 3rd Qtr to Finish
Blue arrow indicates best gain in these quarters.



800

Visual positions in race at 2nd Quarter



400

Visual positions in race at 3rd Quarter



Marburg Race 4 Distance 1850m

Monday, 4 May 2026

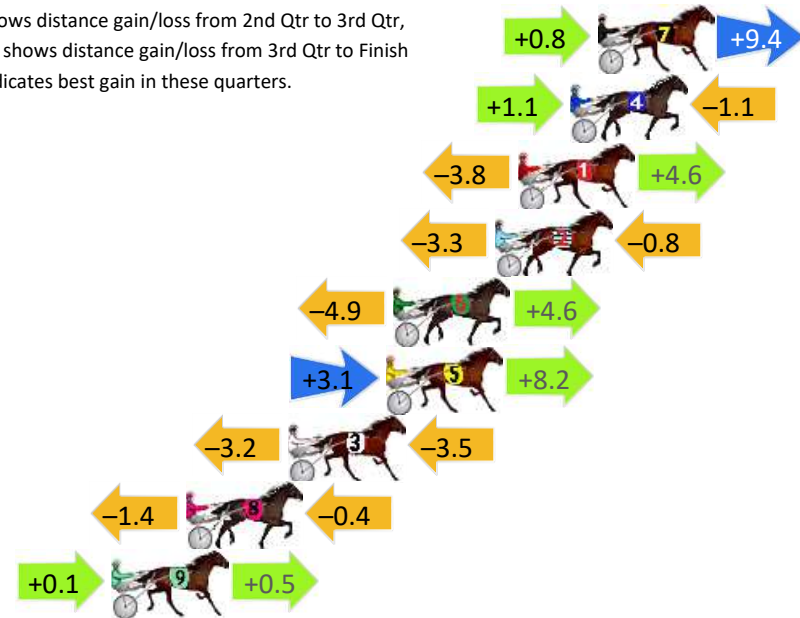
Gross Time: 2:18.10 MileRate: 2:00.10 LeadTime: 16.80s First Qtr: 32.00s Second Qtr: 31.30s Third Qtr: 28.50s Fourth Qtr: 29.50s

DATA TABLE: 800 / 400 Posi's are position from leader and (how wide the horse was at that position)

No	Horse	Plc	Mar	800 Posi	400 Posi	Time	3rd Qtr	4th Qt
7	LOUISE LUCK	1	0.0m	10.2m (1)	9.4m (2)	2:18.10	28.46s	28.82s
4	LANEYS LAST	2	1.1m	1.1m (1)	0.0m (1)	2:18.19	28.42s	29.59s
1	ESTIVAL	3	3.2m	4.0m (0)	7.8m (0)	2:18.35	28.78s	29.19s
2	SIYA	4	4.1m	0.0m (0)	3.3m (0)	2:18.42	28.74s	29.58s
6	KINGSBURY	5	8.2m	7.9m (0)	12.8m (1)	2:18.73	28.86s	29.21s
5	SKYLAR BREE	6	8.5m	19.8m (0)	16.7m (0)	2:18.76	28.30s	28.96s
3	SAYCHELLES	7	12.4m	5.7m (1)	8.9m (1)	2:19.06	28.74s	29.82s
8	TARIFF TIME	8	16.5m	14.7m (1)	16.1m (2)	2:19.38	28.62s	29.62s
9	WEE BONNIE	9	19.5m	20.1m (1)	20.0m (1)	2:19.61	28.52s	29.57s

Finish Position and metres gained

First Arrow shows distance gain/loss from 2nd Qtr to 3rd Qtr, Second Arrow shows distance gain/loss from 3rd Qtr to Finish Blue arrow indicates best gain in these quarters.



800

Visual positions in race at 2nd Quarter



400

Visual positions in race at 3rd Quarter



Marburg Race 5 Distance 1850m

Monday, 4 May 2026

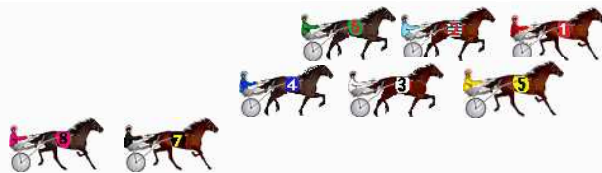
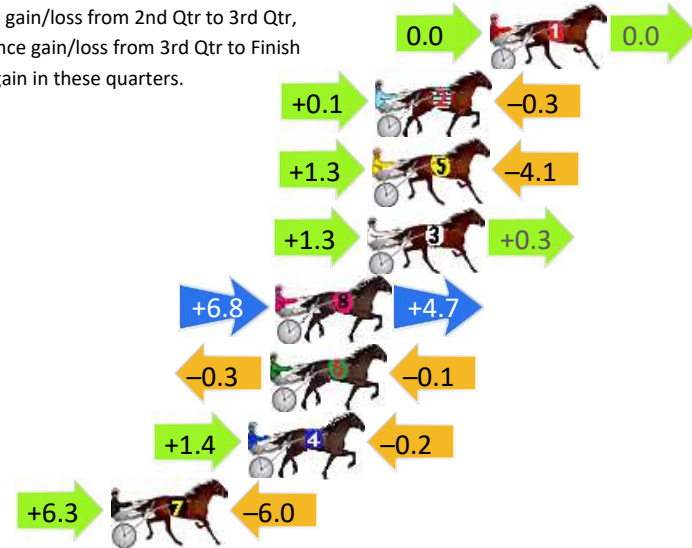
Gross Time: 2:18.60 MileRate: 2:00.60 LeadTime: 16.40s First Qtr: 31.00s Second Qtr: 31.80s Third Qtr: 29.60s Fourth Qtr: 29.80s

DATA TABLE: 800 / 400 Posi's are position from leader and (how wide the horse was at that position)

No	Horse	Plc	Mar	800 Posi	400 Posi	Time	3rd Qtr	4th Qt
1	SPECIALANDIKNOWIT	1	0.0m	0.0m (0)	0.0m (0)	2:18.60	29.60s	29.80s
2	MAJOR MISCHIEF	2	4.6m	4.4m (0)	4.3m (0)	2:18.96	29.60s	29.84s
5	MAN OF ACTION	3	4.7m	1.9m (1)	0.6m (1)	2:18.97	29.50s	30.13s
3	YOGI	4	4.9m	6.5m (1)	5.2m (1)	2:18.98	29.50s	29.80s
8	IDEAL TIGER	5	8.6m	20.1m (2)	13.3m (2)	2:19.27	29.10s	29.49s
6	PINK RIVER DIAMOND	6	8.8m	8.4m (0)	8.7m (0)	2:19.29	29.62s	29.85s
4	PARTY CHANGER	7	9.7m	10.9m (1)	9.5m (1)	2:19.36	29.50s	29.86s
7	CAPTAIN OH CAPTAIN	8	15.2m	15.5m (2)	9.2m (2)	2:19.79	29.14s	30.31s

Finish Position and metres gained

First Arrow shows distance gain/loss from 2nd Qtr to 3rd Qtr, Second Arrow shows distance gain/loss from 3rd Qtr to Finish
Blue arrow indicates best gain in these quarters.



800

Visual positions in race at 2nd Quarter



400

Visual positions in race at 3rd Quarter



Marburg Race 6 Distance 1850m

Monday, 4 May 2026

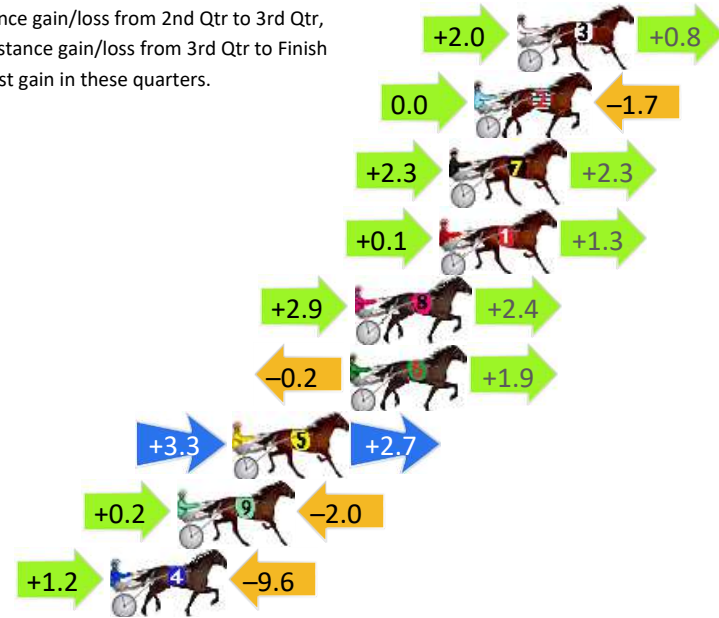
Gross Time: 2:15.80 MileRate: 1:58.10 LeadTime: 16.70s First Qtr: 30.10s Second Qtr: 30.90s Third Qtr: 28.70s Fourth Qtr: 29.40s

DATA TABLE: 800 / 400 Posi's are position from leader and (how wide the horse was at that position)

No	Horse	Plc	Mar	800 Posi	400 Posi	Time	3rd Qtr	4th Qt
3	ONE LAST ROLL	1	0.0m	2.8m (1)	0.8m (1)	2:15.80	28.56s	29.34s
2	ROCKTIME	2	1.7m	0.0m (0)	0.0m (0)	2:15.93	28.70s	29.53s
7	HES REGAL	3	2.7m	7.3m (1)	5.0m (1)	2:16.01	28.54s	29.25s
1	BEAU STEELE	4	3.1m	4.5m (0)	4.4m (0)	2:16.04	28.70s	29.32s
8	ROSIE POLLEN	5	6.5m	11.8m (1)	8.9m (1)	2:16.30	28.50s	29.26s
6	MAYWYN TROUBADOUR	6	6.7m	8.4m (0)	8.6m (0)	2:16.32	28.72s	29.30s
5	ROLLING BONUS	7	11.4m	17.4m (2)	14.1m (1)	2:16.68	28.48s	29.26s
9	AMERICAN BOULEVARD	8	13.6m	11.8m (2)	11.6m (2)	2:16.85	28.70s	29.61s
4	JIMMY BLING	9	16.3m	7.9m (2)	6.7m (2)	2:17.06	28.62s	30.18s

Finish Position and metres gained

First Arrow shows distance gain/loss from 2nd Qtr to 3rd Qtr, Second Arrow shows distance gain/loss from 3rd Qtr to Finish
Blue arrow indicates best gain in these quarters.



800

Visual positions in race at 2nd Quarter



400

Visual positions in race at 3rd Quarter



Marburg Race 7 Distance 2200m

Monday, 4 May 2026




Gross Time: 2:41.30 MileRate: 1:58.00 LeadTime: 42.10s First Qtr: 29.70s Second Qtr: 30.40s Third Qtr: 29.30s Fourth Qtr: 29.80s

DATA TABLE: 800 / 400 Posi's are position from leader and (how wide the horse was at that position)

NoHorse	Plc	Mar	800 Posi	400 Posi	Time	3rd Qtr	4th Qt	
6	STUDLEIGH MARK	1	0.0m	4.1m (0)	4.4m (1)	2:41.30	29.32s	29.48s
3	SPLASHNDASH	2	0.4m	6.1m (1)	4.9m (2)	2:41.33	29.22s	29.47s
9	KALASA	3	4.7m	23.9m (1)	14.7m (2)	2:41.67	28.64s	29.09s
4	VINCENT TIME	4	6.7m	1.7m (1)	0.3m (1)	2:41.82	29.20s	30.30s
5	PRINCE OF PAIN	5	10.1m	19.0m (1)	10.6m (2)	2:42.09	28.70s	29.81s
7	ART JESTER	6	12.0m	8.8m (0)	8.4m (0)	2:42.24	29.28s	30.12s
8	NEEDAREASON	7	16.4m	14.6m (1)	12.5m (0)	2:42.58	29.16s	30.16s
2	TURBO TOMMY	8	17.2m	10.2m (1)	10.4m (1)	2:42.64	29.32s	30.38s
1	MACS A DUDE	9	18.9m	0.0m (0)	0.0m (0)	2:42.78	29.30s	31.28s

Finish Position and metres gained

First Arrow shows distance gain/loss from 2nd Qtr to 3rd Qtr, Second Arrow shows distance gain/loss from 3rd Qtr to Finish
Blue arrow indicates best gain in these quarters.



Marburg Race 8 Distance 1850m

Monday, 4 May 2026

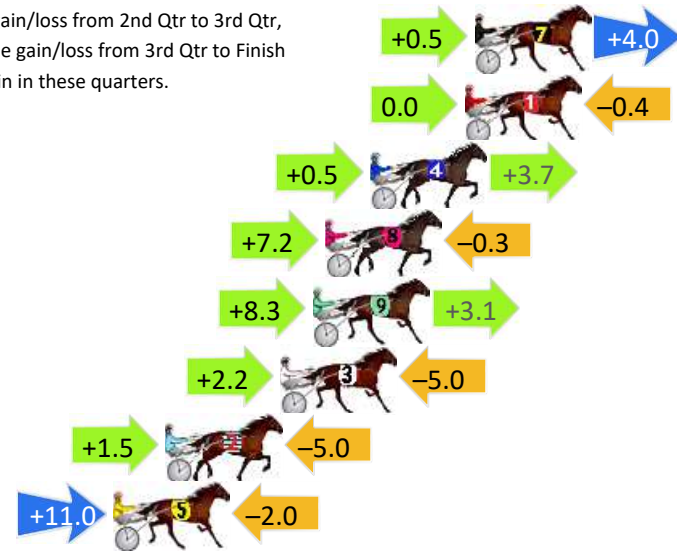
Gross Time: 2:17.90 MileRate: 2:00.00 LeadTime: 17.00s First Qtr: 32.30s Second Qtr: 31.80s Third Qtr: 28.80s Fourth Qtr: 28.00s

DATA TABLE: 800 / 400 Posi's are position from leader and (how wide the horse was at that position)

No	Horse	Plc	Mar	800 Posi	400 Posi	Time	3rd Qtr	4th Qt
7	SATURDAY DANCE	1	0.0m	4.5m (0)	4.0m (0)	2:17.90	28.76s	27.72s
1	LULU LUCIFER	2	0.4m	0.0m (0)	0.0m (0)	2:17.93	28.80s	28.03s
4	LETHAL LOUIE	3	4.2m	8.4m (0)	7.9m (0)	2:18.21	28.76s	27.75s
8	B MAC C	4	6.0m	12.9m (1)	5.7m (2)	2:18.34	28.28s	28.04s
9	AQUA SANCTA	5	6.5m	17.9m (1)	9.6m (2)	2:18.38	28.20s	27.80s
3	MUCH BETTOR	6	7.8m	5.0m (1)	2.8m (1)	2:18.47	28.64s	28.37s
2	SAINT LOUIS BEAT	7	12.4m	8.9m (1)	7.4m (1)	2:18.81	28.68s	28.39s
5	HELL IM SMOOTH	8	14.5m	23.5m (1)	12.5m (1)	2:18.97	28.00s	28.19s

Finish Position and metres gained

First Arrow shows distance gain/loss from 2nd Qtr to 3rd Qtr, Second Arrow shows distance gain/loss from 3rd Qtr to Finish Blue arrow indicates best gain in these quarters.



8
0
0

Visual positions in race at 2nd Quarter



4
0
0

Visual positions in race at 3rd Quarter

