

# Marburg Race 1 Distance 1850m

Sunday, 24 May 2026



Gross Time: 2:18.00 MileRate: 2:00.00 LeadTime: 16.70s First Qtr: 31.40s Second Qtr: 31.40s Third Qtr: 29.50s Fourth Qtr: 29.00s

DATA TABLE: 800 / 400 Posi's are position from leader and (how wide the horse was at that position)

NoHorse	Plc	Mar	800 Posi	400 Posi	Time	3rd Qtr	4th Qt
3 TOODALOU	1	0.0m	0.0m (0)	0.0m (0)	2:18.00	29.50s	29.00s
1 LOOKUPINTOTHESKY	2	67.7m	6.0m (0)	19.3m (0)	2:23.15	30.46s	32.75s
6 MACMUFF	3	74.6m	10.9m (0)	27.5m (0)	2:23.68	30.70s	32.68s
4 STAY DANCING	4	74.8m	12.6m (1)	29.2m (1)	2:23.69	30.70s	32.57s
5 BETTY WINKLE	5	76.0m	18.0m (1)	33.6m (1)	2:23.78	30.62s	32.34s
7 KEAYANG LACEY	6	80.0m	15.8m (0)	32.5m (0)	2:24.09	30.70s	32.73s
8 FEELIN FORASTAR	7	84.6m	20.2m (0)	38.5m (1)	2:24.44	30.82s	32.64s
2 KISS MY CLASS	8	186.0m	29.5m (0)	123.5m (0)	2:32.15	36.32s	34.17s

## Finish Position and metres gained

First Arrow shows distance gain/loss from 2nd Qtr to 3rd Qtr, Second Arrow shows distance gain/loss from 3rd Qtr to Finish. Blue arrow indicates best gain in these quarters.



# Marburg Race 2 Distance 1850m


Sunday, 24 May 2026

Gross Time: 2:17.60 MileRate: 1:59.70 LeadTime: 16.00s First Qtr: 29.80s Second Qtr: 31.10s Third Qtr: 30.50s Fourth Qtr: 30.20s

DATA TABLE: 800 / 400 Posi's are position from leader and (how wide the horse was at that position)


No	Horse	Plc	Mar	800 Posi	400 Posi	Time	3rd Qtr	4th Qt
6	VICTREE ATOM	1	0.0m	12.4m (1)	0.0m (2)	2:17.60	29.56s	30.20s
7	ALSROKSTAR	2	9.1m	8.5m (1)	5.0m (2)	2:18.32	30.24s	30.54s
3	LOUMINATE	3	15.6m	0.0m (0)	4.3m (0)	2:18.83	30.82s	31.11s
1	SIYA	4	17.8m	4.2m (0)	7.4m (1)	2:19.01	30.74s	31.05s
4	ICANANDIWILL	5	20.3m	3.7m (1)	3.2m (1)	2:19.21	30.46s	31.57s
8	WICKED MACK	6	20.7m	14.3m (0)	14.3m (0)	2:19.24	30.50s	30.76s
5	RAINBOW GAMBLER	7	41.5m	29.0m (0)	35.5m (0)	2:20.88	30.98s	30.80s
9	SKYLAR BREE	8	43.3m	16.4m (1)	12.7m (1)	2:21.02	30.22s	32.66s
2	BLUE CHIP DANCE	9	76.8m	7.9m (0)	10.6m (2)	2:23.67	30.70s	35.47s

## Finish Position and metres gained



800

Visual positions in race at 2nd Quarter



400

Visual positions in race at 3rd Quarter



# Marburg Race 3 Distance 1850m


Sunday, 24 May 2026

Gross Time: 2:19.30 MileRate: 2:01.20 LeadTime: 16.30s First Qtr: 32.30s Second Qtr: 31.40s Third Qtr: 30.00s Fourth Qtr: 29.30s

DATA TABLE: 800 / 400 Posi's are position from leader and (how wide the horse was at that position)

NoHorse	Plc	Mar	800 Posi	400 Posi	Time	3rd Qtr	4th Qt
7 ITS A SPONGE DARL	1	0.0m	9.9m (2)	4.1m (2)	2:19.30	29.56s	29.00s
5 LOUISE LUCK	2	4.9m	5.9m (2)	0.0m (1)	2:19.68	29.56s	29.68s
9 LANEYS LAST	3	8.2m	20.7m (1)	8.1m (2)	2:19.93	29.06s	29.33s
6 STONES	4	9.7m	4.6m (0)	7.1m (0)	2:20.05	30.18s	29.53s
4 ROCKNROLL KNIGHT	5	20.5m	9.1m (0)	11.4m (0)	2:20.88	30.16s	30.04s
8 WEE BONNIE	6	22.9m	16.6m (1)	13.0m (1)	2:21.06	29.72s	30.10s
1 SCHMIKI	7	23.9m	0.0m (0)	2.7m (0)	2:21.14	30.20s	30.94s
2 MONTANA ONE	8	49.1m	1.6m (1)	9.2m (1)	2:23.07	30.56s	32.39s

## Finish Position and metres gained



800

Visual positions in race at 2nd Quarter



400

Visual positions in race at 3rd Quarter



# Marburg Race 4 Distance 2200m

Sunday, 24 May 2026


Gross Time: 2:40.10 MileRate: 1:57.10 LeadTime: 41.10s First Qtr: 30.90s Second Qtr: 29.70s Third Qtr: 29.40s Fourth Qtr: 29.00s

DATA TABLE: 800 / 400 Posi's are position from leader and (how wide the horse was at that position)

No	Horse	Plc	Mar	800 Posi	400 Posi	Time	3rd Qtr	4th Qt
2	DUAL CAM	1	0.0m	0.0m (0)	0.0m (0)	2:40.10	29.40s	29.00s
5	JEKAMIAS	2	22.9m	2.2m (1)	7.2m (1)	2:41.84	29.76s	30.22s
3	VINCENT TIME	3	24.4m	7.7m (1)	12.1m (1)	2:41.96	29.72s	29.98s
1	LULU LUCIFER	4	26.3m	4.4m (0)	6.1m (0)	2:42.10	29.52s	30.56s
6	B MAC C	5	26.7m	8.8m (0)	11.0m (0)	2:42.13	29.56s	30.23s
7	SATURDAY DANCE	6	36.3m	12.1m (1)	16.5m (2)	2:42.86	29.72s	30.56s
4	MY PURPLE PATCH	7	42.4m	17.0m (2)	21.2m (2)	2:43.33	29.70s	30.69s

## Finish Position and metres gained

First Arrow shows distance gain/loss from 2nd Qtr to 3rd Qtr, Second Arrow shows distance gain/loss from 3rd Qtr to Finish  
Blue arrow indicates best gain in these quarters



# Marburg Race 5 Distance 2200m

Sunday, 24 May 2026


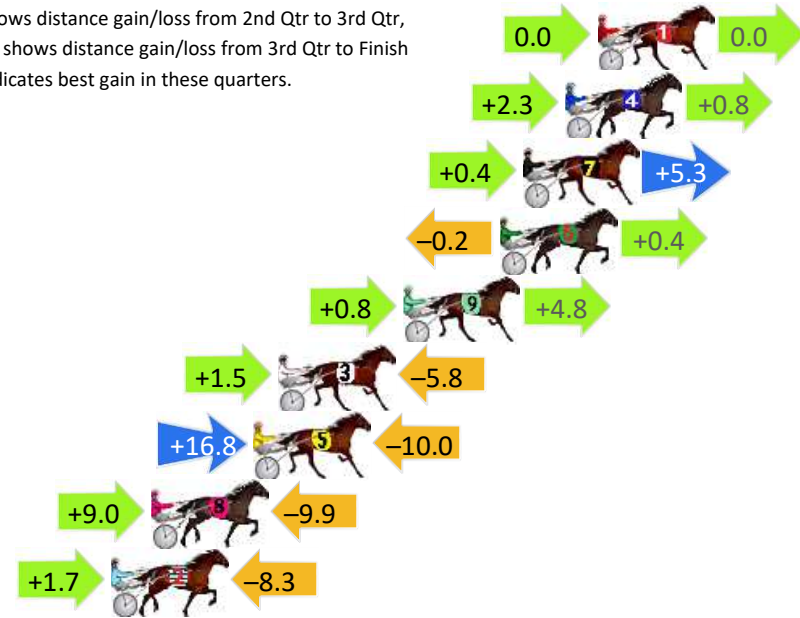
Gross Time: 2:50.90 MileRate: 2:05.00 LeadTime: 45.20s First Qtr: 33.20s Second Qtr: 32.30s Third Qtr: 31.30s Fourth Qtr: 28.90s

DATA TABLE: 800 / 400 Posi's are position from leader and (how wide the horse was at that position)

No	Horse	Plc	Mar	800 Posi	400 Posi	Time	3rd Qtr	4th Qt
1	CONVAIR HUSTLER	1	0.0m	0.0m (0)	0.0m (0)	2:50.90	31.30s	28.90s
4	TEACHERS PET	2	1.3m	4.4m (1)	2.1m (1)	2:51.00	31.12s	28.84s
7	SAMMYS SECRET	3	3.0m	8.7m (0)	8.3m (0)	2:51.13	31.24s	28.51s
6	GHOST TRAIN	4	3.9m	4.1m (0)	4.3m (0)	2:51.20	31.30s	28.88s
9	DOOLITTLE DOOZIE	5	7.8m	13.4m (0)	12.6m (0)	2:51.49	31.20s	28.55s
3	TAPTHEKEG	6	12.8m	8.5m (1)	7.0m (1)	2:51.87	31.16s	29.35s
5	BETA THAN LOVE	7	13.8m	20.6m (2)	3.8m (2)	2:51.95	29.98s	29.67s
8	COPY WRITER	8	17.9m	17.0m (1)	8.0m (2)	2:52.26	30.58s	29.66s
2	SIGNOR JUJON	9	19.5m	12.9m (1)	11.2m (1)	2:52.38	31.14s	29.54s

## Finish Position and metres gained

First Arrow shows distance gain/loss from 2nd Qtr to 3rd Qtr, Second Arrow shows distance gain/loss from 3rd Qtr to Finish  
Blue arrow indicates best gain in these quarters.



800

Visual positions in race at 2nd Quarter



400

Visual positions in race at 3rd Quarter



# Marburg Race 6 Distance 2200m

Sunday, 24 May 2026

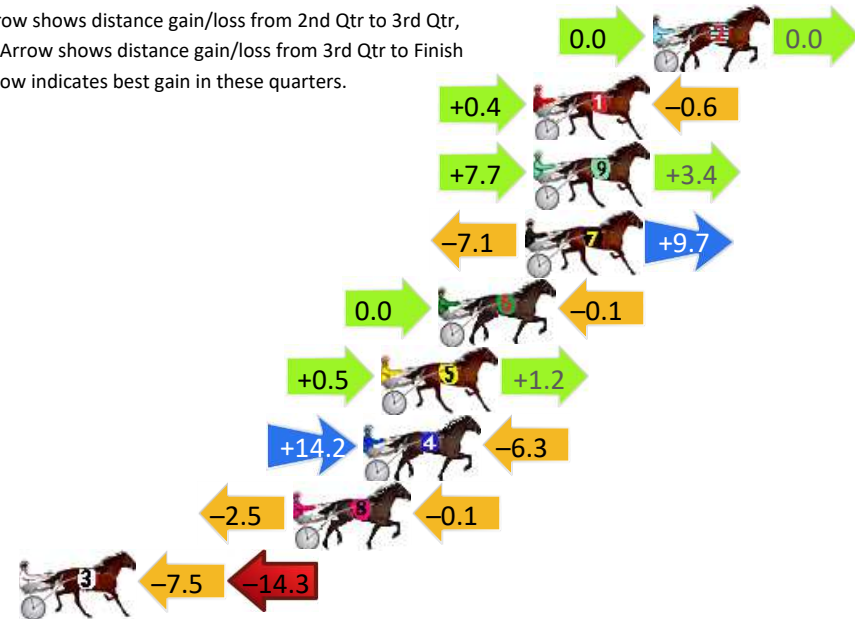
Gross Time: 2:50.10 MileRate: 2:04.50 LeadTime: 44.60s First Qtr: 32.80s Second Qtr: 31.70s Third Qtr: 31.30s Fourth Qtr: 29.70s

DATA TABLE: 800 / 400 Posi's are position from leader and (how wide the horse was at that position)

No	Horse	Plc	Mar	800 Posi	400 Posi	Time	3rd Qtr	4th Qt
2	MY ULTIMATE LOUIE	1	0.0m	0.0m (0)	0.0m (0)	2:50.10	31.30s	29.70s
1	BEYONSKI	2	4.8m	4.6m (0)	4.2m (0)	2:50.47	31.26s	29.75s
9	YOGI	3	4.8m	15.9m (1)	8.2m (2)	2:50.47	30.68s	29.45s
7	SPORTY AZZ	4	5.1m	7.7m (1)	14.8m (1)	2:50.50	31.82s	28.98s
6	DASHNDOT	5	8.6m	8.5m (0)	8.5m (0)	2:50.77	31.28s	29.73s
5	TACKAS LAST DANCE	6	10.9m	12.6m (0)	12.1m (0)	2:50.95	31.24s	29.63s
4	PINK RIVER DIAMOND	7	11.6m	19.5m (2)	5.3m (1)	2:51.00	30.18s	30.20s
8	GIDUP CAPTAIN	8	14.4m	11.8m (1)	14.3m (2)	2:51.22	31.46s	29.74s
3	WILLROBY	9	25.4m	3.6m (1)	11.1m (1)	2:52.08	31.86s	30.84s

## Finish Position and metres gained

First Arrow shows distance gain/loss from 2nd Qtr to 3rd Qtr, Second Arrow shows distance gain/loss from 3rd Qtr to Finish  
Blue arrow indicates best gain in these quarters.



800

Visual positions in race at 2nd Quarter



400

Visual positions in race at 3rd Quarter



# Marburg Race 7 Distance 1850m

Sunday, 24 May 2026



Gross Time: 2:17.50 MileRate: 1:59.60 LeadTime: 16.20s First Qtr: 30.50s Second Qtr: 30.30s Third Qtr: 30.00s Fourth Qtr: 30.50s

DATA TABLE: 800 / 400 Posi's are position from leader and (how wide the horse was at that position)

No	Horse	Plc	Mar	800 Posi	400 Posi	Time	3rd Qtr	4th Qt
4	AMERICAN BOULEVARD	1	0.0m	0.0m (0)	0.0m (0)	2:17.50	30.00s	30.50s
2	LA SABINA	2	3.1m	4.0m (0)	3.7m (1)	2:17.75	29.98s	30.47s
6	ROSEANNE RUBY	3	14.9m	9.4m (1)	7.5m (1)	2:18.69	29.86s	31.13s
5	MINI MINE YET	4	18.3m	18.8m (1)	18.4m (1)	2:18.96	29.98s	30.58s
8	JIMMY BLING	5	18.5m	14.5m (1)	14.4m (2)	2:18.98	30.00s	30.90s
1	SHADYS DELIGHT	6	19.6m	8.6m (0)	13.8m (1)	2:19.06	30.40s	31.02s
7	SAINT LOUIS BEAT	7	23.2m	5.4m (1)	9.6m (0)	2:19.35	30.32s	31.63s
9	BEAU STEELE	8	25.0m	13.4m (0)	16.5m (0)	2:19.50	30.24s	31.26s
3	APACHE BART	9	73.2m	22.5m (0)	33.5m (0)	2:23.34	30.84s	33.82s

## Finish Position and metres gained

First Arrow shows distance gain/loss from 2nd Qtr to 3rd Qtr, Second Arrow shows distance gain/loss from 3rd Qtr to Finish Blue arrow indicates best gain in these quarters.



800

Visual positions in race at 2nd Quarter



400

Visual positions in race at 3rd Quarter



# Marburg Race 8 Distance 2200m

Sunday, 24 May 2026

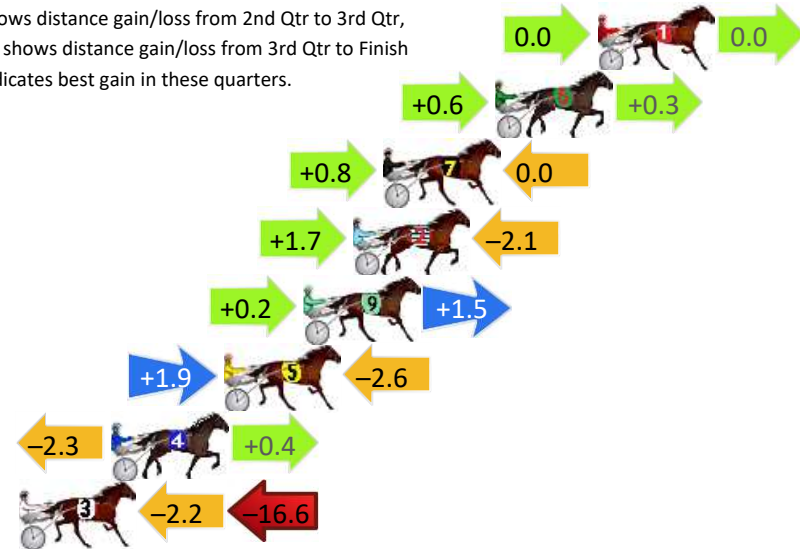
Gross Time: 2:44.80 MileRate: 2:00.60 LeadTime: 45.00s First Qtr: 31.20s Second Qtr: 30.30s Third Qtr: 29.20s Fourth Qtr: 29.10s

DATA TABLE: 800 / 400 Posi's are position from leader and (how wide the horse was at that position)

No	Horse	Plc	Mar	800 Posi	400 Posi	Time	3rd Qtr	4th Qt
1	ROLLING BONUS	1	0.0m	0.0m (0)	0.0m (0)	2:44.80	29.20s	29.10s
6	TAYLORS FOUR	2	4.1m	5.0m (0)	4.4m (0)	2:45.11	29.16s	29.09s
7	TURBO TOMMY	3	8.6m	9.4m (0)	8.6m (0)	2:45.46	29.14s	29.14s
2	MYSTICALFANTASY	4	9.8m	9.4m (1)	7.7m (2)	2:45.55	29.08s	29.29s
9	ROCKTIME	5	11.8m	13.5m (1)	13.3m (2)	2:45.70	29.18s	29.04s
5	MAJOR GENERALJUJON	6	15.0m	14.3m (0)	12.4m (0)	2:45.95	29.06s	29.35s
4	ROSIE POLLEN	7	19.5m	17.6m (1)	19.9m (0)	2:46.29	29.36s	29.15s
3	GRACENAVA	8	23.2m	4.4m (1)	6.6m (1)	2:46.57	29.36s	30.39s

## Finish Position and metres gained

First Arrow shows distance gain/loss from 2nd Qtr to 3rd Qtr, Second Arrow shows distance gain/loss from 3rd Qtr to Finish  
Blue arrow indicates best gain in these quarters.



8  
0  
0

Visual positions in race at 2nd Quarter



4  
0  
0

Visual positions in race at 3rd Quarter