

Marburg Race 1 Distance 1850m

Sunday, 7 June 2026



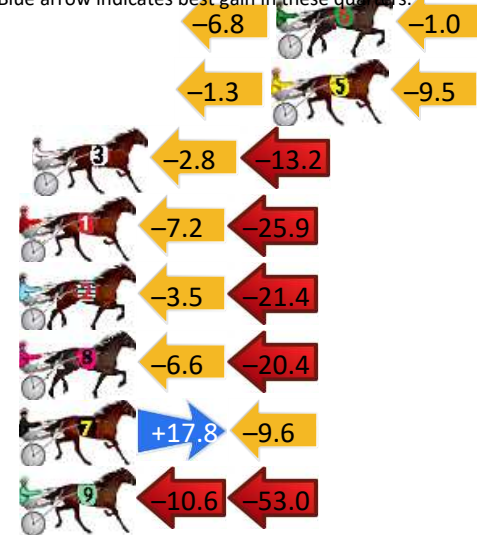
Gross Time: 2:17.40 MileRate: 1:59.50 LeadTime: 16.40s First Qtr: 31.00s Second Qtr: 30.20s Third Qtr: 29.30s Fourth Qtr: 30.50s

DATA TABLE: 800 / 400 Posi's are position from leader and (how wide the horse was at that position)

No	Horse	Plc	Mar	800 Posi	400 Posi	Time	3rd Qtr	4th Qt
4	PRETTY WICKED	1	0.0m	0.0m (0)	0.0m (0)	2:17.40	29.30s	30.50s
6	PINK BONUS	2	17.7m	9.9m (0)	16.7m (0)	2:18.81	29.82s	30.67s
5	OUR ULTIMATE BEATY	3	17.9m	7.1m (1)	8.4m (0)	2:18.83	29.40s	31.31s
3	KISSED	4	27.5m	11.5m (1)	14.3m (1)	2:19.60	29.52s	31.64s
1	BETTY WINKLE	5	38.6m	5.5m (0)	12.7m (0)	2:20.48	29.84s	32.64s
2	HAPPY HOUR TIME	6	40.8m	15.9m (1)	19.4m (1)	2:20.66	29.58s	32.32s
8	THUNDARSTORM	7	43.5m	16.5m (0)	23.1m (0)	2:20.87	29.82s	32.25s
7	HAALAND	8	47.8m	56.0m (0)	38.2m (1)	2:21.22	28.06s	31.48s
9	LOOKUPINTOTHE SKY	9	84.8m	21.2m (1)	31.8m (0)	2:24.17	30.12s	34.91s

Finish Position and metres gained

First Arrow shows distance gain/loss from 2nd Qtr to 3rd Qtr, Second Arrow shows distance gain/loss from 3rd Qtr to Finish. Blue arrow indicates best gain in these quarters.



Marburg Race 2 Distance 1850m

Sunday, 7 June 2026



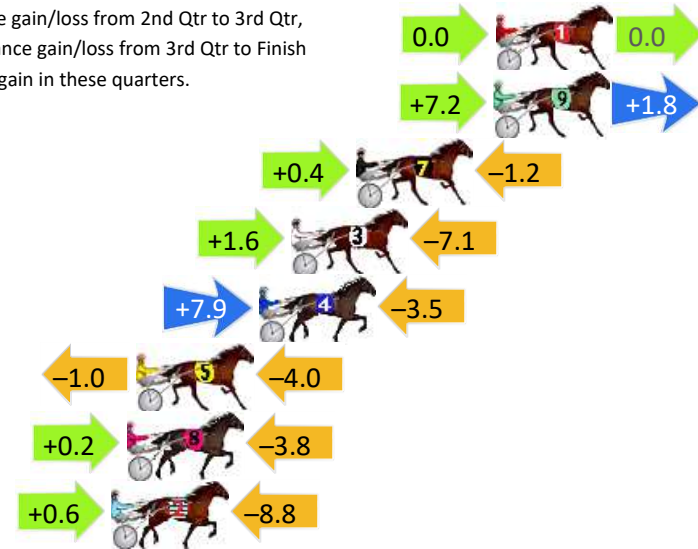
Gross Time: 2:19.10 MileRate: 2:01.00 LeadTime: 16.90s First Qtr: 32.10s Second Qtr: 31.30s Third Qtr: 30.10s Fourth Qtr: 28.70s

DATA TABLE: 800 / 400 Posi's are position from leader and (how wide the horse was at that position)

No	Horse	Plc	Mar	800 Posi	400 Posi	Time	3rd Qtr	4th Qt
1	SKYLAR BREE	1	0.0m	0.0m (0)	0.0m (0)	2:19.10	30.10s	28.70s
9	CHECKINGOUTTHEBILL	2	0.1m	9.1m (2)	1.9m (2)	2:19.11	29.56s	28.57s
7	MIARKA	3	5.6m	4.8m (0)	4.4m (0)	2:19.52	30.06s	28.80s
3	ROCKNROLL KNIGHT	4	8.2m	2.7m (1)	1.1m (1)	2:19.72	29.98s	29.24s
4	ITS A SPONGE DARL	5	9.5m	13.9m (2)	6.0m (2)	2:19.82	29.50s	28.98s
5	BLUE CHIP DANCE	6	14.4m	9.4m (0)	10.4m (0)	2:20.19	30.16s	29.03s
8	LANEYS LAST	7	14.8m	11.2m (1)	11.0m (2)	2:20.22	30.06s	29.02s
2	ESTIVAL	8	15.4m	7.2m (1)	6.6m (1)	2:20.26	30.04s	29.38s

Finish Position and metres gained

First Arrow shows distance gain/loss from 2nd Qtr to 3rd Qtr, Second Arrow shows distance gain/loss from 3rd Qtr to Finish
Blue arrow indicates best gain in these quarters.



Marburg Race 3 Distance 1850m

Sunday, 7 June 2026



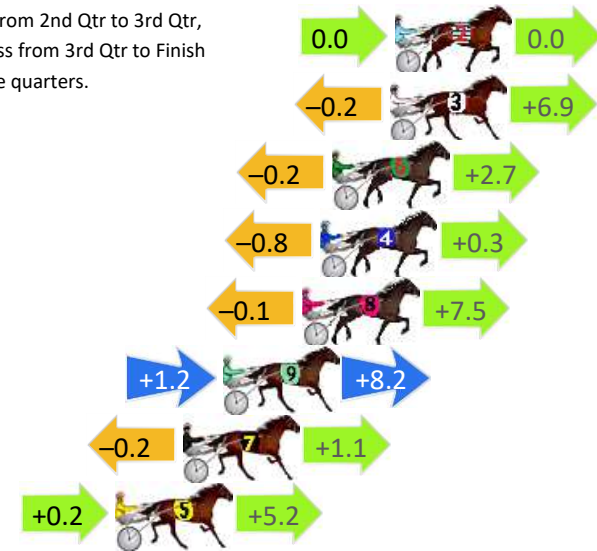
Gross Time: 2:20.00 MileRate: 2:01.80 LeadTime: 17.00s First Qtr: 33.00s Second Qtr: 31.20s Third Qtr: 29.10s Fourth Qtr: 29.70s

DATA TABLE: 800 / 400 Posi's are position from leader and (how wide the horse was at that position)

No	Horse	Plc	Mar	800 Posi	400 Posi	Time	3rd Qtr	4th Qt
2	GOTTA DREAM	1	0.0m	0.0m (0)	0.0m (0)	2:20.00	29.10s	29.70s
3	BETA THAN LOVE	2	0.2m	6.9m (1)	7.1m (2)	2:20.02	29.12s	29.20s
6	ALDEBARAN FONZ	3	2.5m	5.0m (0)	5.2m (0)	2:20.19	29.12s	29.51s
4	KEYANG TARA	4	3.0m	2.5m (1)	3.3m (1)	2:20.23	29.16s	29.69s
8	COPY WRITER	5	3.7m	11.1m (1)	11.2m (2)	2:20.29	29.12s	29.17s
9	DOC HARVEY	6	6.9m	16.3m (1)	15.1m (1)	2:20.54	29.02s	29.14s
7	ULTIMATE HUNTER	7	8.5m	9.4m (0)	9.6m (0)	2:20.66	29.12s	29.66s
5	GAIT WITH GRACE	8	11.2m	16.6m (0)	16.4m (0)	2:20.87	29.10s	29.37s

Finish Position and metres gained

First Arrow shows distance gain/loss from 2nd Qtr to 3rd Qtr, Second Arrow shows distance gain/loss from 3rd Qtr to Finish
Blue arrow indicates best gain in these quarters.



Marburg Race 4 Distance 2200m

Sunday, 7 June 2026


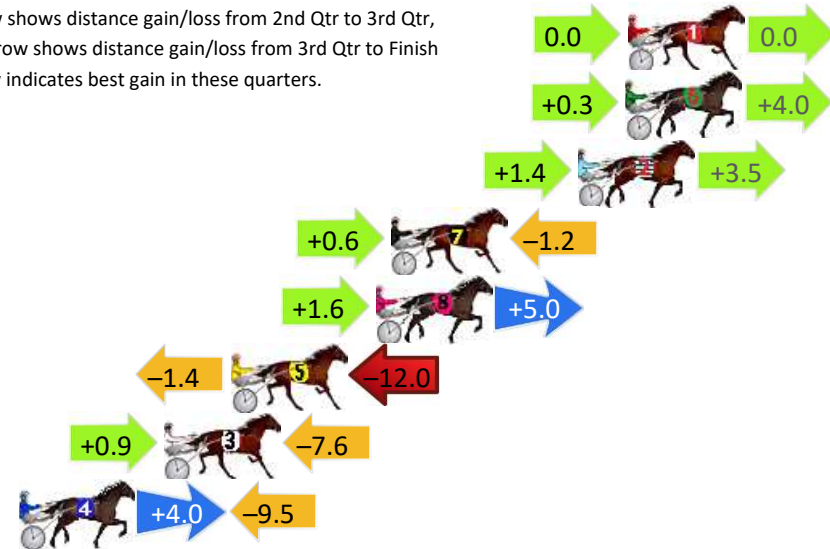
Gross Time: 2:43.80 MileRate: 1:59.80 LeadTime: 44.40s First Qtr: 31.40s Second Qtr: 29.50s Third Qtr: 29.00s Fourth Qtr: 29.50s

DATA TABLE: 800 / 400 Posi's are position from leader and (how wide the horse was at that position)


No	Horse	Plc	Mar	800 Posi	400 Posi	Time	3rd Qtr	4th Qt
1	JIVE MASTER	1	0.0m	0.0m (0)	0.0m (0)	2:43.80	29.00s	29.50s
6	SPLASHNDASH	2	0.1m	4.4m (0)	4.1m (0)	2:43.81	28.98s	29.21s
2	STUDLEIGH MARK	3	2.0m	6.9m (1)	5.5m (2)	2:43.95	28.90s	29.25s
7	LEITHEN BURN	4	9.5m	8.9m (0)	8.3m (0)	2:44.53	28.96s	29.63s
8	TIGER SHIRL	5	10.1m	16.7m (1)	15.1m (1)	2:44.58	28.90s	29.18s
5	EDWARD JAY	6	15.9m	2.5m (1)	3.9m (1)	2:45.03	29.10s	30.45s
3	ART JESTER	7	18.6m	11.9m (1)	11.0m (1)	2:45.24	28.94s	30.14s
4	TWEEDY	8	24.4m	18.9m (2)	14.9m (2)	2:45.69	28.72s	30.31s

Finish Position and metres gained

First Arrow shows distance gain/loss from 2nd Qtr to 3rd Qtr, Second Arrow shows distance gain/loss from 3rd Qtr to Finish
Blue arrow indicates best gain in these quarters.



Visual positions in race at 2nd Quarter



Visual positions in race at 3rd Quarter

Marburg Race 5 Distance 1850m

Sunday, 7 June 2026

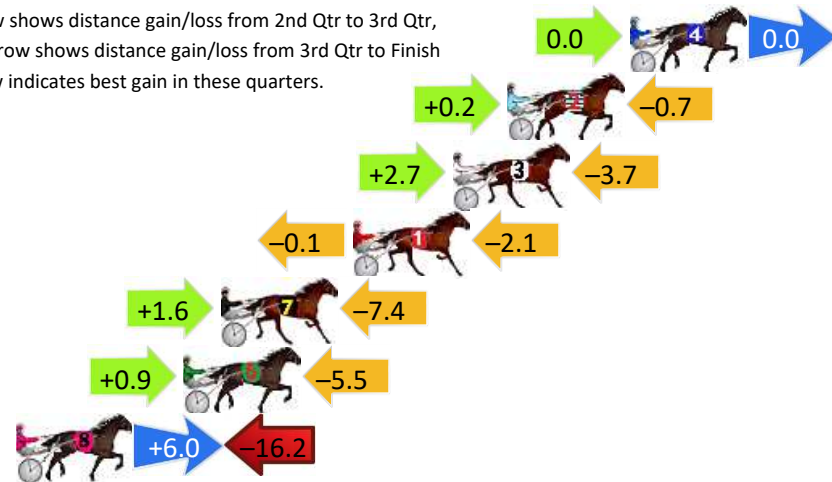
Gross Time: 2:14.50 MileRate: 1:57.00 LeadTime: 16.30s First Qtr: 30.00s Second Qtr: 30.90s Third Qtr: 29.00s Fourth Qtr: 28.30s

DATA TABLE: 800 / 400 Posi's are position from leader and (how wide the horse was at that position)

No	Horse	Plc	Mar	800 Posi	400 Posi	Time	3rd Qtr	4th Qt
4	TILLY JAYNE	1	0.0m	0.0m (0)	0.0m (0)	2:14.50	29.00s	28.30s
2	KUZMA	2	4.9m	4.4m (0)	4.2m (0)	2:14.86	28.98s	28.36s
3	SATURDAY DANCE	3	7.1m	6.1m (1)	3.4m (1)	2:15.03	28.80s	28.59s
1	VINCENT TIME	4	11.1m	8.9m (0)	9.0m (0)	2:15.33	29.00s	28.49s
7	B MAC C	5	16.4m	10.6m (1)	9.0m (1)	2:15.72	28.88s	28.88s
6	DUAL CAM	6	17.9m	13.3m (0)	12.4m (3)	2:15.83	28.92s	28.75s
8	PUMPKIN PAT	7	24.6m	14.4m (2)	8.4m (2)	2:16.33	28.56s	29.53s

Finish Position and metres gained

First Arrow shows distance gain/loss from 2nd Qtr to 3rd Qtr, Second Arrow shows distance gain/loss from 3rd Qtr to Finish
Blue arrow indicates best gain in these quarters.



8
0
0

Visual positions in race at 2nd Quarter



4
0
0

Visual positions in race at 3rd Quarter



Marburg Race 6 Distance 1850m

Sunday, 7 June 2026

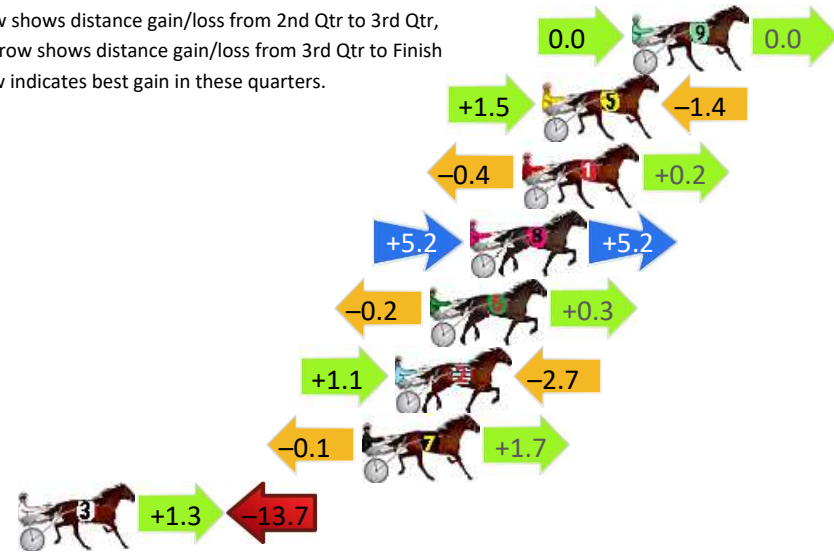
Gross Time: 2:19.10 MileRate: 2:01.00 LeadTime: 17.40s First Qtr: 30.50s Second Qtr: 31.90s Third Qtr: 30.40s Fourth Qtr: 28.90s

DATA TABLE: 800 / 400 Posi's are position from leader and (how wide the horse was at that position)

No	Horse	Plc	Mar	800 Posi	400 Posi	Time	3rd Qtr	4th Qt
9	TEACHERS PET	1	0.0m	0.0m (0)	0.0m (0)	2:19.10	30.40s	28.90s
5	JIMMY BLING	2	3.6m	3.7m (1)	2.2m (1)	2:19.37	30.28s	29.01s
1	SHADYS DELIGHT	3	4.4m	4.2m (0)	4.6m (0)	2:19.43	30.42s	28.89s
8	AZOR AHAI	4	6.5m	16.9m (0)	11.7m (2)	2:19.59	29.98s	28.53s
6	OCTOBER RACKETEER	5	8.1m	8.2m (0)	8.4m (0)	2:19.71	30.40s	28.89s
2	PINK RIVER DIAMOND	6	9.5m	7.9m (1)	6.8m (1)	2:19.82	30.30s	29.12s
7	ROCKNROLL DA GAMA	7	10.8m	12.4m (0)	12.5m (0)	2:19.92	30.38s	28.80s
3	OUTER CHANGE	8	24.6m	12.2m (1)	10.9m (1)	2:20.97	30.28s	29.97s

Finish Position and metres gained

First Arrow shows distance gain/loss from 2nd Qtr to 3rd Qtr, Second Arrow shows distance gain/loss from 3rd Qtr to Finish
Blue arrow indicates best gain in these quarters.



8
0
0

Visual positions in race at 2nd Quarter



4
0
0

Visual positions in race at 3rd Quarter



Marburg Race 7 Distance 1850m


Sunday, 7 June 2026

Gross Time: 2:18.60 MileRate: 2:00.50 LeadTime: 17.30s First Qtr: 32.90s Second Qtr: 30.80s Third Qtr: 29.90s Fourth Qtr: 27.70s

DATA TABLE: 800 / 400 Posi's are position from leader and (how wide the horse was at that position)

NoHorse	Plc	Mar	800 Posi	400 Posi	Time	3rd Qtr	4th Qt
1 WANDARY DELIGHT	1	0.0m	0.0m (0)	0.0m (0)	2:18.60	29.90s	27.70s
6 YOGI	2	9.5m	4.3m (0)	3.9m (0)	2:19.29	29.86s	28.11s
7 MY ULTIMATE RUDI	3	14.9m	8.1m (0)	7.8m (0)	2:19.69	29.86s	28.23s
4 SAINT LOUIS BEAT	4	17.8m	12.1m (0)	11.7m (0)	2:19.90	29.84s	28.16s
2 SAMMYS SECRET	5	19.0m	2.7m (1)	2.8m (1)	2:19.98	29.90s	28.88s
9 COURAGEOUS LEO	6	24.2m	15.6m (1)	12.3m (2)	2:20.36	29.62s	28.58s
5 DOOLITTLE DOOZIE	7	30.2m	19.9m (1)	17.3m (0)	2:20.80	29.66s	28.66s
8 MY ULTIMATE LOUIE	8	31.1m	11.3m (1)	6.7m (2)	2:20.87	29.54s	29.49s
3 CONVAIR HUSTLER	9	32.4m	7.0m (1)	8.7m (1)	2:20.96	30.00s	29.44s

Finish Position and metres gained



800

Visual positions in race at 2nd Quarter



400

Visual positions in race at 3rd Quarter



Marburg Race 8 Distance 1850m


Sunday, 7 June 2026

Gross Time: 2:16.60 MileRate: 1:58.80 LeadTime: 17.00s First Qtr: 31.30s Second Qtr: 30.70s Third Qtr: 29.10s Fourth Qtr: 28.50s

DATA TABLE: 800 / 400 Posi's are position from leader and (how wide the horse was at that position)

No	Horse	Plc	Mar	800 Posi	400 Posi	Time	3rd Qtr	4th Qt
4	ROCKTIME	1	0.0m	3.9m (1)	2.2m (1)	2:16.60	28.98s	28.34s
1	ROSIE POLLEN	2	4.9m	0.0m (0)	0.0m (0)	2:16.97	29.10s	28.87s
6	TAYLORS FOUR	3	7.3m	5.0m (0)	5.0m (0)	2:17.15	29.10s	28.69s
5	LULU LUCIFER	4	8.9m	12.7m (1)	7.3m (2)	2:17.27	28.70s	28.65s
7	GRACENAVA	5	13.9m	9.4m (0)	9.5m (0)	2:17.64	29.10s	28.86s
2	FLY BURRA	6	16.4m	8.3m (1)	7.3m (1)	2:17.83	29.02s	29.21s
8	UNCUT GEM	7	22.4m	17.7m (1)	13.1m (2)	2:18.28	28.76s	29.24s
9	ONE LAST ROLL	8	28.4m	22.7m (1)	14.5m (3)	2:18.73	28.50s	29.59s

Finish Position and metres gained



800

Visual positions in race at 2nd Quarter



400

Visual positions in race at 3rd Quarter

