

Marburg Race 1 Distance 1850m

Sunday, 21 June 2026

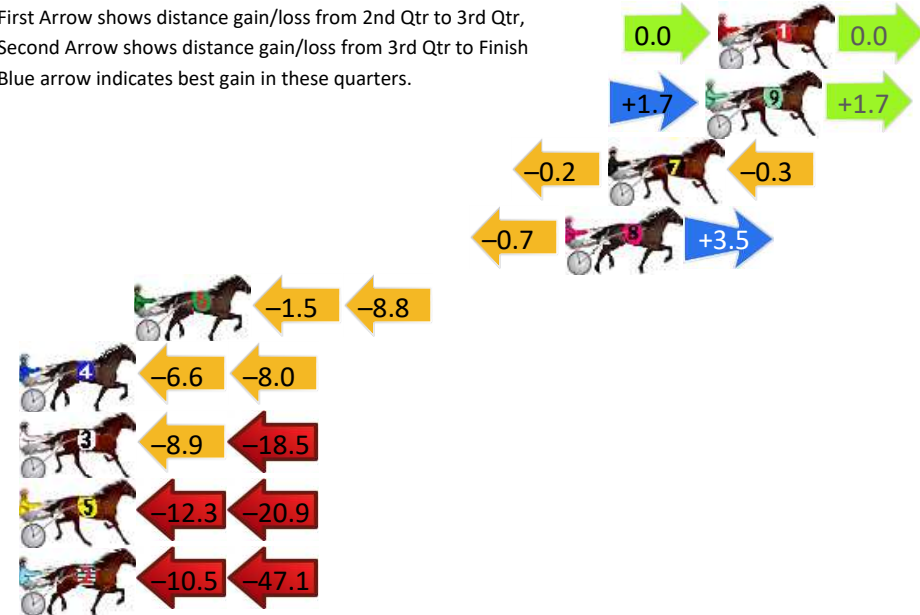
Gross Time: 2:17.80 MileRate: 1:59.90 LeadTime: 16.90s First Qtr: 31.80s Second Qtr: 30.50s Third Qtr: 28.90s Fourth Qtr: 29.70s

DATA TABLE: 800 / 400 Posi's are position from leader and (how wide the horse was at that position)

NoHorse	Plc	Mar	800 Posi	400 Posi	Time	3rd Qtr	4th Qt
1 VERA AGUILERA	1	0.0m	0.0m (0)	0.0m (0)	2:17.80	28.90s	29.70s
9 SOCIAL OUTING	2	0.5m	3.9m (1)	2.2m (1)	2:17.84	28.78s	29.58s
7 OUR ULTIMATE BEATY	3	4.4m	3.9m (0)	4.1m (0)	2:18.14	28.92s	29.74s
8 KIPCHOGE	4	6.1m	8.9m (0)	9.6m (1)	2:18.27	28.96s	29.47s
6 LOOKING DOWN	5	23.4m	13.1m (0)	14.6m (0)	2:19.62	29.02s	30.46s
4 HAPPY HOUR TIME	6	32.4m	17.8m (1)	24.4m (1)	2:20.32	29.40s	30.44s
3 BETTY WINKLE	7	35.8m	8.4m (1)	17.3m (1)	2:20.59	29.56s	31.23s
5 SHES SO GRACEFUL	8	54.1m	20.9m (0)	33.2m (0)	2:22.01	29.82s	31.49s
2 LOOKUPINTOTHE SKY	9	70.7m	13.1m (1)	23.6m (0)	2:23.30	29.68s	33.48s

Finish Position and metres gained

First Arrow shows distance gain/loss from 2nd Qtr to 3rd Qtr, Second Arrow shows distance gain/loss from 3rd Qtr to Finish
Blue arrow indicates best gain in these quarters.



800

Visual positions in race at 2nd Quarter



400

Visual positions in race at 3rd Quarter



Marburg Race 2 Distance 1850m

Sunday, 21 June 2026



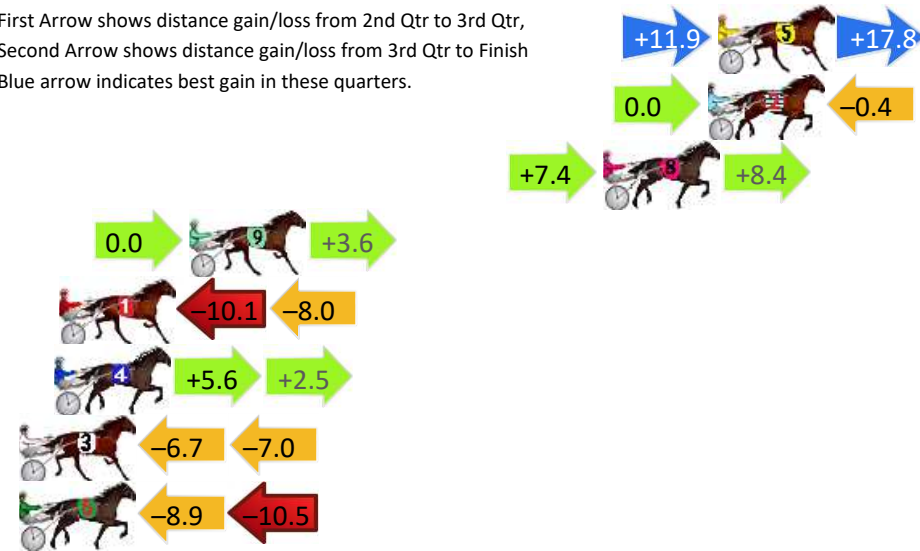
Gross Time: 2:14.30 MileRate: 1:56.90 LeadTime: 16.15s First Qtr: 28.95s Second Qtr: 29.55s Third Qtr: 29.25s Fourth Qtr: 30.40s

DATA TABLE: 800 / 400 Posi's are position from leader and (how wide the horse was at that position)

No	Horse	Plc	Mar	800 Posi	400 Posi	Time	3rd Qtr	4th Qt
5	THE LUVBUG	1	0.0m	29.7m (1)	17.8m (2)	2:14.30	28.41s	29.08s
2	KINGSBURY	2	0.4m	0.0m (0)	0.0m (0)	2:14.33	29.25s	30.43s
8	ALSROKSTAR	3	4.6m	20.4m (1)	13.0m (1)	2:14.67	28.73s	29.81s
9	LANEYS LAST	4	21.2m	24.8m (1)	24.8m (2)	2:15.99	29.29s	30.25s
1	STONES	5	26.4m	8.3m (0)	18.4m (0)	2:16.40	30.01s	31.14s
4	MIARKA	6	26.6m	34.7m (1)	29.1m (2)	2:16.42	28.89s	30.36s
3	SIYA	7	29.7m	16.0m (1)	22.7m (1)	2:16.66	29.77s	31.08s
6	KEEPING IT SIMPLE	8	34.8m	15.4m (0)	24.3m (0)	2:17.07	29.93s	31.37s

Finish Position and metres gained

First Arrow shows distance gain/loss from 2nd Qtr to 3rd Qtr, Second Arrow shows distance gain/loss from 3rd Qtr to Finish
Blue arrow indicates best gain in these quarters.



Marburg Race 3 Distance 1850m

Sunday, 21 June 2026

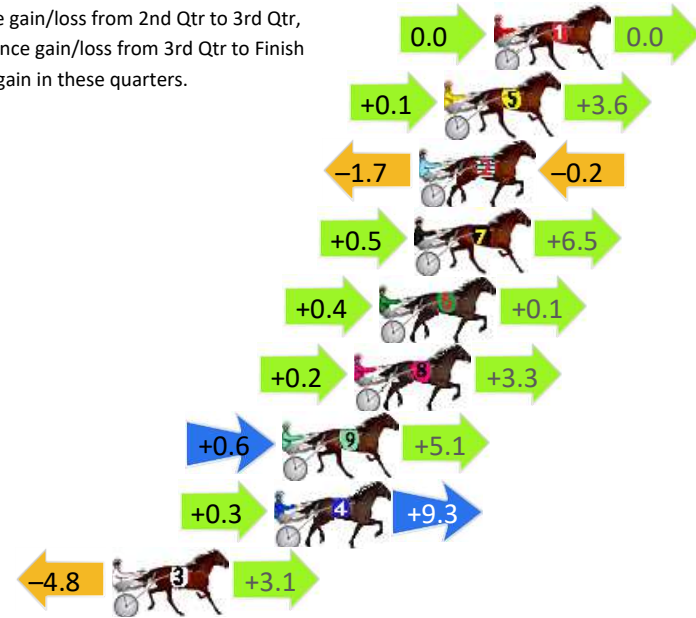
Gross Time: 2:16.70 MileRate: 1:58.90 LeadTime: 16.80s First Qtr: 31.60s Second Qtr: 30.40s Third Qtr: 28.40s Fourth Qtr: 29.50s

DATA TABLE: 800 / 400 Posi's are position from leader and (how wide the horse was at that position)

No	Horse	Plc	Mar	800 Posi	400 Posi	Time	3rd Qtr	4th Qt
1	SPECIALANDIKNOWIT	1	0.0m	0.0m (0)	0.0m (0)	2:16.70	28.40s	29.50s
5	FLY BURRA	2	2.0m	5.7m (1)	5.6m (2)	2:16.85	28.40s	29.25s
2	OCTOBER RACKETEER	3	3.0m	1.1m (1)	2.8m (1)	2:16.93	28.52s	29.53s
7	WANDARY DELIGHT	4	3.2m	10.2m (1)	9.7m (2)	2:16.95	28.38s	29.05s
6	GRIGORA	5	4.6m	5.1m (0)	4.7m (0)	2:17.06	28.38s	29.52s
8	ICANANDIWILL	6	5.6m	9.1m (0)	8.9m (0)	2:17.13	28.40s	29.29s
9	LULU LUCIFER	7	8.5m	14.2m (1)	13.6m (2)	2:17.36	28.38s	29.18s
4	ROSIE POLLEN	8	8.8m	18.4m (1)	18.1m (1)	2:17.38	28.40s	28.88s
3	PINK RIVER DIAMOND	9	15.3m	13.6m (0)	18.4m (0)	2:17.88	28.76s	29.36s

Finish Position and metres gained

First Arrow shows distance gain/loss from 2nd Qtr to 3rd Qtr, Second Arrow shows distance gain/loss from 3rd Qtr to Finish Blue arrow indicates best gain in these quarters.



800

Visual positions in race at 2nd Quarter



400

Visual positions in race at 3rd Quarter



Marburg Race 4 Distance 2200m

Sunday, 21 June 2026

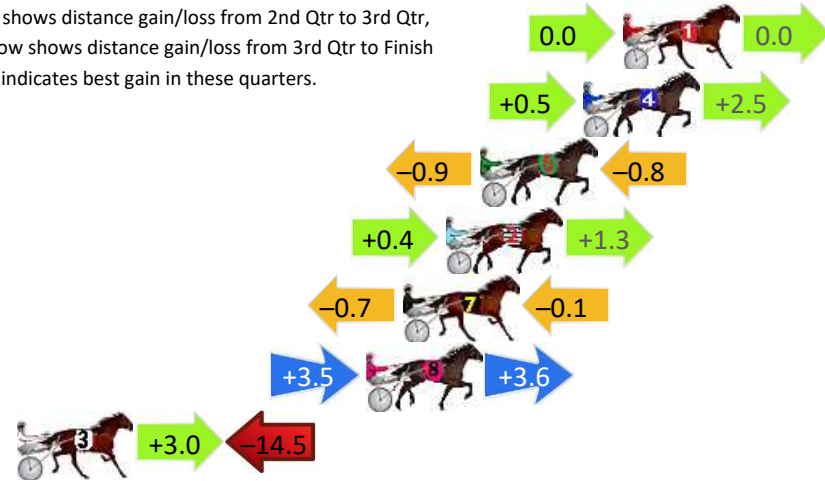
Gross Time: 2:42.80 MileRate: 1:59.10 LeadTime: 45.30s First Qtr: 31.70s Second Qtr: 30.10s Third Qtr: 28.30s Fourth Qtr: 27.40s

DATA TABLE: 800 / 400 Posi's are position from leader and (how wide the horse was at that position)

No	Horse	Plc	Mar	800 Posi	400 Posi	Time	3rd Qtr	4th Qt
1	SCHOONERS	1	0.0m	0.0m (0)	0.0m (0)	2:42.80	28.30s	27.40s
4	JAMES ALFRED	2	1.6m	4.6m (1)	4.1m (1)	2:42.92	28.26s	27.24s
6	ETERNAL BLISS	3	5.7m	4.0m (0)	4.9m (0)	2:43.21	28.36s	27.47s
2	WESTERN BILL	4	7.1m	8.8m (1)	8.4m (1)	2:43.31	28.26s	27.33s
7	TREACHEROUS BELLE	5	8.8m	8.0m (0)	8.7m (0)	2:43.43	28.34s	27.43s
8	DUAL CAM	6	10.3m	17.4m (1)	13.9m (1)	2:43.54	28.04s	27.18s
3	JEFFCOATE	7	24.3m	12.8m (1)	9.8m (2)	2:44.55	28.08s	28.47s

Finish Position and metres gained

First Arrow shows distance gain/loss from 2nd Qtr to 3rd Qtr,
Second Arrow shows distance gain/loss from 3rd Qtr to Finish
Blue arrow indicates best gain in these quarters.



8
0
0

Visual positions in race at 2nd Quarter



4
0
0

Visual positions in race at 3rd Quarter



Marburg Race 5 Distance 2200m

Sunday, 21 June 2026

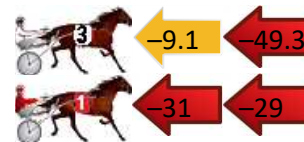
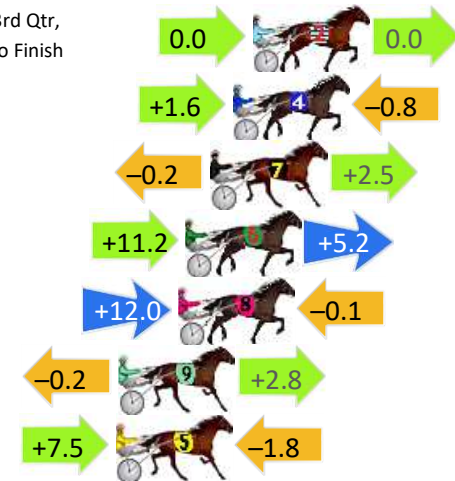
Gross Time: 2:46.70 MileRate: 2:01.90 LeadTime: 43.20s First Qtr: 31.70s Second Qtr: 30.60s Third Qtr: 30.30s Fourth Qtr: 30.90s

DATA TABLE: 800 / 400 Posi's are position from leader and (how wide the horse was at that position)

NoHorse	Plc	Mar	800 Posi	400 Posi	Time	3rd Qtr	4th Qt
2 TAPTHEKEG	1	0.0m	0.0m (0)	0.0m (0)	2:46.70	30.30s	30.90s
4 MAJOR MISCHIEF	2	0.8m	1.6m (1)	0.0m (1)	2:46.76	30.18s	30.96s
7 JILLIBY PANDA	3	1.7m	4.0m (0)	4.2m (0)	2:46.84	30.32s	30.72s
6 MULLUM BOY	4	2.7m	19.1m (1)	7.9m (2)	2:46.92	29.46s	30.52s
8 BETA THAN LOVE	5	3.0m	14.9m (2)	2.9m (2)	2:46.94	29.40s	30.92s
9 OUTER CHANGE	6	5.4m	8.0m (0)	8.2m (0)	2:47.14	30.32s	30.72s
5 EBONY BELLE	7	5.5m	11.2m (2)	3.7m (1)	2:47.14	29.74s	31.06s
3 BEYONSKI	8	68.2m	9.8m (1)	18.9m (0)	2:52.21	31.00s	34.97s
1 WILLROBY	9	82.4m	23.4m (0)	54.2m (0)	2:53.36	32.66s	33.44s

Finish Position and metres gained

First Arrow shows distance gain/loss from 2nd Qtr to 3rd Qtr, Second Arrow shows distance gain/loss from 3rd Qtr to Finish
Blue arrow indicates best gain in these quarters.



800

Visual positions in race at 2nd Quarter



400

Visual positions in race at 3rd Quarter



Marburg Race 6 Distance 1850m

Sunday, 21 June 2026

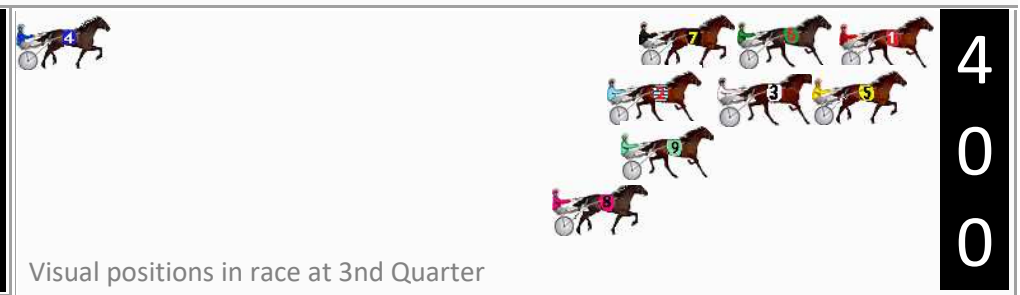


Gross Time: 2:18.80 MileRate: 2:00.70 LeadTime: 17.00s First Qtr: 32.20s Second Qtr: 30.90s Third Qtr: 29.30s Fourth Qtr: 29.40s

DATA TABLE: 800 / 400 Posi's are position from leader and (how wide the horse was at that position)

NoHorse	Plc	Mar	800 Posi	400 Posi	Time	3rd Qtr	4th Qt
1 BEAU STEELE	1	0.0m	0.0m (0)	0.0m (0)	2:18.80	29.30s	29.40s
3 SAINT LOUIS BEAT	1	0.0m	6.6m (1)	4.9m (1)	2:18.80	29.18s	29.04s
5 MACS A DUDE	3	0.8m	2.2m (1)	1.1m (1)	2:18.86	29.22s	29.38s
7 PROSPECTUS	4	3.8m	9.3m (0)	8.0m (0)	2:19.09	29.20s	29.11s
6 DIEGO DELGADO	5	4.1m	5.0m (0)	4.1m (0)	2:19.12	29.24s	29.42s
2 ART OF ROCK	6	5.6m	11.0m (1)	9.3m (1)	2:19.23	29.18s	29.15s
9 AUNTY FRANCES	7	12.1m	15.1m (2)	8.8m (2)	2:19.73	28.84s	29.69s
8 GIDUP CAPTAIN	8	12.8m	15.4m (1)	11.5m (3)	2:19.79	29.02s	29.55s
4 LETS GO BAILEY	9	29.6m	46.1m (0)	42.2m (0)	2:21.08	29.02s	28.60s

Finish Position and metres gained

First Arrow shows distance gain/loss from 2nd Qtr to 3rd Qtr, Second Arrow shows distance gain/loss from 3rd Qtr to Finish
Blue arrow indicates best gain in these quarters.



Marburg Race 7 Distance 2200m

Sunday, 21 June 2026

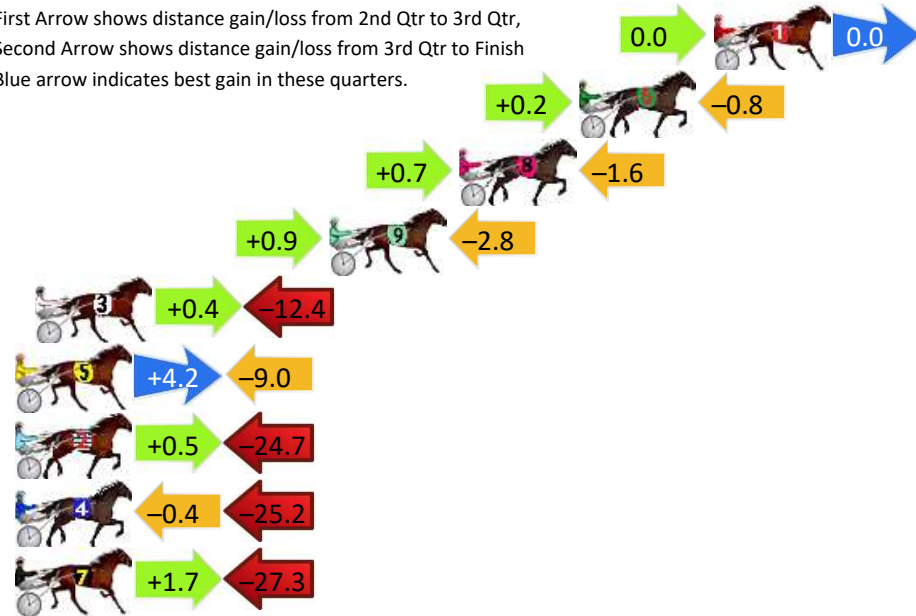
Gross Time: 2:43.30 MileRate: 1:59.50 LeadTime: 43.20s First Qtr: 33.00s Second Qtr: 30.70s Third Qtr: 28.60s Fourth Qtr: 27.80s

DATA TABLE: 800 / 400 Posi's are position from leader and (how wide the horse was at that position)

No	Horse	Plc	Mar	800 Posi	400 Posi	Time	3rd Qtr	4th Qt
1	QUIK CHANGE	1	0.0m	0.0m (0)	0.0m (0)	2:43.30	28.60s	27.80s
6	MY ULTIMATE COSSIE	2	5.4m	4.8m (0)	4.6m (0)	2:43.69	28.58s	27.87s
8	STORMTIDE	3	10.2m	9.3m (0)	8.6m (0)	2:44.05	28.54s	27.95s
9	SATURDAY DANCE	4	15.4m	13.5m (0)	12.6m (0)	2:44.43	28.52s	28.05s
3	JIVE MASTER	5	27.2m	15.2m (1)	14.8m (2)	2:45.29	28.56s	28.75s
5	GETAGRIP	6	28.4m	23.6m (1)	19.4m (2)	2:45.38	28.28s	28.52s
2	TIGER SHIRL	7	30.4m	6.2m (1)	5.7m (1)	2:45.52	28.56s	29.62s
4	ROCK NIEN	8	36.3m	10.7m (1)	11.1m (1)	2:45.95	28.62s	29.67s
7	BETTOR CHEER	9	44.7m	19.1m (1)	17.4m (3)	2:46.57	28.46s	29.85s

Finish Position and metres gained

First Arrow shows distance gain/loss from 2nd Qtr to 3rd Qtr, Second Arrow shows distance gain/loss from 3rd Qtr to Finish
Blue arrow indicates best gain in these quarters.



800

Visual positions in race at 2nd Quarter



400

Visual positions in race at 3rd Quarter



Marburg Race 8 Distance 2200m

Sunday, 21 June 2026


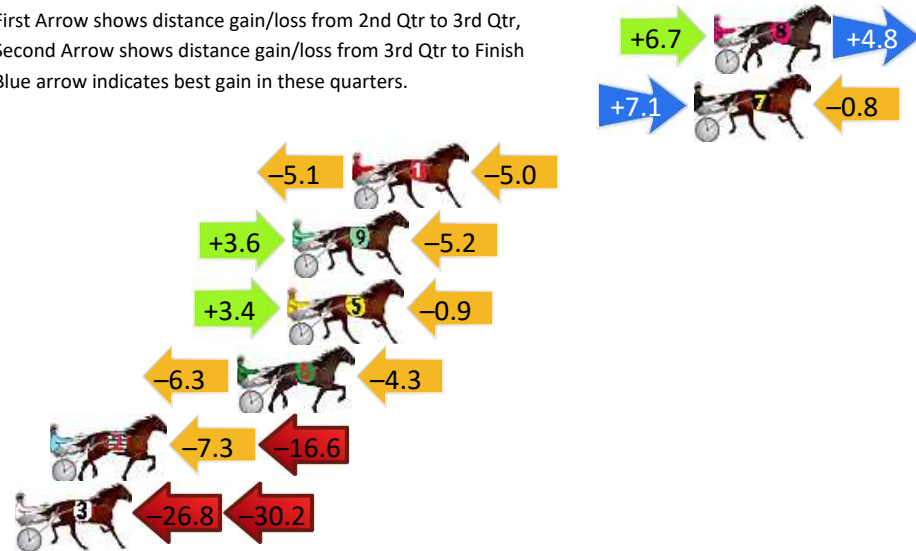
Gross Time: 2:47.10 MileRate: 2:02.20 LeadTime: 44.40s First Qtr: 32.50s Second Qtr: 32.50s Third Qtr: 29.50s Fourth Qtr: 28.20s

DATA TABLE: 800 / 400 Posi's are position from leader and (how wide the horse was at that position)


No	Horse	Plc	Mar	800 Posi	400 Posi	Time	3rd Qtr	4th Qt
8	REDS STAR DEAL	1	0.0m	11.5m (2)	4.8m (0)	2:47.10	29.00s	27.86s
7	B MAC C	2	0.8m	7.1m (2)	0.0m (0)	2:47.16	28.98s	28.26s
1	MYSTICALFANTASY	3	14.5m	4.4m (0)	9.5m (1)	2:48.17	29.86s	28.59s
9	AT THE POINTY END	4	16.9m	15.3m (2)	11.7m (2)	2:48.35	29.22s	28.61s
5	PRINCE OF PAIN	5	17.1m	19.6m (2)	16.2m (2)	2:48.37	29.22s	28.31s
6	LLANFAIR LLEWELLAN	6	19.1m	8.5m (0)	14.8m (0)	2:48.52	29.94s	28.56s
2	UNCUT GEM	7	26.6m	2.7m (1)	10.0m (0)	2:49.07	30.02s	29.45s
3	ONE LAST ROLL	8	57.0m	0.0m (0)	26.8m (0)	2:51.32	31.42s	30.50s

Finish Position and metres gained

First Arrow shows distance gain/loss from 2nd Qtr to 3rd Qtr, Second Arrow shows distance gain/loss from 3rd Qtr to Finish
Blue arrow indicates best gain in these quarters.



Visual positions in race at 2nd Quarter



Visual positions in race at 3rd Quarter