

Marburg Race 1 Distance 1850m

Sunday, 28 June 2026



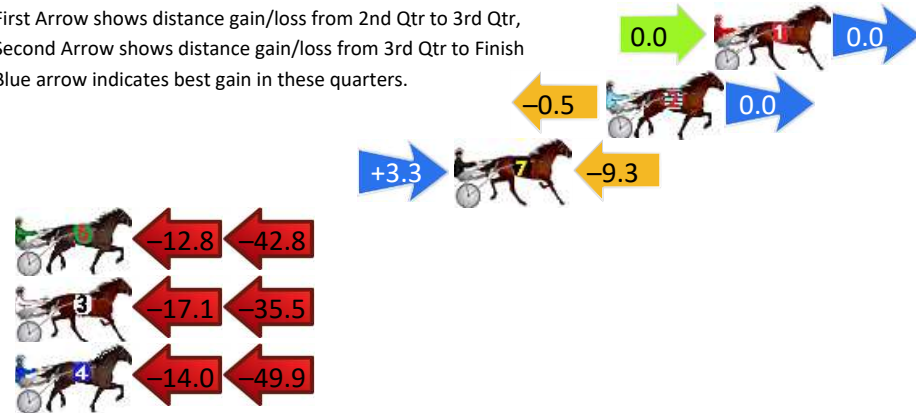
Gross Time: 2:17.50 MileRate: 1:59.60 LeadTime: 17.10s First Qtr: 30.90s Second Qtr: 30.00s Third Qtr: 29.40s Fourth Qtr: 30.10s

DATA TABLE: 800 / 400 Posi's are position from leader and (how wide the horse was at that position)

NoHorse	Plc	Mar	800 Posi	400 Posi	Time	3rd Qtr	4th Qt
1 OUR ULTIMATE HEIDI	1	0.0m	0.0m (0)	0.0m (0)	2:17.50	29.40s	30.10s
2 KIPCHOGE	2	4.3m	3.8m (0)	4.3m (0)	2:17.84	29.44s	30.12s
7 OUR ULTIMATE BEATY	3	10.4m	4.4m (1)	1.1m (1)	2:18.32	29.16s	30.84s
6 THUNDARSTORM	4	64.4m	8.8m (0)	21.6m (0)	2:22.58	30.36s	33.58s
3 BETTY WINKLE	5	69.0m	16.4m (0)	33.5m (0)	2:22.94	30.68s	33.06s
4 LOOKING DOWN	6	73.2m	9.3m (1)	23.3m (1)	2:23.27	30.44s	34.15s

Finish Position and metres gained

First Arrow shows distance gain/loss from 2nd Qtr to 3rd Qtr,
Second Arrow shows distance gain/loss from 3rd Qtr to Finish
Blue arrow indicates best gain in these quarters.



Marburg Race 2 Distance 1850m

Sunday, 28 June 2026


Gross Time: 2:16.70 MileRate: 1:58.90 LeadTime: 16.70s First Qtr: 29.30s Second Qtr: 31.20s Third Qtr: 29.40s Fourth Qtr: 30.10s

DATA TABLE: 800 / 400 Posi's are position from leader and (how wide the horse was at that position)

NoHorse	Plc	Mar	800 Posi	400 Posi	Time	3rd Qtr	4th Qt
4 TIGER SHIRL	1	0.0m	1.1m (1)	0.0m (1)	2:16.70	29.32s	30.10s
1 WICKED MACK	2	2.2m	0.0m (0)	0.8m (0)	2:16.87	29.46s	30.21s
7 ROCKNROLL KNIGHT	3	12.6m	14.2m (1)	14.6m (1)	2:17.69	29.44s	30.01s
9 CELESTINE	4	13.6m	18.9m (1)	18.7m (1)	2:17.77	29.40s	29.79s
2 STONES	5	14.8m	5.2m (1)	5.4m (1)	2:17.87	29.42s	30.87s
6 MIARKA	6	16.3m	10.4m (0)	17.0m (0)	2:17.98	29.90s	30.12s
8 LANEYS LAST	7	19.7m	9.9m (1)	10.3m (1)	2:18.25	29.44s	30.89s
3 RAINBOW GAMBLER	8	20.3m	5.5m (0)	12.4m (0)	2:18.30	29.92s	30.78s
5 WEE BONNIE	9	27.5m	14.8m (0)	21.6m (0)	2:18.87	29.92s	30.67s

Finish Position and metres gained

First Arrow shows distance gain/loss from 2nd Qtr to 3rd Qtr, Second Arrow shows distance gain/loss from 3rd Qtr to Finish
Blue arrow indicates best gain in these quarters.



800

Visual positions in race at 2nd Quarter



400

Visual positions in race at 3rd Quarter



Marburg Race 3 Distance 1850m

Sunday, 28 June 2026



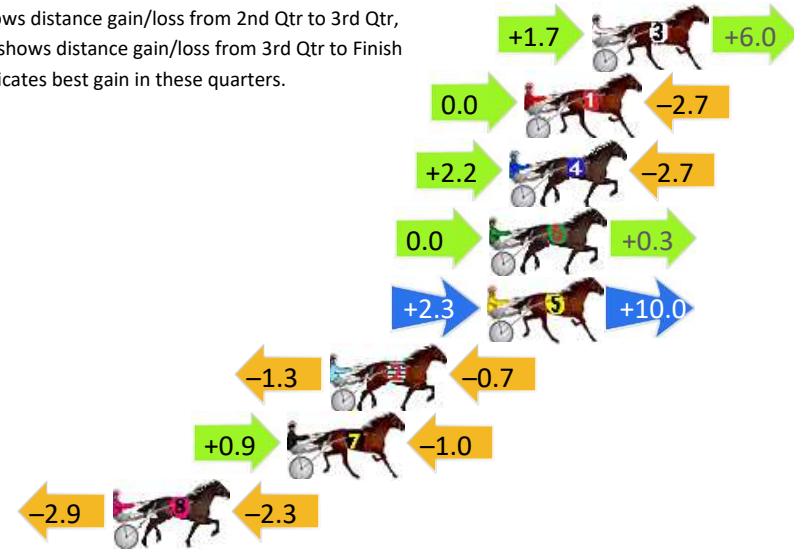
Gross Time: 2:19.00 MileRate: 2:00.90 LeadTime: 17.10s First Qtr: 32.00s Second Qtr: 30.90s Third Qtr: 29.30s Fourth Qtr: 29.70s

DATA TABLE: 800 / 400 Posi's are position from leader and (how wide the horse was at that position)

NoHorse	Plc	Mar	800 Posi	400 Posi	Time	3rd Qtr	4th Qt
3 BEYONSKI	1	0.0m	7.7m (1)	6.0m (1)	2:19.00	29.18s	29.26s
1 ESTIVAL	2	2.7m	0.0m (0)	0.0m (0)	2:19.21	29.30s	29.91s
4 MAJOR MISCHIEF	3	3.3m	2.8m (1)	0.6m (1)	2:19.26	29.14s	29.92s
6 GHOST TRAIN	4	4.1m	4.4m (0)	4.4m (0)	2:19.32	29.30s	29.70s
5 KEAYANG TARA	5	4.2m	16.5m (1)	14.2m (2)	2:19.33	29.14s	28.99s
2 TODAYS HERO	6	10.5m	8.5m (0)	9.8m (0)	2:19.82	29.40s	29.80s
7 MULLUM BOY	7	12.2m	12.1m (1)	11.2m (1)	2:19.95	29.24s	29.83s
8 DOC HARVEY	8	19.2m	14.0m (0)	16.9m (0)	2:20.49	29.52s	29.95s

Finish Position and metres gained

First Arrow shows distance gain/loss from 2nd Qtr to 3rd Qtr, Second Arrow shows distance gain/loss from 3rd Qtr to Finish
Blue arrow indicates best gain in these quarters.



Visual positions in race at 2nd Quarter

Visual positions in race at 3rd Quarter

Marburg Race 4 Distance 1850m

Sunday, 28 June 2026


Gross Time: 2:16.20 MileRate: 1:58.50 LeadTime: 17.00s First Qtr: 30.10s Second Qtr: 30.40s Third Qtr: 29.40s Fourth Qtr: 29.30s

DATA TABLE: 800 / 400 Posi's are position from leader and (how wide the horse was at that position)

No	Horse	Plc	Mar	800 Posi	400 Posi	Time	3rd Qtr	4th Qt
2	HOLME BOY	1	0.0m	0.0m (0)	0.0m (0)	2:16.20	29.40s	29.30s
6	MILLIEWOOD	2	4.1m	9.0m (0)	9.9m (0)	2:16.52	29.46s	28.90s
1	GRACENAVA	3	8.7m	4.4m (0)	5.5m (0)	2:16.87	29.48s	29.57s
3	ROSIE POLLEN	4	13.0m	16.4m (1)	13.2m (1)	2:17.20	29.16s	29.34s
4	JIMMY BLING	5	16.1m	3.3m (1)	6.6m (1)	2:17.44	29.64s	30.06s
9	MULLUM DOC	6	16.5m	20.8m (1)	17.6m (2)	2:17.47	29.16s	29.29s
5	ROLLYARRRZ	7	17.8m	7.7m (1)	9.6m (2)	2:17.57	29.54s	29.97s
7	ASCOT ANNIE	8	19.2m	12.1m (1)	13.7m (2)	2:17.68	29.52s	29.78s
8	TWOSIPSALLY	9	124.6m	17.8m (0)	52.6m (0)	2:25.77	31.94s	35.03s

Finish Position and metres gained

First Arrow shows distance gain/loss from 2nd Qtr to 3rd Qtr, Second Arrow shows distance gain/loss from 3rd Qtr to Finish
Blue arrow indicates best gain in these quarters.



800

Visual positions in race at 2nd Quarter



400

Visual positions in race at 3rd Quarter



Marburg Race 5 Distance 2200m

Sunday, 28 June 2026

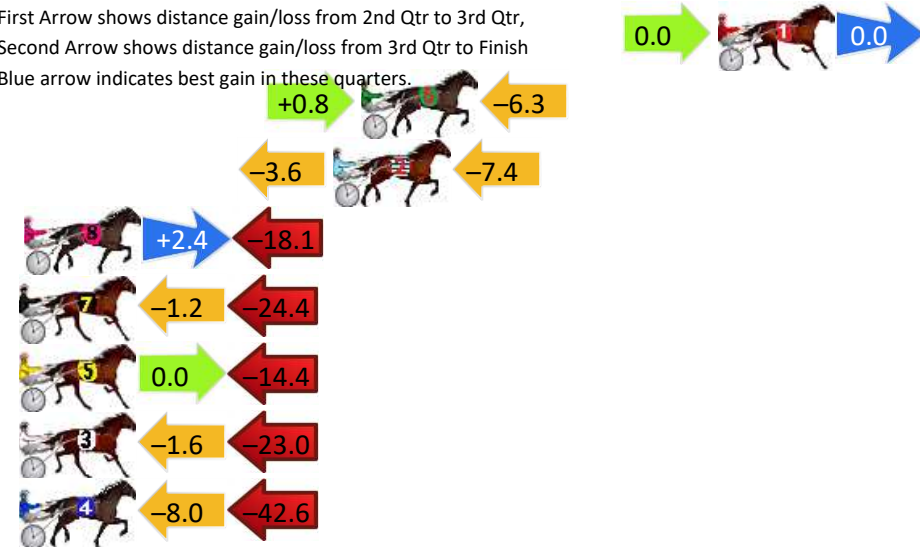
Gross Time: 2:46.20 MileRate: 2:01.60 LeadTime: 45.50s First Qtr: 32.80s Second Qtr: 31.40s Third Qtr: 29.20s Fourth Qtr: 27.30s

DATA TABLE: 800 / 400 Posi's are position from leader and (how wide the horse was at that position)

No	Horse	Plc	Mar	800 Posi	400 Posi	Time	3rd Qtr	4th Qt
1	BELMER BETTY	1	0.0m	0.0m (0)	0.0m (0)	2:46.20	29.20s	27.30s
6	COPPERFIELD	2	14.3m	8.8m (0)	8.0m (0)	2:47.23	29.12s	27.77s
2	STUDLEIGH MARK	3	15.4m	4.4m (0)	8.0m (1)	2:47.31	29.44s	27.85s
8	B MAC C	4	27.8m	12.1m (1)	9.7m (2)	2:48.20	29.00s	28.62s
7	ONE LAST ROLL	5	28.4m	2.8m (1)	4.0m (1)	2:48.24	29.28s	29.06s
5	MUCH BETTOR	6	30.9m	16.5m (1)	16.5m (2)	2:48.42	29.16s	28.36s
3	ROCKTIME	7	38.4m	13.8m (0)	15.4m (0)	2:48.96	29.28s	28.98s
4	LEITHEN BURN	8	58.3m	7.7m (1)	15.7m (1)	2:50.39	29.74s	30.39s

Finish Position and metres gained

First Arrow shows distance gain/loss from 2nd Qtr to 3rd Qtr, Second Arrow shows distance gain/loss from 3rd Qtr to Finish
Blue arrow indicates best gain in these quarters.



800

Visual positions in race at 2nd Quarter



400

Visual positions in race at 3rd Quarter

Marburg Race 6 Distance 1850m

Sunday, 28 June 2026


Gross Time: 2:14.50 MileRate: 1:57.00 LeadTime: 16.50s First Qtr: 29.90s Second Qtr: 29.80s Third Qtr: 29.20s Fourth Qtr: 29.10s

DATA TABLE: 800 / 400 Posi's are position from leader and (how wide the horse was at that position)

No	Horse	Plc	Mar	800 Posi	400 Posi	Time	3rd Qtr	4th Qt
4	FOXFIRE EASTON	1	0.0m	0.0m (0)	0.0m (0)	2:14.50	29.20s	29.10s
7	SATURDAY DANCE	2	6.6m	16.0m (1)	12.7m (2)	2:15.00	28.96s	28.68s
8	MY PURPLE PATCH	3	9.7m	20.9m (1)	16.6m (2)	2:15.24	28.88s	28.64s
5	MYNAMESEVAN	4	10.0m	3.9m (1)	4.4m (1)	2:15.26	29.24s	29.54s
3	SPLASHNDASH	5	13.1m	7.7m (1)	8.8m (2)	2:15.50	29.28s	29.46s
6	I OF THE HURRIKANE	6	14.7m	8.0m (0)	9.4m (0)	2:15.62	29.30s	29.54s
1	SAINT LOUIS BEAT	7	14.8m	3.9m (0)	5.0m (0)	2:15.63	29.28s	29.87s
2	LITTLELIONELJAMES	8	15.2m	11.3m (1)	12.2m (1)	2:15.66	29.26s	29.38s


Finish Position and metres gained

First Arrow shows distance gain/loss from 2nd Qtr to 3rd Qtr, Second Arrow shows distance gain/loss from 3rd Qtr to Finish
Blue arrow indicates best gain in these quarters.



8
0
0

Visual positions in race at 2nd Quarter



4
0
0

Visual positions in race at 3rd Quarter



Marburg Race 7 Distance 2200m


Sunday, 28 June 2026

Gross Time: 2:45.40 MileRate: 2:01.00 LeadTime: 45.10s First Qtr: 30.90s Second Qtr: 29.60s Third Qtr: 29.60s Fourth Qtr: 30.20s

DATA TABLE: 800 / 400 Posi's are position from leader and (how wide the horse was at that position)

No	Horse	Plc	Mar	800 Posi	400 Posi	Time	3rd Qtr	4th Qt
3	LULU LUCIFER	1	0.0m	1.6m (1)	0.0m (1)	2:45.40	29.48s	30.20s
7	IDEAL TIGER	2	7.5m	10.3m (1)	8.1m (2)	2:45.99	29.44s	30.19s
4	BEAU STEELE	3	8.8m	6.0m (1)	4.6m (1)	2:46.10	29.50s	30.56s
2	YOGI	4	10.6m	13.6m (0)	12.4m (2)	2:46.24	29.52s	30.12s
5	ROCKNROLL DA GAMA	5	14.7m	21.2m (1)	12.4m (0)	2:46.56	28.96s	30.44s
8	FILLY THIRTEEN	6	15.4m	8.2m (0)	10.5m (1)	2:46.62	29.78s	30.64s
6	WANDARY DELIGHT	7	19.4m	4.4m (0)	6.5m (0)	2:46.93	29.76s	31.25s
9	MAJOR LINCOLN	8	20.0m	16.9m (1)	14.5m (1)	2:46.98	29.44s	30.70s
1	AUNTY FRANCES	9	26.2m	0.0m (0)	2.7m (0)	2:47.47	29.80s	32.07s

Finish Position and metres gained



800

Visual positions in race at 2nd Quarter



400

Visual positions in race at 3rd Quarter

