

Marburg Race 1 Distance 1850m

Monday, 6 July 2026


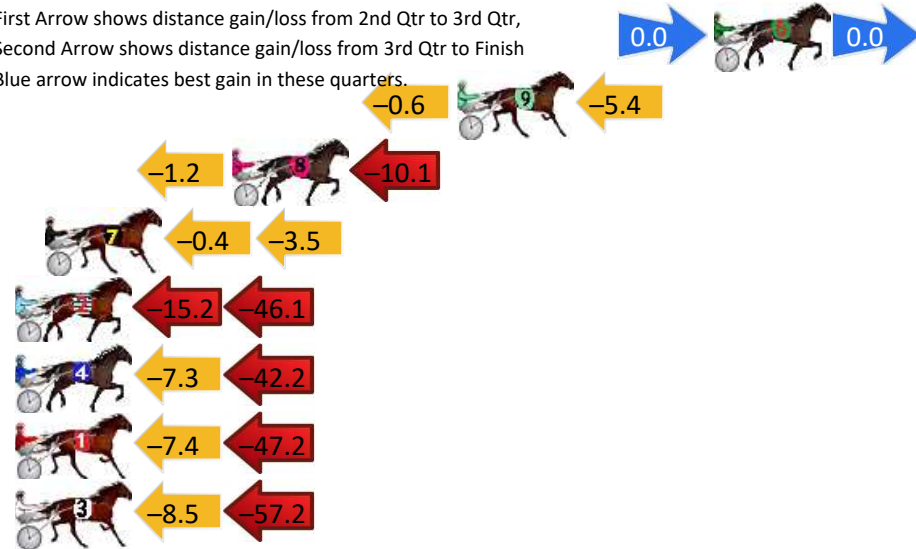
Gross Time: 2:18.80 MileRate: 2:00.70 LeadTime: 17.00s First Qtr: 32.10s Second Qtr: 30.30s Third Qtr: 30.20s Fourth Qtr: 29.20s

DATA TABLE: 800 / 400 Posi's are position from leader and (how wide the horse was at that position)

No	Horse	Plc	Mar	800 Posi	400 Posi	Time	3rd Qtr	4th Qt
6	SKYFALL ROYALE	1	0.0m	0.0m (0)	0.0m (0)	2:18.80	30.20s	29.20s
9	MCROCKIN	2	10.3m	4.3m (0)	4.9m (0)	2:19.59	30.24s	29.63s
8	OUR ULTIMATE BEATY	3	19.3m	8.0m (1)	9.2m (1)	2:20.28	30.28s	30.00s
7	DISEMBARK	4	26.8m	22.9m (1)	23.3m (2)	2:20.85	30.20s	29.53s
2	KIPCHOGE	5	64.5m	3.2m (1)	18.4m (0)	2:23.74	31.32s	32.78s
4	PINK BONUS	6	68.2m	18.7m (1)	26.0m (1)	2:24.02	30.72s	32.50s
1	WICKED VICTREE	7	79.7m	25.1m (0)	32.5m (1)	2:24.90	30.72s	32.90s
3	GIRL SECRETS	8	85.4m	19.7m (0)	28.2m (0)	2:25.34	30.80s	33.66s

Finish Position and metres gained

First Arrow shows distance gain/loss from 2nd Qtr to 3rd Qtr, Second Arrow shows distance gain/loss from 3rd Qtr to Finish
Blue arrow indicates best gain in these quarters.



800

Visual positions in race at 2nd Quarter



400

Visual positions in race at 3rd Quarter



Marburg Race 2 Distance 1850m



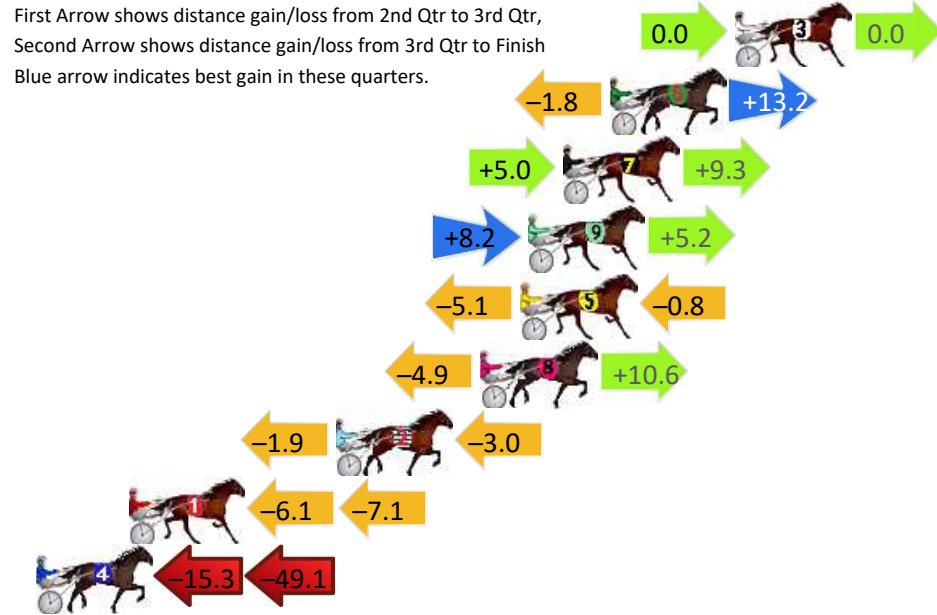
Monday, 6 July 2026

Gross Time: 2:17.90 MileRate: 2:00.00 LeadTime: 16.20s First Qtr: 29.50s Second Qtr: 30.40s Third Qtr: 30.80s Fourth Qtr: 31.00s

DATA TABLE: 800 / 400 Posi's are position from leader and (how wide the horse was at that position)

No	Horse	Plc	Mar	800 Posi	400 Posi	Time	3rd Qtr	4th Qt
3	MIARKA	1	0.0m	0.0m (0)	0.0m (0)	2:17.90	30.80s	31.00s
6	MIGHTY CRUNCH	2	5.0m	16.4m (1)	18.2m (2)	2:18.31	30.96s	30.01s
7	CELESTINE	3	6.9m	21.2m (1)	16.2m (3)	2:18.46	30.44s	30.32s
9	TAURUS BROMAC	4	8.3m	21.7m (2)	13.5m (2)	2:18.57	30.20s	30.63s
5	ALL EYES ON BLING	5	8.6m	2.7m (1)	7.8m (0)	2:18.60	31.20s	31.10s
8	THE BLACK FOX	6	10.2m	15.9m (0)	20.8m (1)	2:18.73	31.20s	30.23s
2	STONES	7	16.0m	11.1m (1)	13.0m (1)	2:19.20	30.96s	31.30s
1	RAINBOW GAMBLER	8	24.3m	11.1m (0)	17.2m (0)	2:19.87	31.28s	31.65s
4	RUBY DEAR	9	146.2m	81.8m (0)	97.1m (0)	2:29.75	32.08s	35.39s

Finish Position and metres gained



Marburg Race 3 Distance 1850m

Monday, 6 July 2026


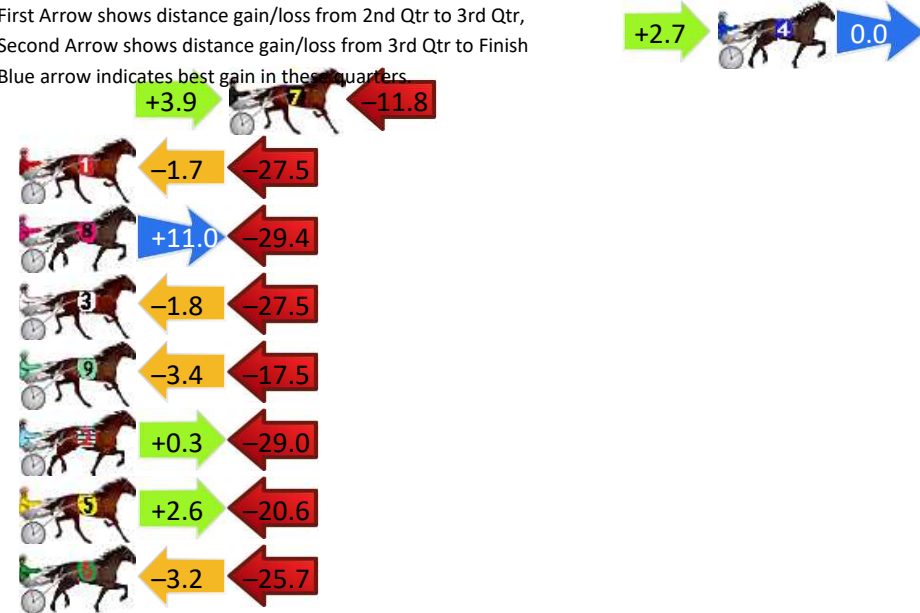
Gross Time: 2:17.20 MileRate: 1:59.30 LeadTime: 16.80s First Qtr: 30.80s Second Qtr: 31.40s Third Qtr: 30.30s Fourth Qtr: 27.90s

DATA TABLE: 800 / 400 Posi's are position from leader and (how wide the horse was at that position)

NoHorse	Plc	Mar	800 Posi	400 Posi	Time	3rd Qtr	4th Qt
4 MACK ATTACK	1	0.0m	2.7m (1)	0.0m (1)	2:17.20	30.10s	27.90s
7 JINDALEA JACK	2	19.6m	11.7m (1)	7.8m (2)	2:18.64	29.98s	28.78s
1 SIYA	3	29.2m	0.0m (0)	1.7m (0)	2:19.34	30.42s	29.92s
8 KINGSBURY	4	32.7m	14.3m (2)	3.3m (2)	2:19.60	29.46s	30.06s
3 LANEYS LAST	5	33.6m	4.3m (0)	6.1m (0)	2:19.66	30.42s	29.92s
9 BLACK GEMSTONE	6	34.7m	13.8m (0)	17.2m (0)	2:19.75	30.50s	29.21s
2 ROCKNROLL KNIGHT	7	35.6m	6.9m (1)	6.6m (1)	2:19.81	30.26s	30.03s
5 WEE BONNIE	8	36.1m	18.1m (1)	15.5m (1)	2:19.85	30.06s	29.43s
6 WICKED MACK	9	37.9m	9.0m (0)	12.2m (0)	2:19.98	30.50s	29.80s


Finish Position and metres gained

First Arrow shows distance gain/loss from 2nd Qtr to 3rd Qtr, Second Arrow shows distance gain/loss from 3rd Qtr to Finish
Blue arrow indicates best gain in these quarters



800

Visual positions in race at 2nd Quarter



400

Visual positions in race at 3rd Quarter

Marburg Race 4 Distance 1850m

Monday, 6 July 2026


Gross Time: 2:18.40 MileRate: 2:00.40 LeadTime: 17.90s First Qtr: 31.20s Second Qtr: 30.10s Third Qtr: 30.10s Fourth Qtr: 29.10s

DATA TABLE: 800 / 400 Posi's are position from leader and (how wide the horse was at that position)

No	Horse	Plc	Mar	800 Posi	400 Posi	Time	3rd Qtr	4th Qt
2	MULLUM DOC	1	0.0m	4.3m (0)	4.4m (0)	2:18.40	30.10s	28.78s
1	OCTOBER RACKETEER	2	4.5m	0.0m (0)	0.0m (0)	2:18.74	30.10s	29.44s
6	WANDARY DELIGHT	3	21.6m	9.1m (0)	10.9m (0)	2:20.05	30.22s	29.95s
3	MY ULTIMATE RUDI	4	29.4m	12.8m (1)	22.3m (2)	2:20.64	30.78s	29.70s
9	IDEAL TIGER	5	29.6m	17.1m (2)	16.9m (2)	2:20.66	30.06s	30.12s
8	CAPTAIN OH CAPTAIN	6	32.5m	12.8m (0)	16.9m (0)	2:20.88	30.38s	30.34s
5	ICANANDIWILL	7	41.9m	17.4m (0)	20.7m (3)	2:21.60	30.32s	30.78s
4	BEYONSKI	8	70.8m	23.0m (0)	28.3m (0)	2:23.81	30.46s	32.43s
7	ROSEANNE RUBY	9	73.7m	9.1m (1)	19.6m (1)	2:24.03	30.86s	33.29s

Finish Position and metres gained

First Arrow shows distance gain/loss from 2nd Qtr to 3rd Qtr, Second Arrow shows distance gain/loss from 3rd Qtr to Finish
Blue arrow indicates best gain in these quarters.



800

Visual positions in race at 2nd Quarter



400

Visual positions in race at 3rd Quarter

Marburg Race 5 Distance 1850m

Monday, 6 July 2026


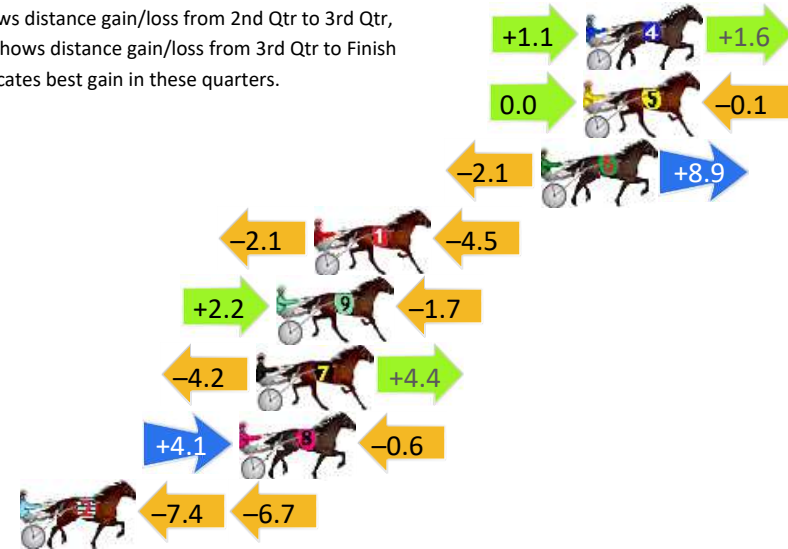
Gross Time: 2:19.60 MileRate: 2:01.50 LeadTime: 16.00s First Qtr: 31.90s Second Qtr: 31.30s Third Qtr: 30.00s Fourth Qtr: 30.40s

DATA TABLE: 800 / 400 Posi's are position from leader and (how wide the horse was at that position)

No	Horse	Plc	Mar	800 Posi	400 Posi	Time	3rd Qtr	4th Qt
4	GOOD WORD THAT	1	0.0m	2.7m (1)	1.6m (1)	2:19.60	29.92s	30.28s
5	FILLY THIRTEEN	2	0.1m	0.0m (0)	0.0m (0)	2:19.61	30.00s	30.41s
6	MULLUM BOY	3	1.8m	8.6m (0)	10.7m (0)	2:19.74	30.16s	29.74s
1	TODAYS HERO	4	10.9m	4.3m (0)	6.4m (0)	2:20.47	30.16s	30.79s
9	MY ULTIMATE LOUIE	5	12.4m	12.9m (2)	10.7m (1)	2:20.59	29.84s	30.59s
7	CHARLIE CHUCKLES	6	13.2m	13.4m (1)	17.6m (1)	2:20.65	30.32s	30.13s
8	OUTER CHANGE	7	13.9m	17.4m (2)	13.3m (2)	2:20.71	29.70s	30.51s
2	SIGNOR JUJON	8	22.7m	8.6m (1)	16.0m (0)	2:21.41	30.56s	31.01s


Finish Position and metres gained

First Arrow shows distance gain/loss from 2nd Qtr to 3rd Qtr, Second Arrow shows distance gain/loss from 3rd Qtr to Finish
Blue arrow indicates best gain in these quarters.



800

Visual positions in race at 2nd Quarter



400

Visual positions in race at 3rd Quarter



Marburg Race 6 Distance 1850m

Monday, 6 July 2026

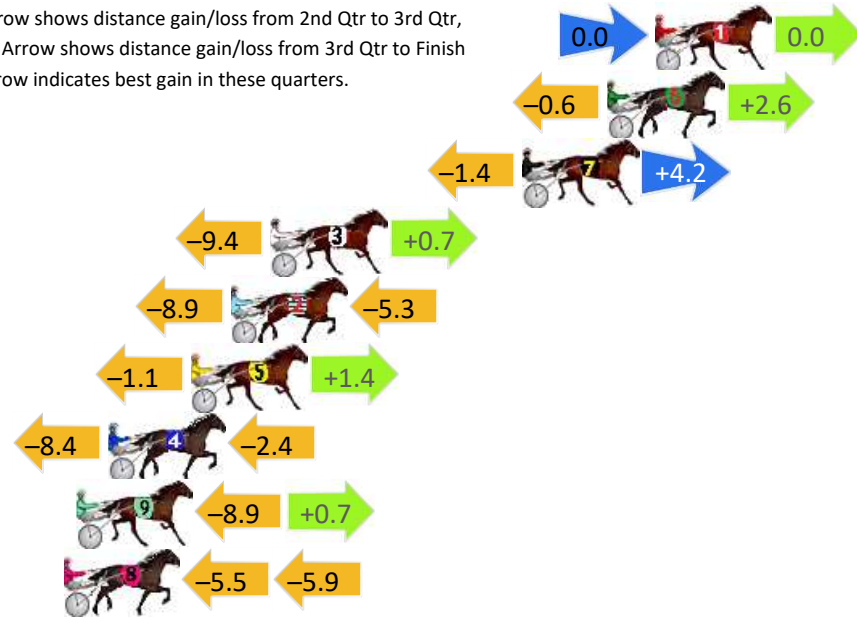
Gross Time: 2:16.30 MileRate: 1:58.60 LeadTime: 16.60s First Qtr: 31.20s Second Qtr: 30.60s Third Qtr: 28.90s Fourth Qtr: 29.00s

DATA TABLE: 800 / 400 Posi's are position from leader and (how wide the horse was at that position)

No	Horse	Plc	Mar	800 Posi	400 Posi	Time	3rd Qtr	4th Qt
1	GOTTA DREAM	1	0.0m	0.0m (0)	0.0m (0)	2:16.30	28.90s	29.00s
6	EBONY BELLE	2	1.9m	3.9m (0)	4.5m (0)	2:16.44	28.94s	28.82s
7	DOOLITTLE DOOZZIE	3	5.3m	8.1m (0)	9.5m (0)	2:16.70	29.00s	28.72s
3	SAMMYS SECRET	4	15.4m	6.7m (1)	16.1m (2)	2:17.47	29.58s	29.01s
2	AZOR AHAI	5	17.0m	2.8m (1)	11.7m (1)	2:17.59	29.54s	29.45s
5	SAINT LOUIS BEAT	6	18.6m	18.9m (1)	20.0m (2)	2:17.72	28.98s	28.98s
4	ROCKNROLL DA GAMA	7	21.9m	11.1m (1)	19.5m (1)	2:17.97	29.50s	29.27s
9	AUNTY FRANCES	8	23.2m	15.0m (1)	23.9m (2)	2:18.07	29.54s	29.05s
8	TAPTHEKEG	9	23.7m	12.3m (0)	17.8m (0)	2:18.10	29.30s	29.52s


Finish Position and metres gained

First Arrow shows distance gain/loss from 2nd Qtr to 3rd Qtr, Second Arrow shows distance gain/loss from 3rd Qtr to Finish
Blue arrow indicates best gain in these quarters.



800

Visual positions in race at 2nd Quarter



400

Visual positions in race at 3rd Quarter



Marburg Race 7 Distance 1850m

Monday, 6 July 2026

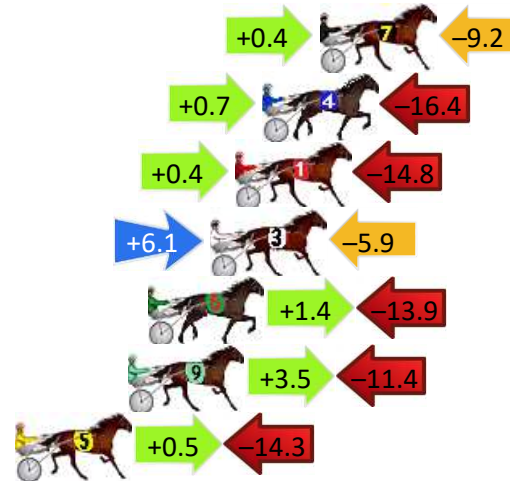
Gross Time: 2:16.50 MileRate: 1:58.80 LeadTime: 17.00s First Qtr: 30.20s Second Qtr: 30.70s Third Qtr: 30.00s Fourth Qtr: 28.60s

DATA TABLE: 800 / 400 Posi's are position from leader and (how wide the horse was at that position)

NoHorse	Plc	Mar	800 Posi	400 Posi	Time	3rd Qtr	4th Qt
2 LULU LUCIFER	1	0.0m	0.0m (0)	0.0m (0)	2:16.50	30.00s	28.60s
8 FLY BURRA	2	0.5m	11.3m (1)	5.5m (2)	2:16.54	29.56s	28.24s
7 LITTLEMICKEY	3	15.8m	7.0m (1)	6.6m (1)	2:17.69	29.96s	29.31s
4 SPLASHNDASH	4	18.1m	2.4m (1)	1.7m (1)	2:17.86	29.94s	29.84s
1 WEONA SIR VIVOR	5	19.2m	4.8m (0)	4.4m (0)	2:17.94	29.96s	29.72s
3 ROSIES BOY	6	20.2m	20.4m (1)	14.3m (1)	2:18.02	29.52s	29.08s
6 ONE LAST ROLL	7	22.7m	10.2m (0)	8.8m (0)	2:18.20	29.88s	29.66s
9 ROSIE POLLEN	8	23.5m	15.6m (1)	12.1m (2)	2:18.26	29.72s	29.48s
5 MIGHTY IDEAL	9	28.0m	14.2m (0)	13.7m (0)	2:18.60	29.94s	29.70s

Finish Position and metres gained

First Arrow shows distance gain/loss from 2nd Qtr to 3rd Qtr, Second Arrow shows distance gain/loss from 3rd Qtr to Finish
Blue arrow indicates best gain in these quarters.



800

Visual positions in race at 2nd Quarter



400

Visual positions in race at 3rd Quarter



Marburg Race 8 Distance 1850m

Monday, 6 July 2026

Gross Time: 2:16.40 MileRate: 1:58.70 LeadTime: 16.10s First Qtr: 30.50s Second Qtr: 31.60s Third Qtr: 29.90s Fourth Qtr: 28.30s

DATA TABLE: 800 / 400 Posi's are position from leader and (how wide the horse was at that position)

No	Horse	Plc	Mar	800 Posi	400 Posi	Time	3rd Qtr	4th Qt
6	DUAL CAM	1	0.0m	4.3m (0)	3.9m (0)	2:16.40	29.86s	28.02s
1	SHES IN LINE	2	0.8m	0.0m (0)	0.0m (0)	2:16.46	29.90s	28.36s
7	B MAC C	3	7.1m	8.1m (0)	7.8m (0)	2:16.93	29.86s	28.27s
8	GETAGRIP	4	11.7m	7.5m (1)	7.5m (1)	2:17.27	29.88s	28.63s
9	MY PURPLE PATCH	5	12.9m	12.1m (1)	11.6m (1)	2:17.36	29.84s	28.42s
4	MAID OF MONEY	6	18.0m	16.7m (1)	16.0m (1)	2:17.74	29.82s	28.48s
3	KUZMA	7	37.5m	12.4m (0)	12.2m (0)	2:19.19	29.86s	30.21s
2	OUR SWEET JESS	8	44.9m	3.2m (1)	2.8m (1)	2:19.74	29.86s	31.44s
5	DOUG	9	229.8m	134.0m (0)	152.3m (0)	2:33.49	30.96s	34.37s

Finish Position and metres gained

First Arrow shows distance gain/loss from 2nd Qtr to 3rd Qtr, Second Arrow shows distance gain/loss from 3rd Qtr to Finish
Blue arrow indicates best gain in these quarters.

