



## Toowoomba QLD Professional

### Race 2: NORTHBUILD CONSTRUCTION BENCHMARK 58 Handicap - 1300m

17 December 2022 - 17:59



Track Rating: Good 3, Weather: Fine , Rail Position: +2m Entire Course

Section		Field Times										Last 600m			
		Overall	1200m	1000m	800m	600m	400m								
		1:18.50 (0:08.18)	1:10.32 (0:11.14)	0:59.18 (0:11.53)	0:47.65 (0:11.72)	0:35.93 (0:11.90)	0:24.03 (0:11.94)	0:35.93							
Rank	TAB	Horse/Jockey	Barrier	Top Speed [km/h]	Fastest Section	Distance Travelled [m]									
1	4	<b>FUN SPONGE</b> Wanderson D'Avila	1	66.7	0:08.18	1:18.50 [1] (0:08.18)	1:10.32 [1] (0:11.14)	0:59.18 [1] (0:11.53)	0:47.65 [1] (0:11.72)	0:35.93 [1] (0:11.90)	0:24.03 [1] (0:11.94)	0:35.93			
2	5	<b>BEST TO HURRY</b> Nozi Tomizawa	8	64.6	0:08.34	1:18.92 [2] (0:08.34)	1:10.58 [2] (0:11.32)	0:59.26 [2] (0:11.53)	0:47.73 [2] (0:11.70)	0:36.03 [2] (0:11.76)	0:24.27 [2] (0:11.95)	0:36.03 +3			
3	9	<b>HELEVA DEEL</b> Isabella Rabjones	14	66.1	0:08.61	1:19.11 [3] (0:08.61)	1:10.50 [5] (0:11.44)	0:59.06 [6] (0:11.95)	0:47.11 [5] (0:11.68)	0:35.43 [6] (0:11.68)	0:23.75 [5] (0:11.84)	0:35.43 +10			
4	10	<b>SHOUTS OUTBACK</b> Stephanie Lacy	9	65.2	0:08.61	1:19.20 [4] (0:08.61)	1:10.59 [6] (0:11.41)	0:59.18 [5] (0:11.99)	0:47.19 [7] (0:11.81)	0:35.38 [7] (0:11.72)	0:23.66 [7] (0:11.91)	0:35.38 +1			
5	7	<b>BULL DIMPLE RUM</b> Corey Bayliss	2	64.5	0:08.65	1:19.39 [5] (0:08.65)	1:10.74 [7] (0:11.58)	0:59.16 [7] (0:11.89)	0:47.27 [8] (0:11.86)	0:35.41 [8] (0:11.69)	0:23.72 [8] (0:11.75)	0:35.41 +5			
6	13	<b>STARS 'N' RICHES</b> Tessa Townsend	7	64.3	0:08.68	1:19.67 [6] (0:08.68)	1:10.99 [8] (0:11.60)	0:59.39 [8] (0:11.73)	0:47.66 [6] (0:11.50)	0:36.16 [4] (0:11.73)	0:24.43 [4] (0:12.11)	0:36.16 +6			
7	2	<b>DROP THE PILOT</b> Josh Adams	4	64.0	0:08.90	1:19.93 [7] (0:08.90)	1:11.03 [10] (0:11.64)	0:59.39 [10] (0:11.75)	0:47.64 [9] (0:11.81)	0:35.83 [9] (0:11.68)	0:24.15 [9] (0:12.27)	0:35.83 +6			
8	12	<b>ZOU ZOU KACANARKIS</b> Montanna Savva	3	65.0	0:08.44	1:20.34 [8] (0:08.44)	1:11.90 [4] (0:11.48)	1:00.42 [4] (0:11.93)	0:48.49 [4] (0:11.66)	0:36.83 [5] (0:11.65)	0:25.18 [3] (0:12.21)	0:36.83 +2			
9	8	<b>HARMONY NATION</b> Nathan Fazackerley	11	64.0	0:08.80	1:20.51 [9] (0:08.80)	1:11.71 [9] (0:11.68)	1:00.03 [9] (0:11.84)	0:48.19 [10] (0:11.80)	0:36.39 [10] (0:11.94)	0:24.45 [10] (0:12.25)	0:36.39 +10			
10	6	<b>YOUNG CLIFFY</b> Adin Thompson	13	65.5	0:08.42	1:20.64 [10] (0:08.42)	1:12.22 [3] (0:11.40)	1:00.82 [3] (0:11.97)	0:48.85 [3] (0:11.64)	0:37.21 [3] (0:12.08)	0:25.13 [6] (0:12.51)	0:37.21 +5			

Scratched: Go Millo (#1), Elenara (#3), Hot Profit (#11), Zouesay (#14)

[ ] Ranking at each section and finish  
 -:-:- No data available at this section  
 NA No data available

SCN Saddle cloth number  
 DNF Did not finish  
 DNT Did not track



# Toowoomba QLD Professional

## Race 2: NORTHBUILD CONSTRUCTION BENCHMARK 58 Handicap - 1300m

17 December 2022 - 17:59



Track Rating: Good 3, Weather: Fine , Rail Position: +2m Entire Course

Section						200m			Last 600m
Field Times						0:12.09			0:35.93
						(0:12.09)			
Rank	TAB	Horse/Jockey	Barrier	Top Speed [km/h]	Fastest Section				Distance Travelled [m]
1	4	<b>FUN SPONGE</b>	1	66.7	0:08.18	0:12.09 [1]		0:35.93	
		Wanderson D'Avila		1200m	Overall	(0:12.09)			
2	5	<b>BEST TO HURRY</b>	8	64.6	0:08.34	0:12.32 [2]		0:36.03	+3
		Nozi Tomizawa		1200m	Overall	(0:12.32)			
3	9	<b>HELEVA DEEL</b>	14	66.1	0:08.61	0:11.91 [3]		0:35.43	+10
		Isabella Rabjones		1200m	Overall	(0:11.91)			
4	10	<b>SHOUTS OUTBACK</b>	9	65.2	0:08.61	0:11.75 [7]		0:35.38	+1
		Stephanie Lacy		1200m	Overall	(0:11.75)			
5	7	<b>BULL DIMPLE RUM</b>	2	64.5	0:08.65	0:11.97 [6]		0:35.41	+5
		Corey Bayliss		1200m	Overall	(0:11.97)			
6	13	<b>STARS 'N' RICHES</b>	7	64.3	0:08.68	0:12.32 [4]		0:36.16	+6
		Tessa Townsend		1200m	Overall	(0:12.32)			
7	2	<b>DROP THE PILOT</b>	4	64.0	0:08.90	0:11.88 [9]		0:35.83	+6
		Josh Adams		600m	Overall	(0:11.88)			
8	12	<b>ZOU ZOU KACANARKIS</b>	3	65.0	0:08.44	0:12.97 [5]		0:36.83	+2
		Montanna Savva		1200m	Overall	(0:12.97)			
9	8	<b>HARMONY NATION</b>	11	64.0	0:08.80	0:12.20 [10]		0:36.39	+10
		Nathan Fazackerley		1200m	Overall	(0:12.20)			
10	6	<b>YOUNG CLIFFY</b>	13	65.5	0:08.42	0:12.62 [8]		0:37.21	+5
		Adin Thompson		1200m	Overall	(0:12.62)			

Scratched: Go Millo (#1), Elenara (#3), Hot Profit (#11), Zouesay (#14)

Report Created: Sat 17 December 2022 18:20 GMT (Note: Timing is based on position data)

Page 2/12

[ ] Ranking at each section and finish  
 -:-:- No data available at this section  
 NA No data available

SCN Saddle cloth number  
 DNF Did not finish  
 DNT Did not track

data processed by TRIPLESDATA



Horse/Jockey Name	Fun Sponge
Final Rank	1
Fastest Section Time (Section)	0:08.18 (Overall)
Top Speed [km/h] (Section)	66.7 (1200m)
Race State	Finished



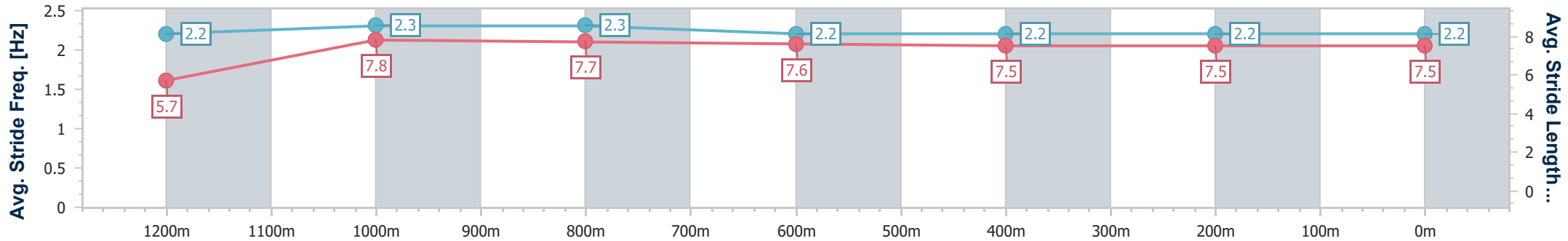
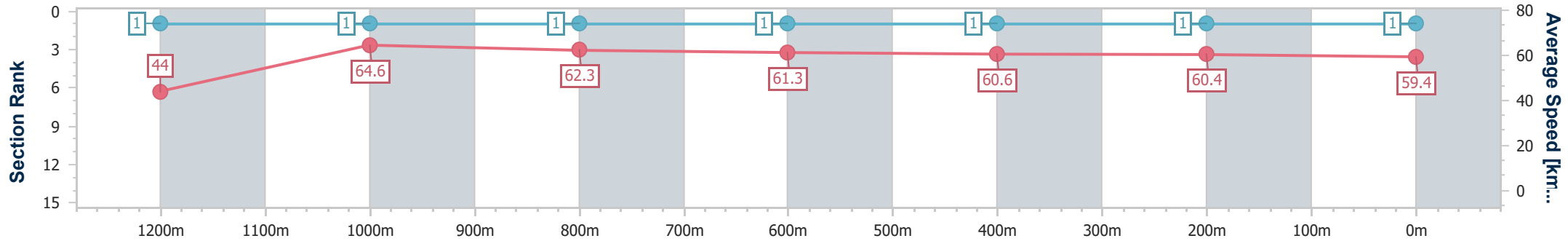
Toowoomba QLD Professional  
 Race 2: NORTHBUILD CONSTRUCTION BENCHMARK 58  
 Handicap - 1300m



17 December 2022 - 17:59

Track Rating: Good 3, Weather: Fine , Rail Position: +2m Entire Course

Section	Overall	1200m	1000m	800m	600m	400m	200m
Section Times	1:18.50 [1] (0:08.18)	1:10.32 [1] (0:11.14)	0:59.18 [1] (0:11.53)	0:47.65 [1] (0:11.72)	0:35.93 [1] (0:11.90)	0:24.03 [1] (0:11.94)	0:12.09 [1] (0:12.09)
Average Speed [km/h]	44.0	64.6	62.3	61.3	60.6	60.4	59.4
Top Speed [km/h]	61.8	66.7	63.3	62.0	62.3	61.4	60.6
Avg. Dist. to Rail [m]	0.9	1.3	1.0	0.8	0.2	0.8	1.3
Avg. Stride Freq. [Hz]	2.2	2.3	2.3	2.2	2.2	2.2	2.2
Avg. Stride Length [m]	5.7	7.8	7.7	7.6	7.5	7.5	7.5



- [ ] Ranking at each section and finish
- .-.- No data available at this section
- NA No data available



Horse/Jockey Name	Best To Hurry
Final Rank	2
Fastest Section Time (Section)	0:08.34 (Overall)
Top Speed [km/h] (Section)	64.6 (1200m)
Race State	Finished



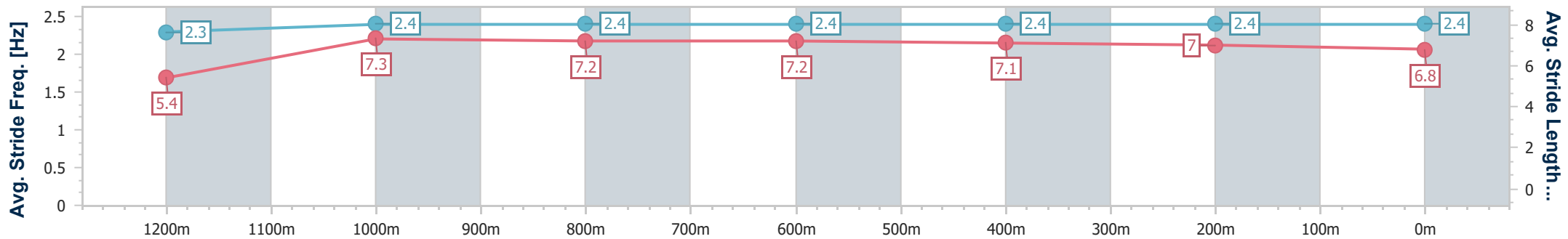
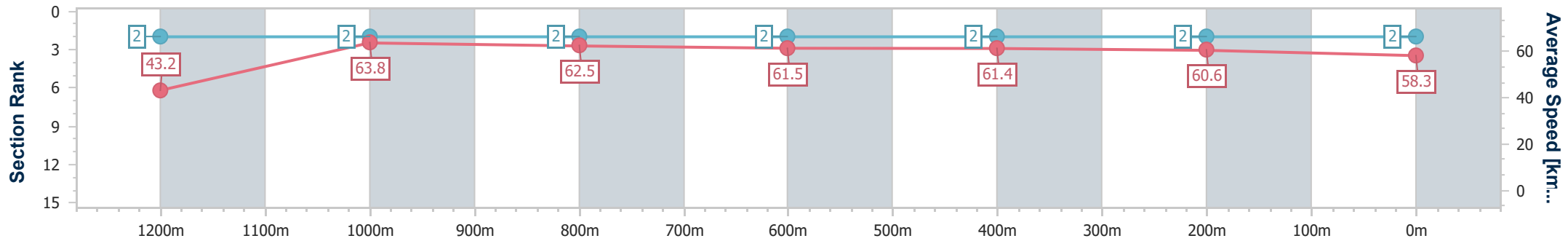
Toowoomba QLD Professional  
 Race 2: NORTHBUILD CONSTRUCTION BENCHMARK 58  
 Handicap - 1300m



17 December 2022 - 17:59

Track Rating: Good 3, Weather: Fine , Rail Position: +2m Entire Course

Section	Overall	1200m	1000m	800m	600m	400m	200m
Section Times	1:18.92 [2] (0:08.34)	1:10.58 [2] (0:11.32)	0:59.26 [2] (0:11.53)	0:47.73 [2] (0:11.70)	0:36.03 [2] (0:11.76)	0:24.27 [2] (0:11.95)	0:12.32 [2] (0:12.32)
Average Speed [km/h]	43.2	63.8	62.5	61.5	61.4	60.6	58.3
Top Speed [km/h]	62.0	64.6	63.2	62.6	62.7	62.2	60.2
Avg. Dist. to Rail [m]	6.6	1.3	0.6	0.4	0.6	1.8	2.7
Avg. Stride Freq. [Hz]	2.3	2.4	2.4	2.4	2.4	2.4	2.4
Avg. Stride Length [m]	5.4	7.3	7.2	7.2	7.1	7.0	6.8



- [ ] Ranking at each section and finish
- .-.- No data available at this section
- NA No data available



Horse/Jockey Name	Heleva Deel
Final Rank	3
Fastest Section Time (Section)	0:08.61 (Overall)
Top Speed [km/h] (Section)	66.1 (1200m)
Race State	Finished



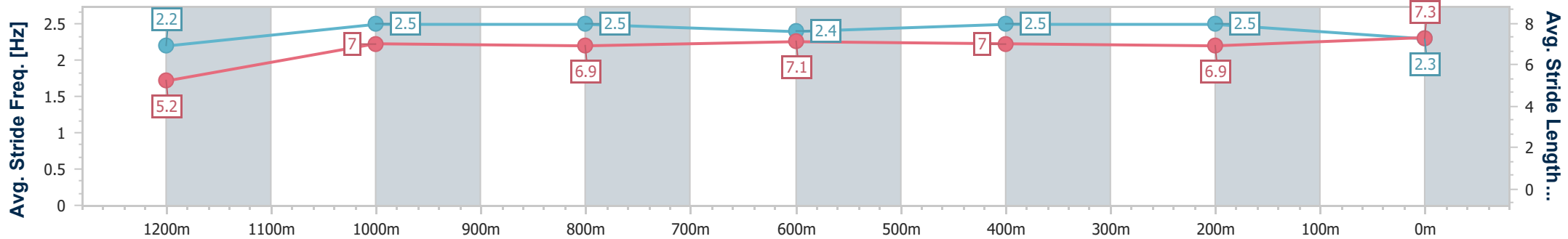
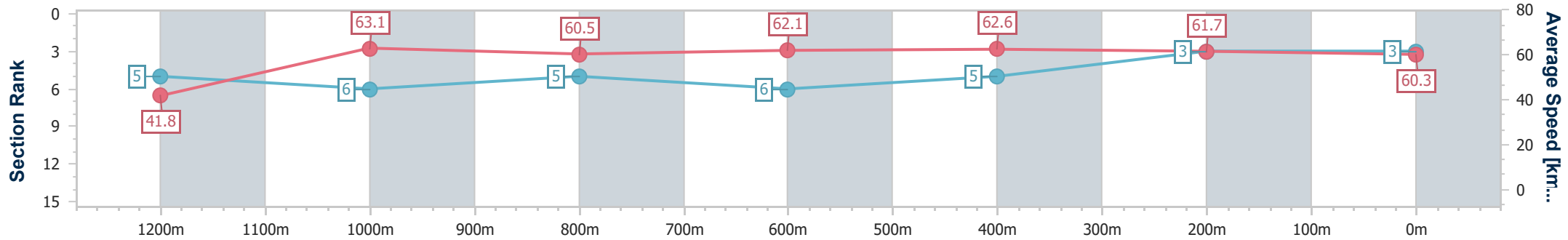
Toowoomba QLD Professional  
 Race 2: NORTHBUILD CONSTRUCTION BENCHMARK 58  
 Handicap - 1300m



17 December 2022 - 17:59

Track Rating: Good 3, Weather: Fine , Rail Position: +2m Entire Course

Section	Overall	1200m	1000m	800m	600m	400m	200m
Section Times	1:19.11 [3] (0:08.61)	1:10.50 [5] (0:11.44)	0:59.06 [6] (0:11.95)	0:47.11 [5] (0:11.68)	0:35.43 [6] (0:11.68)	0:23.75 [5] (0:11.84)	0:11.91 [3] (0:11.91)
Average Speed [km/h]	41.8	63.1	60.5	62.1	62.6	61.7	60.3
Top Speed [km/h]	58.9	66.1	62.1	64.8	64.7	63.1	61.5
Avg. Dist. to Rail [m]	7.1	2.7	1.2	2.3	3.2	4.4	4.4
Avg. Stride Freq. [Hz]	2.2	2.5	2.5	2.4	2.5	2.5	2.3
Avg. Stride Length [m]	5.2	7.0	6.9	7.1	7.0	6.9	7.3



- [ ] Ranking at each section and finish
- .-.- No data available at this section
- NA No data available



Horse/Jockey Name	Shouts Outback
Final Rank	4
Fastest Section Time (Section)	0:08.61 (Overall)
Top Speed [km/h] (Section)	65.2 (1200m)
Race State	Finished



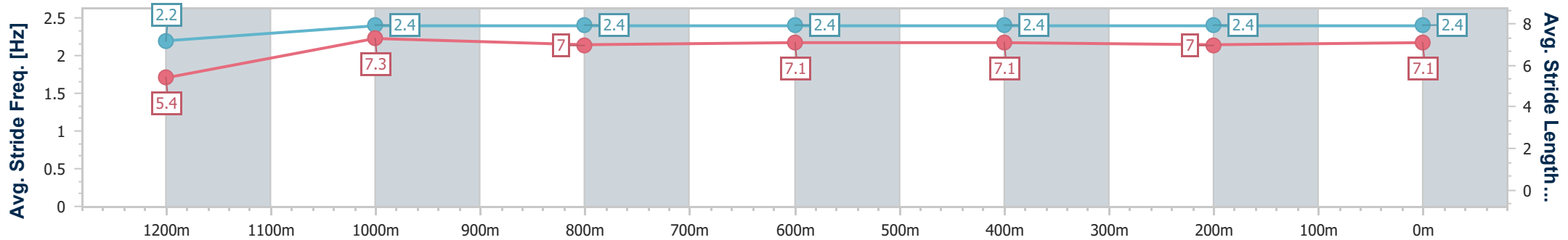
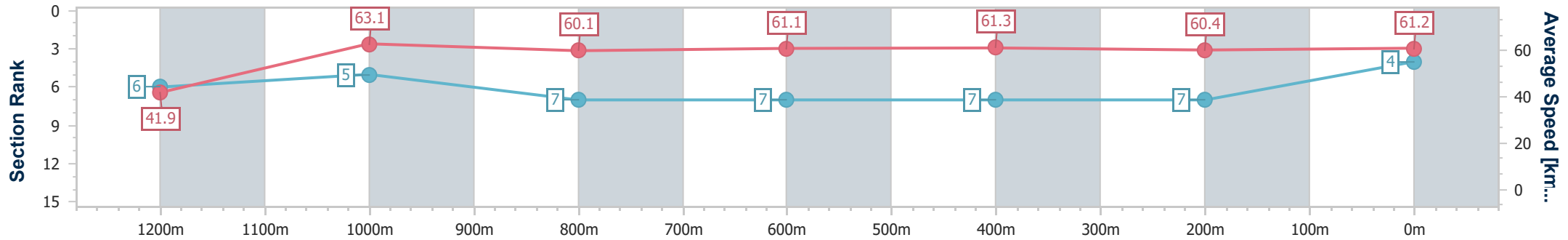
Toowoomba QLD Professional  
Race 2: NORTHBUILD CONSTRUCTION BENCHMARK 58  
Handicap - 1300m



17 December 2022 - 17:59

Track Rating: Good 3, Weather: Fine , Rail Position: +2m Entire Course

Section	Overall	1200m	1000m	800m	600m	400m	200m
Section Times	1:19.20 [4] (0:08.61)	1:10.59 [6] (0:11.41)	0:59.18 [5] (0:11.99)	0:47.19 [7] (0:11.81)	0:35.38 [7] (0:11.72)	0:23.66 [7] (0:11.91)	0:11.75 [7] (0:11.75)
Average Speed [km/h]	41.9	63.1	60.1	61.1	61.3	60.4	61.2
Top Speed [km/h]	61.6	65.2	62.4	62.6	63.2	61.6	61.4
Avg. Dist. to Rail [m]	4.6	1.0	0.8	0.7	0.3	0.2	0.2
Avg. Stride Freq. [Hz]	2.2	2.4	2.4	2.4	2.4	2.4	2.4
Avg. Stride Length [m]	5.4	7.3	7.0	7.1	7.1	7.0	7.1



- [ ] Ranking at each section and finish
- .-.- No data available at this section
- NA No data available



Horse/Jockey Name	Bull Dimple Rum
Final Rank	5
Fastest Section Time (Section)	0:08.65 (Overall)
Top Speed [km/h] (Section)	64.5 (1200m)
Race State	Finished



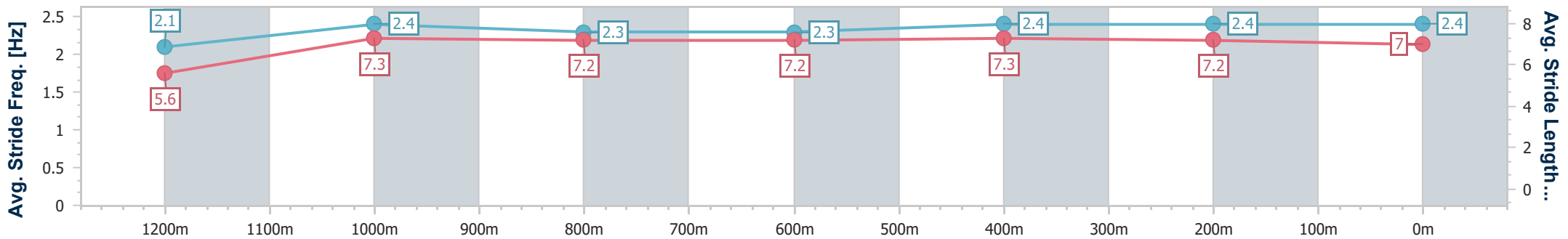
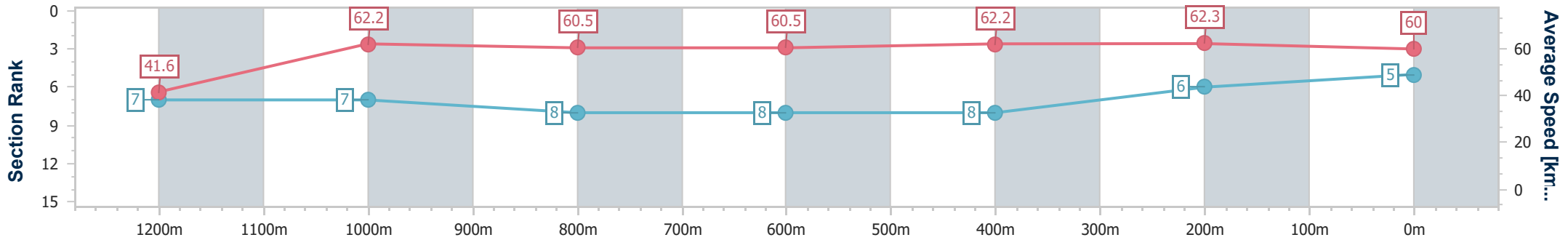
Toowoomba QLD Professional  
 Race 2: NORTHBUILD CONSTRUCTION BENCHMARK 58  
 Handicap - 1300m



17 December 2022 - 17:59

Track Rating: Good 3, Weather: Fine , Rail Position: +2m Entire Course

Section	Overall	1200m	1000m	800m	600m	400m	200m
Section Times	1:19.39 [5] (0:08.65)	1:10.74 [7] (0:11.58)	0:59.16 [7] (0:11.89)	0:47.27 [8] (0:11.86)	0:35.41 [8] (0:11.69)	0:23.72 [8] (0:11.75)	0:11.97 [6] (0:11.97)
Average Speed [km/h]	41.6	62.2	60.5	60.5	62.2	62.3	60.0
Top Speed [km/h]	58.8	64.5	62.1	62.4	63.6	63.1	62.4
Avg. Dist. to Rail [m]	0.5	0.8	0.8	0.4	1.7	4.7	5.1
Avg. Stride Freq. [Hz]	2.1	2.4	2.3	2.3	2.4	2.4	2.4
Avg. Stride Length [m]	5.6	7.3	7.2	7.2	7.3	7.2	7.0



- [ ] Ranking at each section and finish
- .-.- No data available at this section
- NA No data available



Horse/Jockey Name	Stars 'N' Riches
Final Rank	6
Fastest Section Time (Section)	0:08.68 (Overall)
Top Speed [km/h] (Section)	64.3 (1200m)
Race State	Finished



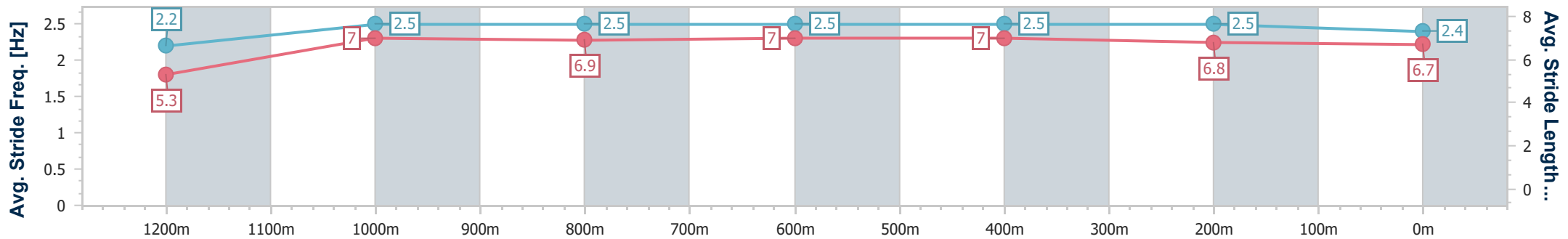
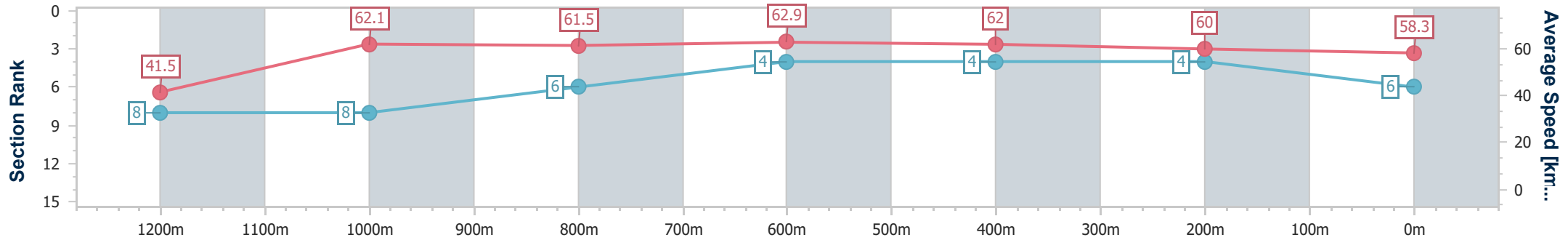
Toowoomba QLD Professional  
 Race 2: NORTHBUILD CONSTRUCTION BENCHMARK 58  
 Handicap - 1300m



17 December 2022 - 17:59

Track Rating: Good 3, Weather: Fine , Rail Position: +2m Entire Course

Section	Overall	1200m	1000m	800m	600m	400m	200m
Section Times	1:19.67 [6] (0:08.68)	1:10.99 [8] (0:11.60)	0:59.39 [8] (0:11.73)	0:47.66 [6] (0:11.50)	0:36.16 [4] (0:11.73)	0:24.43 [4] (0:12.11)	0:12.32 [4] (0:12.32)
Average Speed [km/h]	41.5	62.1	61.5	62.9	62.0	60.0	58.3
Top Speed [km/h]	57.3	64.3	62.9	64.0	63.9	61.3	59.9
Avg. Dist. to Rail [m]	2.4	1.4	0.5	1.4	1.8	3.2	3.3
Avg. Stride Freq. [Hz]	2.2	2.5	2.5	2.5	2.5	2.5	2.4
Avg. Stride Length [m]	5.3	7.0	6.9	7.0	7.0	6.8	6.7



- [ ] Ranking at each section and finish
- .-.- No data available at this section
- NA No data available





Horse/Jockey Name	Drop The Pilot
Final Rank	7
Fastest Section Time (Section)	0:08.90 (Overall)
Top Speed [km/h] (Section)	64.0 (600m)
Race State	Finished



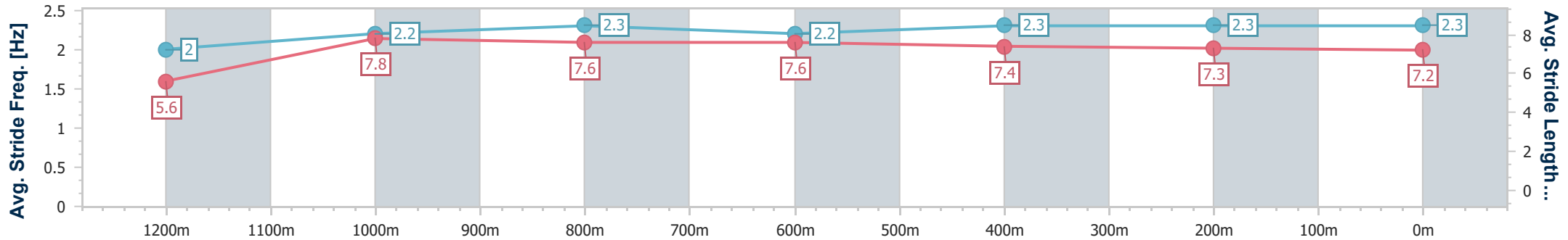
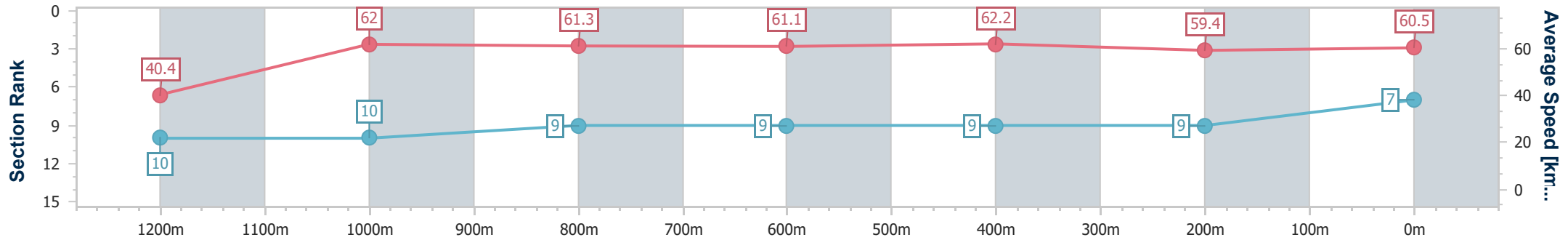
Toowoomba QLD Professional  
 Race 2: NORTHBUILD CONSTRUCTION BENCHMARK 58  
 Handicap - 1300m



17 December 2022 - 17:59

Track Rating: Good 3, Weather: Fine , Rail Position: +2m Entire Course

Section	Overall	1200m	1000m	800m	600m	400m	200m
Section Times	1:19.93 [7] (0:08.90)	1:11.03 [10] (0:11.64)	0:59.39 [10] (0:11.75)	0:47.64 [9] (0:11.81)	0:35.83 [9] (0:11.68)	0:24.15 [9] (0:12.27)	0:11.88 [9] (0:11.88)
Average Speed [km/h]	40.4	62.0	61.3	61.1	62.2	59.4	60.5
Top Speed [km/h]	59.1	63.4	62.4	63.6	64.0	60.6	61.7
Avg. Dist. to Rail [m]	3.8	1.3	0.2	0.7	1.5	4.3	7.1
Avg. Stride Freq. [Hz]	2.0	2.2	2.3	2.2	2.3	2.3	2.3
Avg. Stride Length [m]	5.6	7.8	7.6	7.6	7.4	7.3	7.2



- [ ] Ranking at each section and finish
- .-.- No data available at this section
- NA No data available



Horse/Jockey Name	Zou Zou Kacanarkis
Final Rank	8
Fastest Section Time (Section)	0:08.44 (Overall)
Top Speed [km/h] (Section)	65.0 (1200m)
Race State	Finished



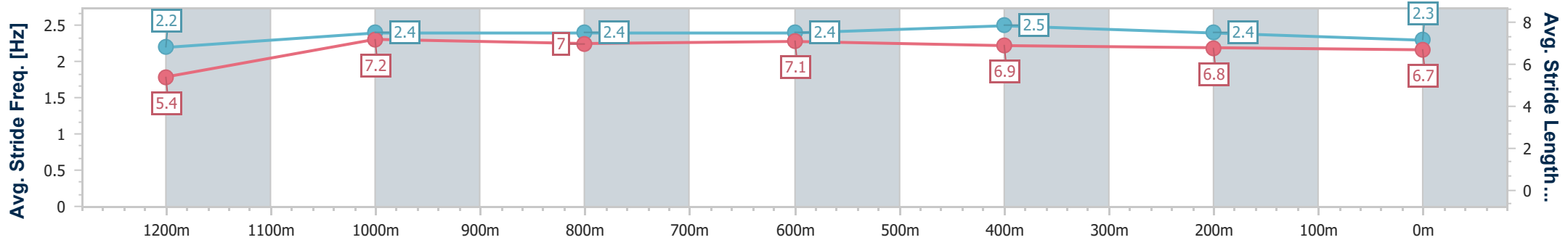
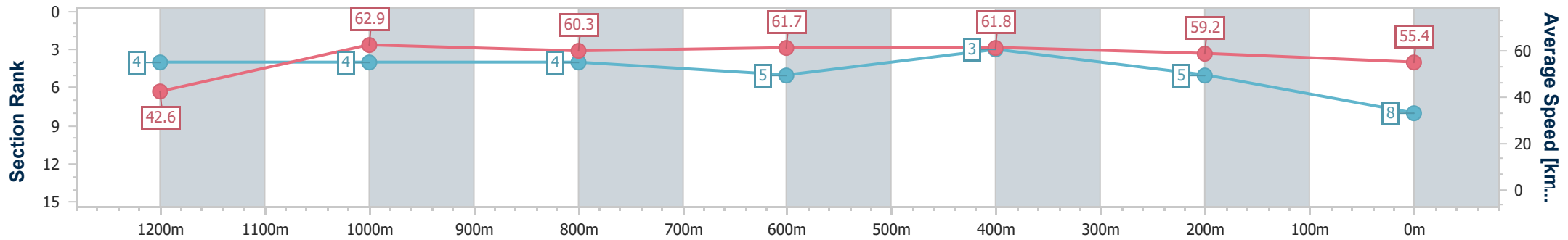
Toowoomba QLD Professional  
 Race 2: NORTHBUILD CONSTRUCTION BENCHMARK 58  
 Handicap - 1300m



17 December 2022 - 17:59

Track Rating: Good 3, Weather: Fine , Rail Position: +2m Entire Course

Section	Overall	1200m	1000m	800m	600m	400m	200m
Section Times	1:20.34 [8] (0:08.44)	1:11.90 [4] (0:11.48)	1:00.42 [4] (0:11.93)	0:48.49 [4] (0:11.66)	0:36.83 [5] (0:11.65)	0:25.18 [3] (0:12.21)	0:12.97 [5] (0:12.97)
Average Speed [km/h]	42.6	62.9	60.3	61.7	61.8	59.2	55.4
Top Speed [km/h]	60.1	65.0	61.1	62.3	62.5	61.5	58.2
Avg. Dist. to Rail [m]	2.2	0.8	0.2	0.3	0.2	1.9	2.1
Avg. Stride Freq. [Hz]	2.2	2.4	2.4	2.4	2.5	2.4	2.3
Avg. Stride Length [m]	5.4	7.2	7.0	7.1	6.9	6.8	6.7



- [ ] Ranking at each section and finish
- .-.- No data available at this section
- NA No data available



Horse/Jockey Name	Harmony Nation
Final Rank	9
Fastest Section Time (Section)	0:08.80 (Overall)
Top Speed [km/h] (Section)	64.0 (1200m)
Race State	Finished



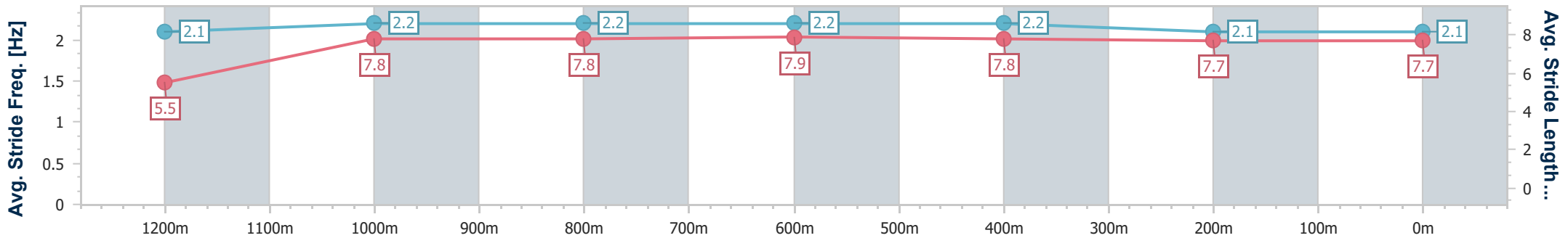
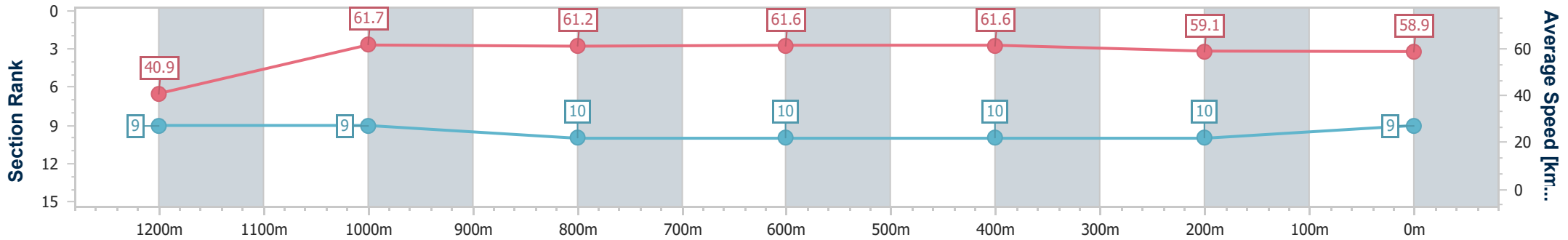
Toowoomba QLD Professional  
 Race 2: NORTHBUILD CONSTRUCTION BENCHMARK 58  
 Handicap - 1300m



17 December 2022 - 17:59

Track Rating: Good 3, Weather: Fine , Rail Position: +2m Entire Course

Section	Overall	1200m	1000m	800m	600m	400m	200m
Section Times	1:20.51 [9] (0:08.80)	1:11.71 [9] (0:11.68)	1:00.03 [9] (0:11.84)	0:48.19 [10] (0:11.80)	0:36.39 [10] (0:11.94)	0:24.45 [10] (0:12.25)	0:12.20 [10] (0:12.20)
Average Speed [km/h]	40.9	61.7	61.2	61.6	61.6	59.1	58.9
Top Speed [km/h]	57.4	64.0	61.6	63.3	63.9	59.8	59.3
Avg. Dist. to Rail [m]	4.9	1.5	1.4	3.2	3.9	1.9	0.6
Avg. Stride Freq. [Hz]	2.1	2.2	2.2	2.2	2.2	2.1	2.1
Avg. Stride Length [m]	5.5	7.8	7.8	7.9	7.8	7.7	7.7



- [ ] Ranking at each section and finish
- .-.- No data available at this section
- NA No data available



Horse/Jockey Name	Young Cliffy
Final Rank	10
Fastest Section Time (Section)	0:08.42 (Overall)
Top Speed [km/h] (Section)	65.5 (1200m)
Race State	Finished



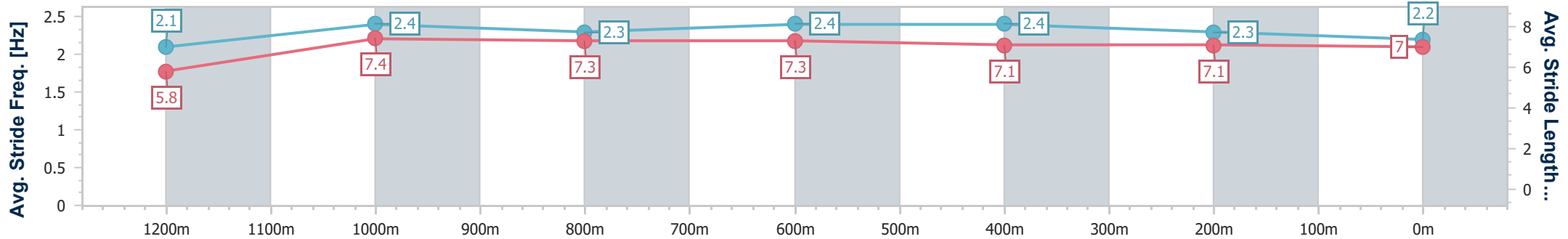
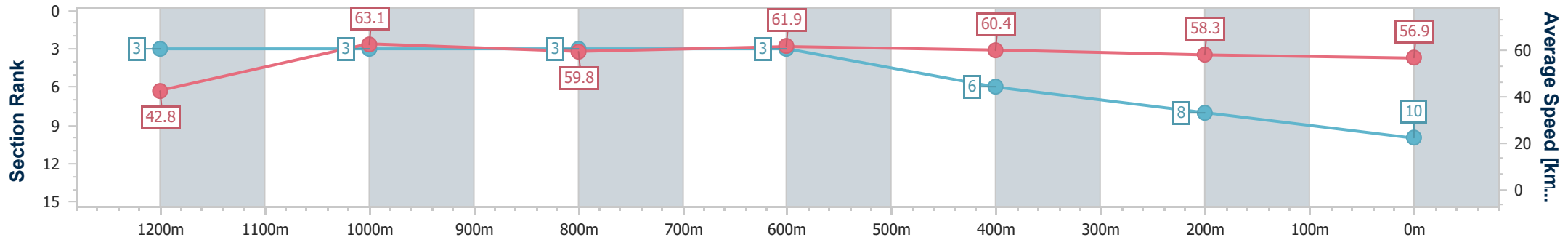
Toowoomba QLD Professional  
 Race 2: NORTHBUILD CONSTRUCTION BENCHMARK 58  
 Handicap - 1300m



17 December 2022 - 17:59

Track Rating: Good 3, Weather: Fine , Rail Position: +2m Entire Course

Section	Overall	1200m	1000m	800m	600m	400m	200m
Section Times	1:20.64 [10] (0:08.42)	1:12.22 [3] (0:11.40)	1:00.82 [3] (0:11.97)	0:48.85 [3] (0:11.64)	0:37.21 [3] (0:12.08)	0:25.13 [6] (0:12.51)	0:12.62 [8] (0:12.62)
Average Speed [km/h]	42.8	63.1	59.8	61.9	60.4	58.3	56.9
Top Speed [km/h]	59.0	65.5	62.1	63.4	62.8	59.2	59.5
Avg. Dist. to Rail [m]	2.7	1.5	2.0	1.1	2.6	4.0	5.4
Avg. Stride Freq. [Hz]	2.1	2.4	2.3	2.4	2.4	2.3	2.2
Avg. Stride Length [m]	5.8	7.4	7.3	7.3	7.1	7.1	7.0



- [ ] Ranking at each section and finish
- .-.- No data available at this section
- NA No data available