



Toowoomba QLD Professional

Race 4: CARPET ONE TOWOOMBA LAYERS CUP Maiden Handicap - 1625m

17 December 2022 - 19:15



Track Rating: Good 3 , Weather: Fine , Rail Position: +2m Entire Course

Section	Field Times	Overall	1400m	1200m	1000m	800m	600m	400m	Last 600m				
		1:40.99 (0:15.00)	1:25.99 (0:11.23)	1:14.76 (0:12.35)	1:02.41 (0:13.41)	0:49.00 (0:12.77)	0:36.23 (0:12.57)	0:23.66 (0:11.89)	0:36.23				
Rank	TAB	Horse/Jockey	Barrier	Top Speed [km/h]	Fastest Section	Distance Travelled [m]							
1	1	METAVERSE Georgina Cartwright	5	68.0	0:11.42	1:40.99 [1] (0:15.42)	1:25.57 [7] (0:11.42)	1:14.15 [6] (0:12.32)	1:01.83 [6] (0:13.58)	0:48.25 [6] (0:12.55)	0:35.70 [5] (0:12.11)	0:23.59 [2] (0:11.82)	0:35.70
2	4	DESHORENTE Nozi Tomizawa	1	66.5	0:11.65	1:41.59 [2] (0:15.09)	1:26.50 [3] (0:11.65)	1:14.85 [5] (0:12.31)	1:02.54 [4] (0:13.52)	0:49.02 [4] (0:12.65)	0:36.37 [4] (0:12.40)	0:23.97 [5] (0:11.92)	0:36.37 -2
3	8	DUCHESS BREE Corey Bayliss	8	65.4	0:11.68	1:41.91 [3] (0:15.71)	1:26.20 [8] (0:11.68)	1:14.52 [8] (0:12.14)	1:02.38 [9] (0:13.75)	0:48.63 [8] (0:12.70)	0:35.93 [8] (0:12.02)	0:23.91 [7] (0:11.87)	0:35.93 -1
4	5	BABY RUN Gary Geran	9	68.2	0:11.12	1:42.13 [4] (0:15.11)	1:27.02 [2] (0:11.12)	1:15.90 [1] (0:12.35)	1:03.55 [1] (0:13.41)	0:50.14 [1] (0:12.77)	0:37.37 [1] (0:12.57)	0:24.80 [1] (0:12.32)	0:37.37 -1
5	2	BAGUIO Nathan Fazackerley	7	66.1	0:11.09	1:42.46 [5] (0:16.32)	1:26.14 [10] (0:11.09)	1:15.05 [9] (0:12.04)	1:03.01 [8] (0:13.88)	0:49.13 [9] (0:12.67)	0:36.46 [9] (0:12.24)	0:24.22 [9] (0:12.13)	0:36.46 +7
6	6	LA VITTORIA Stephanie Lacy	10	66.8	0:11.75	1:42.59 [6] (0:15.33)	1:27.26 [6] (0:11.75)	1:15.51 [7] (0:12.34)	1:03.17 [7] (0:13.59)	0:49.58 [7] (0:12.81)	0:36.77 [7] (0:12.23)	0:24.54 [8] (0:12.24)	0:36.77 +7
7	7	PERSONAL FIRE Montanna Savva	4	69.1	0:11.11	1:42.73 [7] (0:15.29)	1:27.44 [4] (0:11.11)	1:16.33 [3] (0:12.36)	1:03.97 [3] (0:13.55)	0:50.42 [3] (0:12.79)	0:37.63 [3] (0:12.40)	0:25.23 [3] (0:12.52)	0:37.63 -5
8	3	DEDICATED FEW Wanderson D'Avila	2	67.7	0:11.30	1:43.60 [8] (0:15.00)	1:28.60 [1] (0:11.30)	1:17.30 [2] (0:12.41)	1:04.89 [2] (0:13.39)	0:51.50 [2] (0:12.87)	0:38.63 [2] (0:12.72)	0:25.91 [4] (0:12.67)	0:38.63 -9
9	10	SUGARPUSH Brendon Newport	3	66.7	0:11.41	1:43.67 [9] (0:15.32)	1:28.35 [5] (0:11.41)	1:16.94 [4] (0:12.38)	1:04.56 [5] (0:13.50)	0:51.06 [5] (0:12.68)	0:38.38 [6] (0:12.49)	0:25.89 [6] (0:12.66)	0:38.38 +3
10	9	SHE WIZZ Cecily Eaton	6	65.4	0:11.41	1:44.28 [10] (0:16.25)	1:28.03 [9] (0:11.41)	1:16.62 [10] (0:12.20)	1:04.42 [10] (0:13.73)	0:50.69 [10] (0:12.91)	0:37.78 [10] (0:12.35)	0:25.43 [10] (0:12.38)	0:37.78 -3

[] Ranking at each section and finish
 -:-:- No data available at this section
 NA No data available

SCN Saddle cloth number
 DNF Did not finish
 DNT Did not track



Toowoomba QLD Professional

Race 4: CARPET ONE TOWOOMBA LAYERS CUP Maiden Handicap - 1625m

17 December 2022 - 19:15



Track Rating: Good 3 , Weather: Fine , Rail Position: +2m Entire Course

Section						200m			Last 600m
Field Times						0:11.77			0:36.23
						(0:11.77)			
Rank	TAB	Horse/Jockey	Barrier	Top Speed [km/h]	Fastest Section				Distance Travelled [m]
1	1	METVERSE	5	68.0	0:11.42	0:11.77 [1]		0:35.70	
		Georgina Cartwright		Overall	1400m	(0:11.77)			
2	4	DESHORENTE	1	66.5	0:11.65	0:12.05 [2]		0:36.37	-2
		Nozi Tomizawa		Overall	1400m	(0:12.05)			
3	8	DUCHESS BREE	8	65.4	0:11.68	0:12.04 [4]		0:35.93	-1
		Corey Bayliss		Overall	1400m	(0:12.04)			
4	5	BABY RUN	9	68.2	0:11.12	0:12.48 [3]		0:37.37	-1
		Gary Geran		Overall	1400m	(0:12.48)			
5	2	BAGUIO	7	66.1	0:11.09	0:12.09 [8]		0:36.46	+7
		Nathan Fazackerley		1400m	1400m	(0:12.09)			
6	6	LA VITTORIA	10	66.8	0:11.75	0:12.30 [6]		0:36.77	+7
		Stephanie Lacy		Overall	1400m	(0:12.30)			
7	7	PERSONAL FIRE	4	69.1	0:11.11	0:12.71 [5]		0:37.63	-5
		Montanna Savva		Overall	1400m	(0:12.71)			
8	3	DEDICATED FEW	2	67.7	0:11.30	0:13.24 [7]		0:38.63	-9
		Wanderson D'Avila		Overall	1400m	(0:13.24)			
9	10	SUGARPUSH	3	66.7	0:11.41	0:13.23 [9]		0:38.38	+3
		Brendon Newport		Overall	1400m	(0:13.23)			
10	9	SHE WIZZ	6	65.4	0:11.41	0:13.05 [10]		0:37.78	-3
		Cecily Eaton		1400m	1400m	(0:13.05)			



Horse/Jockey Name	Metaverse
Final Rank	1
Fastest Section Time (Section)	0:11.42 (1400m)
Top Speed [km/h] (Section)	68.0 (Overall)
Race State	Finished



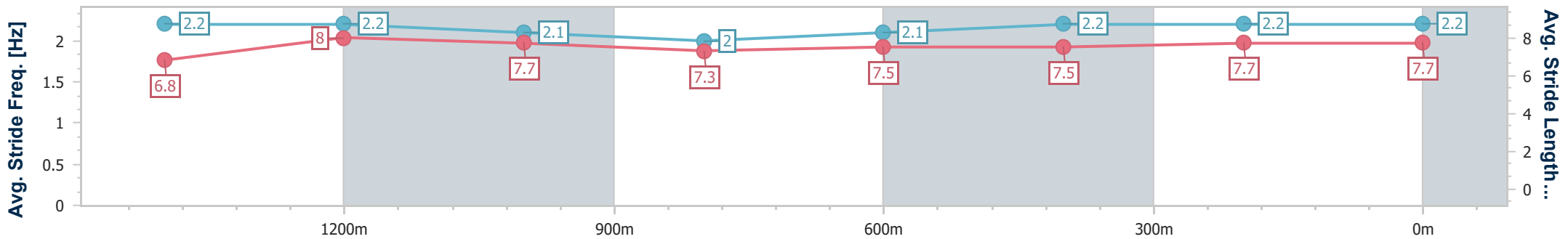
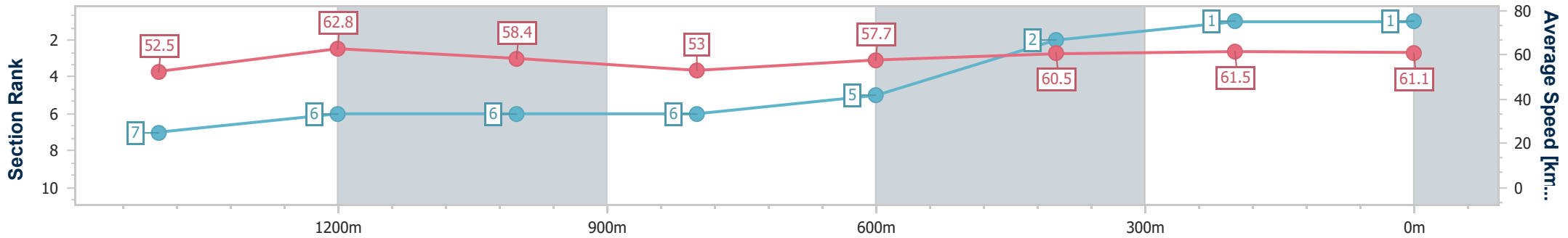
Toowoomba QLD Professional
 Race 4: CARPET ONE TOOWOOMBA LAYERS CUP Maiden Handicap - 1625m



17 December 2022 - 19:15

Track Rating: Good 3 , Weather: Fine , Rail Position: +2m Entire Course

Section	Overall	1400m	1200m	1000m	800m	600m	400m	200m						
Section Times	1:40.99 [1] (0:15.42)	1:25.57 [7] (0:11.42)	1:14.15 [6] (0:12.32)	1:01.83 [6] (0:13.58)	0:48.25 [6] (0:12.55)	0:35.70 [5] (0:12.11)	0:23.59 [2] (0:11.82)	0:11.77 [1] (0:11.77)						
Average Speed [km/h]	52.5	62.8	58.4	53.0	57.7	60.5	61.5	61.1						
Top Speed [km/h]	68.0	67.2	61.6	55.4	61.0	61.8	62.2	62.1						
Avg. Dist. to Rail [m]	3.5	1.0	1.6	0.8	2.5	3.5	2.6	2.3						
Avg. Stride Freq. [Hz]	2.2	2.2	2.1	2.0	2.1	2.2	2.2	2.2						
Avg. Stride Length [m]	6.8	8.0	7.7	7.3	7.5	7.5	7.7	7.7						



- [] Ranking at each section and finish
- .-.- No data available at this section
- NA No data available



Horse/Jockey Name	Deshorente
Final Rank	2
Fastest Section Time (Section)	0:11.65 (1400m)
Top Speed [km/h] (Section)	66.5 (Overall)
Race State	Finished



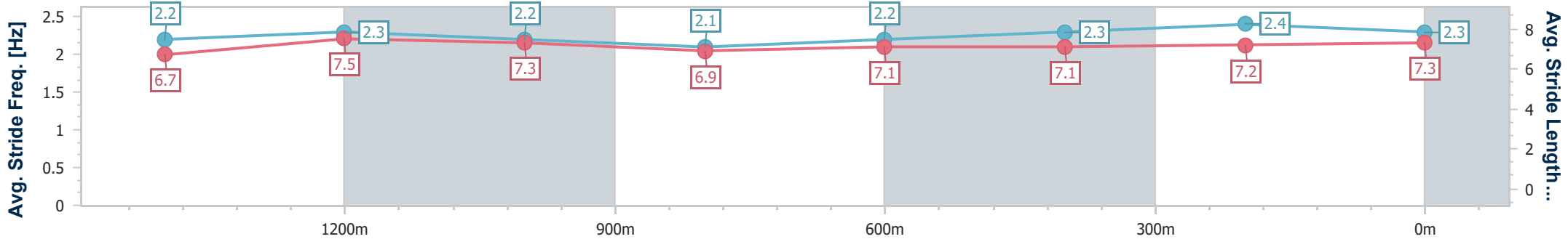
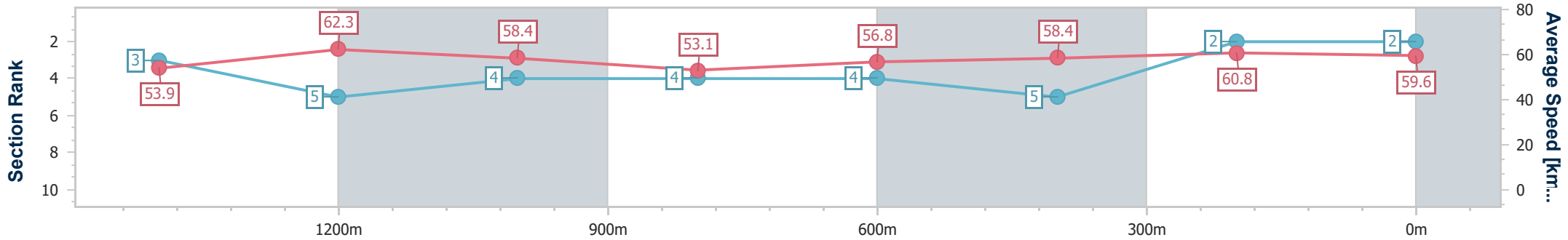
Toowoomba QLD Professional
 Race 4: CARPET ONE TOOWOOMBA LAYERS CUP Maiden Handicap - 1625m



17 December 2022 - 19:15

Track Rating: Good 3 , Weather: Fine , Rail Position: +2m Entire Course

Section	Overall	1400m	1200m	1000m	800m	600m	400m	200m					
Section Times	1:41.59 [2] (0:15.09)	1:26.50 [3] (0:11.65)	1:14.85 [5] (0:12.31)	1:02.54 [4] (0:13.52)	0:49.02 [4] (0:12.65)	0:36.37 [4] (0:12.40)	0:23.97 [5] (0:11.92)	0:12.05 [2] (0:12.05)					
Average Speed [km/h]	53.9	62.3	58.4	53.1	56.8	58.4	60.8	59.6					
Top Speed [km/h]	66.5	64.7	62.0	55.0	58.9	60.2	61.6	60.6					
Avg. Dist. to Rail [m]	4.0	1.2	0.6	1.1	0.3	0.9	2.1	2.4					
Avg. Stride Freq. [Hz]	2.2	2.3	2.2	2.1	2.2	2.3	2.4	2.3					
Avg. Stride Length [m]	6.7	7.5	7.3	6.9	7.1	7.1	7.2	7.3					



- [] Ranking at each section and finish
- .-.- No data available at this section
- NA No data available



Horse/Jockey Name	Duchess Bree
Final Rank	3
Fastest Section Time (Section)	0:11.68 (1400m)
Top Speed [km/h] (Section)	65.4 (Overall)
Race State	Finished



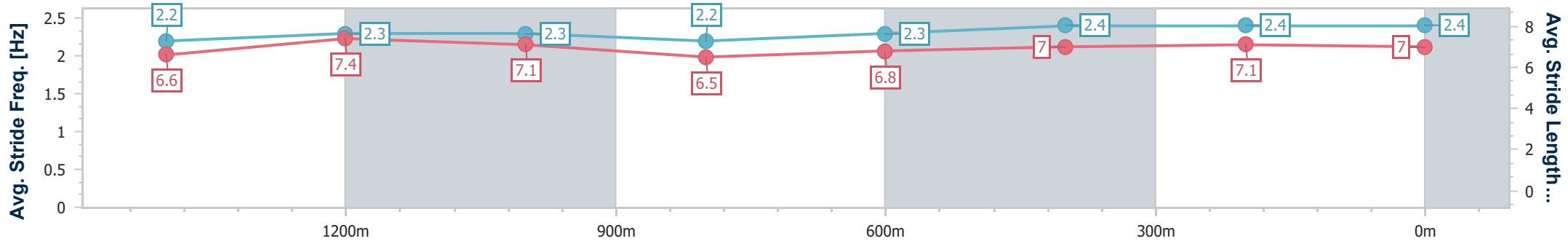
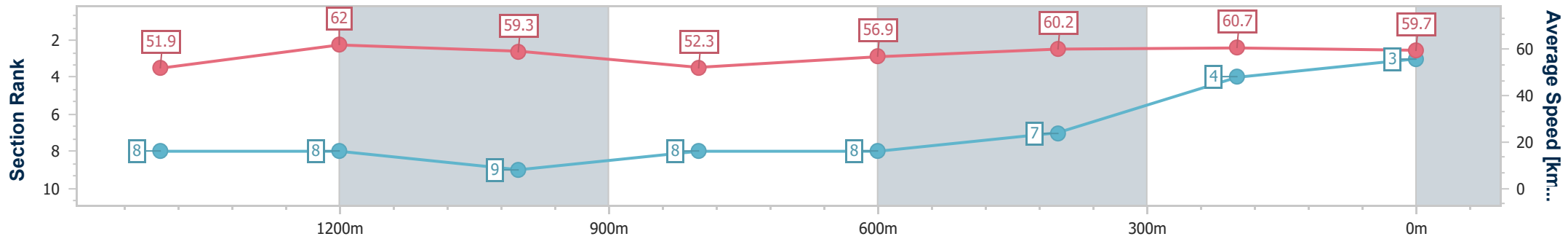
Toowoomba QLD Professional
 Race 4: CARPET ONE TOWOOMBA LAYERS CUP Maiden Handicap - 1625m



17 December 2022 - 19:15

Track Rating: Good 3 , Weather: Fine , Rail Position: +2m Entire Course

Section	Overall	1400m	1200m	1000m	800m	600m	400m	200m
Section Times	1:41.91 [3] (0:15.71)	1:26.20 [8] (0:11.68)	1:14.52 [8] (0:12.14)	1:02.38 [9] (0:13.75)	0:48.63 [8] (0:12.70)	0:35.93 [8] (0:12.02)	0:23.91 [7] (0:11.87)	0:12.04 [4] (0:12.04)
Average Speed [km/h]	51.9	62.0	59.3	52.3	56.9	60.2	60.7	59.7
Top Speed [km/h]	65.4	64.2	61.8	54.4	59.8	61.1	62.2	61.6
Avg. Dist. to Rail [m]	4.6	1.2	0.3	0.4	1.1	0.7	1.5	4.1
Avg. Stride Freq. [Hz]	2.2	2.3	2.3	2.2	2.3	2.4	2.4	2.4
Avg. Stride Length [m]	6.6	7.4	7.1	6.5	6.8	7.0	7.1	7.0



- [] Ranking at each section and finish
- .-.- No data available at this section
- NA No data available



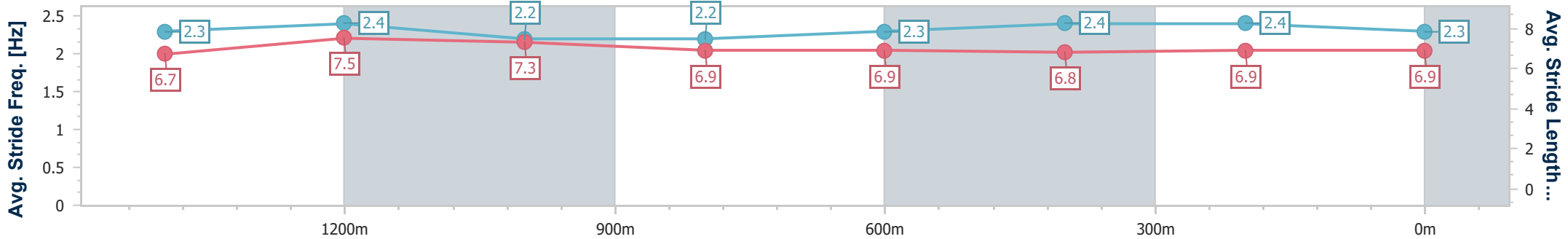
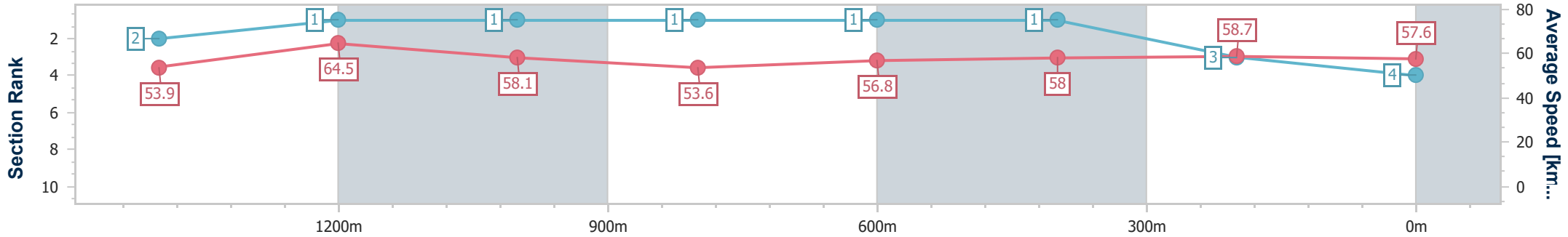
Horse/Jockey Name	Baby Run
Final Rank	4
Fastest Section Time (Section)	0:11.12 (1400m)
Top Speed [km/h] (Section)	68.2 (Overall)
Race State	Finished



Toowoomba QLD Professional
 Race 4: CARPET ONE TOOWOOMBA LAYERS CUP Maiden Handicap - 1625m
 17 December 2022 - 19:15
 Track Rating: Good 3 , Weather: Fine , Rail Position: +2m Entire Course



Section	Overall	1400m	1200m	1000m	800m	600m	400m	200m
Section Times	1:42.13 [4] (0:15.11)	1:27.02 [2] (0:11.12)	1:15.90 [1] (0:12.35)	1:03.55 [1] (0:13.41)	0:50.14 [1] (0:12.77)	0:37.37 [1] (0:12.57)	0:24.80 [1] (0:12.32)	0:12.48 [3] (0:12.48)
Average Speed [km/h]	53.9	64.5	58.1	53.6	56.8	58.0	58.7	57.6
Top Speed [km/h]	68.2	66.9	61.9	54.9	59.5	59.7	59.3	58.1
Avg. Dist. to Rail [m]	4.9	1.0	1.3	0.9	2.2	2.6	0.8	0.2
Avg. Stride Freq. [Hz]	2.3	2.4	2.2	2.2	2.3	2.4	2.4	2.3
Avg. Stride Length [m]	6.7	7.5	7.3	6.9	6.9	6.8	6.9	6.9



- [] Ranking at each section and finish
- .-.- No data available at this section
- NA No data available



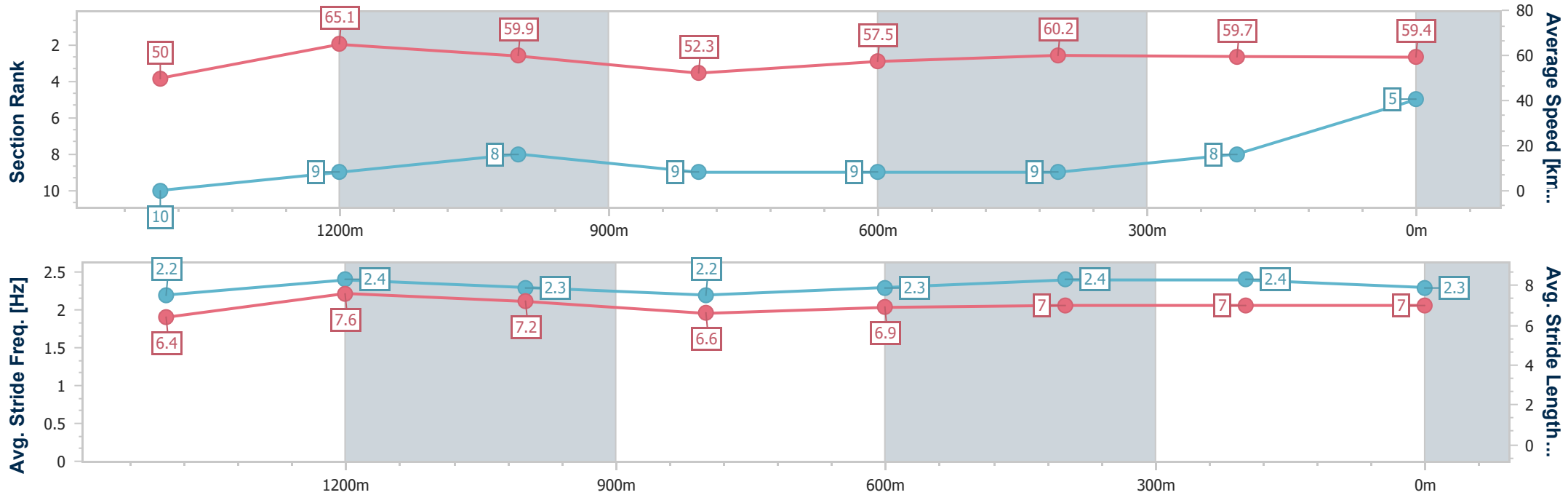
Horse/Jockey Name	Baguio
Final Rank	5
Fastest Section Time (Section)	0:11.09 (1400m)
Top Speed [km/h] (Section)	66.1 (1400m)
Race State	Finished



Toowoomba QLD Professional
 Race 4: CARPET ONE TOOWOOMBA LAYERS CUP Maiden Handicap - 1625m
 17 December 2022 - 19:15
 Track Rating: Good 3 , Weather: Fine , Rail Position: +2m Entire Course



Section	Overall	1400m	1200m	1000m	800m	600m	400m	200m						
Section Times	1:42.46 [5] (0:16.32)	1:26.14 [10] (0:11.09)	1:15.05 [9] (0:12.04)	1:03.01 [8] (0:13.88)	0:49.13 [9] (0:12.67)	0:36.46 [9] (0:12.24)	0:24.22 [9] (0:12.13)	0:12.09 [8] (0:12.09)						
Average Speed [km/h]	50.0	65.1	59.9	52.3	57.5	60.2	59.7	59.4						
Top Speed [km/h]	65.7	66.1	63.4	54.0	60.6	61.5	61.1	60.4						
Avg. Dist. to Rail [m]	4.8	0.6	1.9	2.0	3.6	4.3	2.1	2.1						
Avg. Stride Freq. [Hz]	2.2	2.4	2.3	2.2	2.3	2.4	2.4	2.3						
Avg. Stride Length [m]	6.4	7.6	7.2	6.6	6.9	7.0	7.0	7.0						



- [] Ranking at each section and finish
- .-.- No data available at this section
- NA No data available



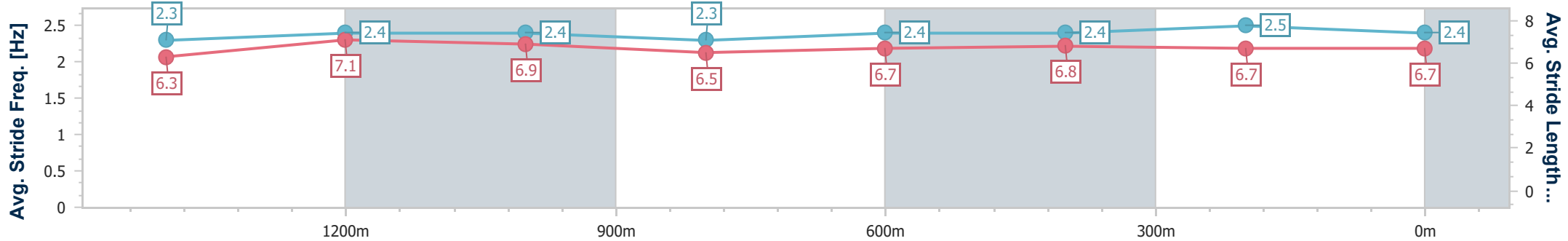
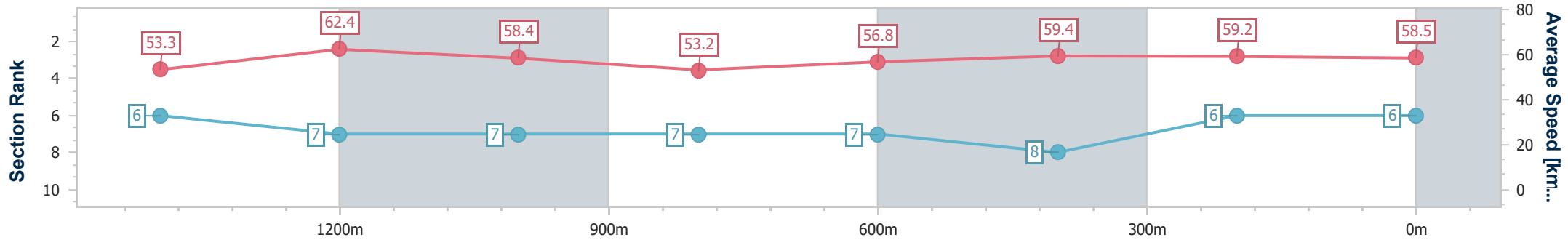
Horse/Jockey Name	La Vittoria
Final Rank	6
Fastest Section Time (Section)	0:11.75 (1400m)
Top Speed [km/h] (Section)	66.8 (Overall)
Race State	Finished



Toowoomba QLD Professional
 Race 4: CARPET ONE TOOWOOMBA LAYERS CUP Maiden Handicap - 1625m
 17 December 2022 - 19:15
 Track Rating: Good 3 , Weather: Fine , Rail Position: +2m Entire Course



Section	Overall	1400m	1200m	1000m	800m	600m	400m	200m
Section Times	1:42.59 [6] (0:15.33)	1:27.26 [6] (0:11.75)	1:15.51 [7] (0:12.34)	1:03.17 [7] (0:13.59)	0:49.58 [7] (0:12.81)	0:36.77 [7] (0:12.23)	0:24.54 [8] (0:12.24)	0:12.30 [6] (0:12.30)
Average Speed [km/h]	53.3	62.4	58.4	53.2	56.8	59.4	59.2	58.5
Top Speed [km/h]	66.8	66.4	61.4	55.3	59.8	61.1	61.1	59.1
Avg. Dist. to Rail [m]	7.3	3.0	0.8	1.1	2.4	2.0	2.0	3.7
Avg. Stride Freq. [Hz]	2.3	2.4	2.4	2.3	2.4	2.4	2.5	2.4
Avg. Stride Length [m]	6.3	7.1	6.9	6.5	6.7	6.8	6.7	6.7



- [] Ranking at each section and finish
- .-.- No data available at this section
- NA No data available



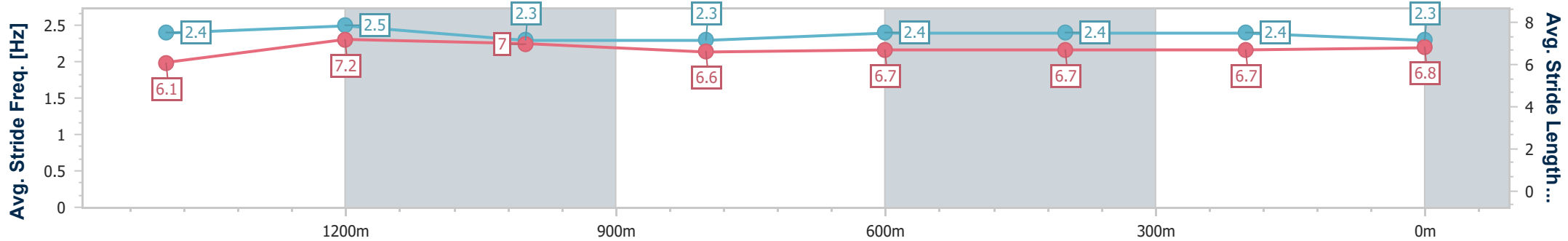
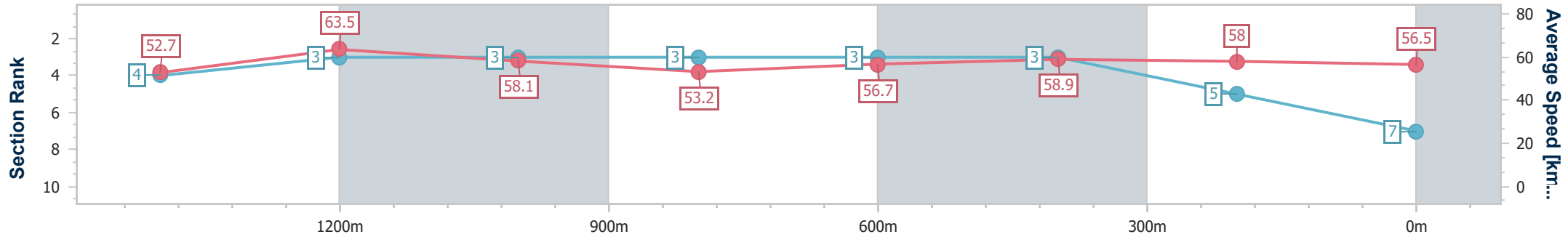
Horse/Jockey Name	Personal Fire
Final Rank	7
Fastest Section Time (Section)	0:11.11 (1400m)
Top Speed [km/h] (Section)	69.1 (Overall)
Race State	Finished



Toowoomba QLD Professional
 Race 4: CARPET ONE TOOWOOMBA LAYERS CUP Maiden Handicap - 1625m
 17 December 2022 - 19:15
 Track Rating: Good 3 , Weather: Fine , Rail Position: +2m Entire Course



Section	Overall	1400m	1200m	1000m	800m	600m	400m	200m						
Section Times	1:42.73 [7] (0:15.29)	1:27.44 [4] (0:11.11)	1:16.33 [3] (0:12.36)	1:03.97 [3] (0:13.55)	0:50.42 [3] (0:12.79)	0:37.63 [3] (0:12.40)	0:25.23 [3] (0:12.52)	0:12.71 [5] (0:12.71)						
Average Speed [km/h]	52.7	63.5	58.1	53.2	56.7	58.9	58.0	56.5						
Top Speed [km/h]	69.1	69.1	61.8	55.6	59.0	59.6	59.2	57.0						
Avg. Dist. to Rail [m]	2.8	3.7	1.5	1.2	2.8	2.9	2.2	3.0						
Avg. Stride Freq. [Hz]	2.4	2.5	2.3	2.3	2.4	2.4	2.4	2.3						
Avg. Stride Length [m]	6.1	7.2	7.0	6.6	6.7	6.7	6.7	6.8						



- [] Ranking at each section and finish
- .-.- No data available at this section
- NA No data available



Horse/Jockey Name	Dedicated Few
Final Rank	8
Fastest Section Time (Section)	0:11.30 (1400m)
Top Speed [km/h] (Section)	67.7 (Overall)
Race State	Finished



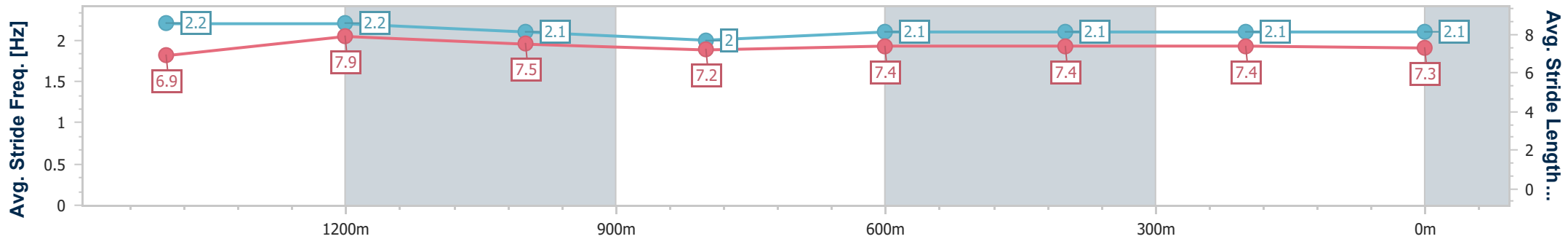
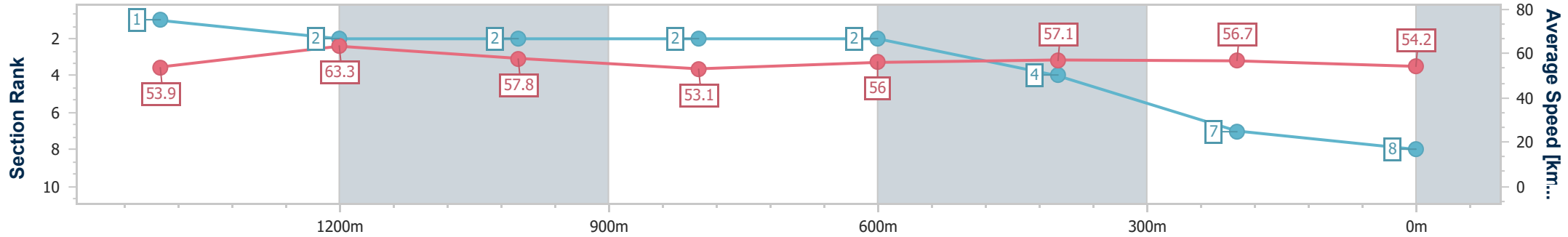
Toowoomba QLD Professional
 Race 4: CARPET ONE TOWOOMBA LAYERS CUP Maiden Handicap - 1625m



17 December 2022 - 19:15

Track Rating: Good 3 , Weather: Fine , Rail Position: +2m Entire Course

Section	Overall	1400m	1200m	1000m	800m	600m	400m	200m
Section Times	1:43.60 [8] (0:15.00)	1:28.60 [1] (0:11.30)	1:17.30 [2] (0:12.41)	1:04.89 [2] (0:13.39)	0:51.50 [2] (0:12.87)	0:38.63 [2] (0:12.72)	0:25.91 [4] (0:12.67)	0:13.24 [7] (0:13.24)
Average Speed [km/h]	53.9	63.3	57.8	53.1	56.0	57.1	56.7	54.2
Top Speed [km/h]	67.7	67.5	61.8	55.6	57.5	58.0	57.4	56.7
Avg. Dist. to Rail [m]	2.2	1.7	2.9	3.3	1.2	1.6	1.0	1.6
Avg. Stride Freq. [Hz]	2.2	2.2	2.1	2.0	2.1	2.1	2.1	2.1
Avg. Stride Length [m]	6.9	7.9	7.5	7.2	7.4	7.4	7.4	7.3



- [] Ranking at each section and finish
- .-.- No data available at this section
- NA No data available



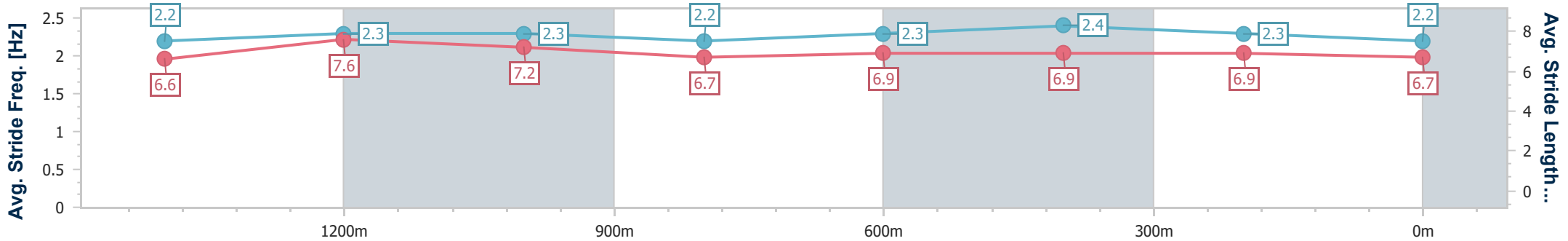
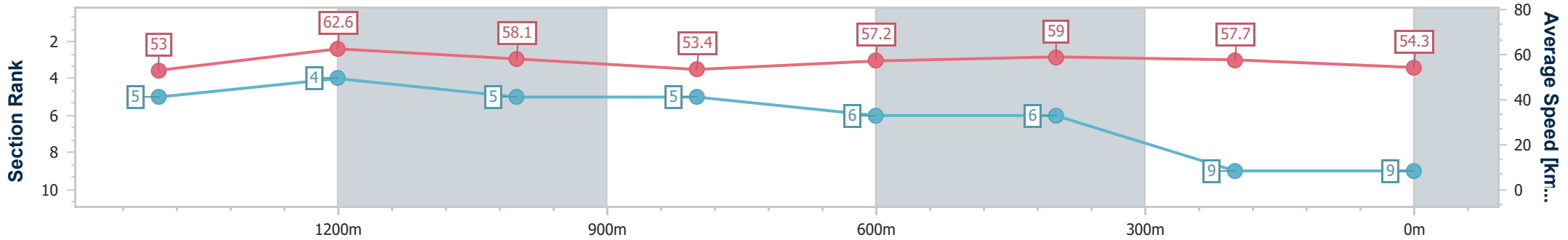
Horse/Jockey Name	Sugarpush
Final Rank	9
Fastest Section Time (Section)	0:11.41 (1400m)
Top Speed [km/h] (Section)	66.7 (Overall)
Race State	Finished



Toowoomba QLD Professional
 Race 4: CARPET ONE TOOWOOMBA LAYERS CUP Maiden Handicap - 1625m
 17 December 2022 - 19:15
 Track Rating: Good 3 , Weather: Fine , Rail Position: +2m Entire Course



Section	Overall	1400m	1200m	1000m	800m	600m	400m	200m						
Section Times	1:43.67 [9] (0:15.32)	1:28.35 [5] (0:11.41)	1:16.94 [4] (0:12.38)	1:04.56 [5] (0:13.50)	0:51.06 [5] (0:12.68)	0:38.38 [6] (0:12.49)	0:25.89 [6] (0:12.66)	0:13.23 [9] (0:13.23)						
Average Speed [km/h]	53.0	62.6	58.1	53.4	57.2	59.0	57.7	54.3						
Top Speed [km/h]	66.7	66.4	61.5	56.5	61.3	61.0	59.1	55.9						
Avg. Dist. to Rail [m]	2.4	1.4	1.2	0.8	3.0	4.3	3.8	4.4						
Avg. Stride Freq. [Hz]	2.2	2.3	2.3	2.2	2.3	2.4	2.3	2.2						
Avg. Stride Length [m]	6.6	7.6	7.2	6.7	6.9	6.9	6.9	6.7						



- [] Ranking at each section and finish
- .-.- No data available at this section
- NA No data available



Horse/Jockey Name	She Wizz
Final Rank	10
Fastest Section Time (Section)	0:11.41 (1400m)
Top Speed [km/h] (Section)	65.4 (1400m)
Race State	Finished



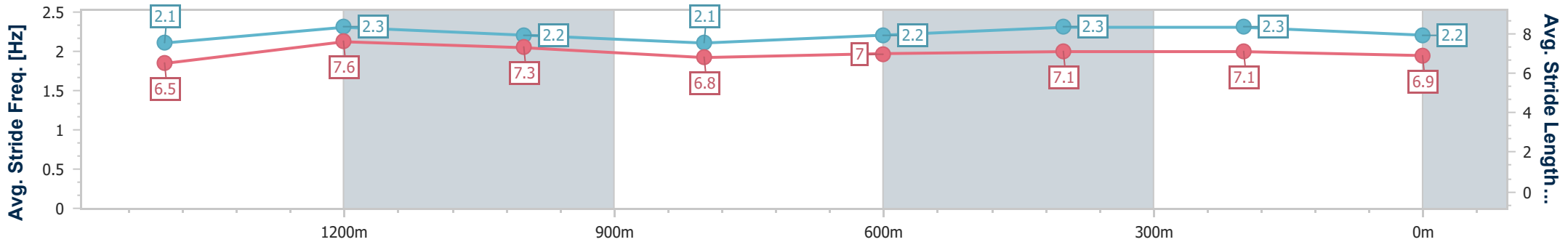
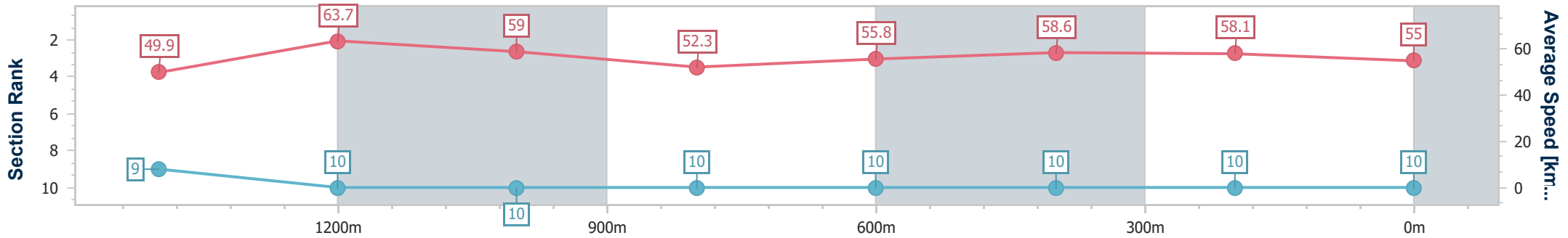
Toowoomba QLD Professional
 Race 4: CARPET ONE TOOWOOMBA LAYERS CUP Maiden Handicap - 1625m



17 December 2022 - 19:15

Track Rating: Good 3 , Weather: Fine , Rail Position: +2m Entire Course

Section	Overall	1400m	1200m	1000m	800m	600m	400m	200m
Section Times	1:44.28 [10] (0:16.25)	1:28.03 [9] (0:11.41)	1:16.62 [10] (0:12.20)	1:04.42 [10] (0:13.73)	0:50.69 [10] (0:12.91)	0:37.78 [10] (0:12.35)	0:25.43 [10] (0:12.38)	0:13.05 [10] (0:13.05)
Average Speed [km/h]	49.9	63.7	59.0	52.3	55.8	58.6	58.1	55.0
Top Speed [km/h]	64.6	65.4	61.2	53.9	59.6	59.6	59.1	57.5
Avg. Dist. to Rail [m]	3.1	1.6	0.7	1.2	0.9	0.9	0.6	1.0
Avg. Stride Freq. [Hz]	2.1	2.3	2.2	2.1	2.2	2.3	2.3	2.2
Avg. Stride Length [m]	6.5	7.6	7.3	6.8	7.0	7.1	7.1	6.9



- [] Ranking at each section and finish
- .-.- No data available at this section
- NA No data available